

Optimal Adaptive Algorithms for Finding the Nearest and Farthest Point on a Parametric Black-Box Curve

Ilya Baran

Erik D. Demaine

Abstract

We consider a general model for representing and manipulating parametric curves, in which a curve is specified by a black box mapping a parameter value between 0 and 1 to a point in Euclidean d -space. In this model, we consider the nearest-point-on-curve and farthest-point-on-curve problems: given a curve C and a point p , find a point on C nearest to p or farthest from p . In the general black-box model, no algorithm can solve these problems. Assuming a known bound on the speed of the curve (a Lipschitz condition), the answer can be estimated up to an additive error of ϵ using $O(1/\epsilon)$ samples, and this bound is tight in the worst case. However, many instances can be solved with substantially fewer samples, and we give algorithms that adapt to the information-theoretical difficulty of the particular instance, up to a logarithmic factor. More precisely, if $\text{ITLB}(C; p; \epsilon)$ is the minimum number of samples of C that every correct algorithm must perform to achieve tolerance ϵ , then our algorithm performs $O(\text{ITLB}(C; p; \epsilon) \log(1/\epsilon))$ samples. Furthermore, any algorithm requires $(1/\epsilon) \log(1/\epsilon)$ samples for some instance C^0 with $\text{ITLB}(C^0; p; \epsilon) = 1/\epsilon$; except that, for the nearest-point-on-curve problem when the distance between C and p is less than ϵ , the ITLB is 1 but the upper and lower bounds on the number of probes are both $(1/\epsilon)$.

1 Introduction

Computational geometry has traditionally focused on polygonal objects made up of straight line segments. In contrast, applications of geometric algorithms to computer-aided design and computer graphics usually involve more complex curves and surfaces. In recent years, this gap has received growing attention with algorithms for manipulating more general curves and surfaces, such as circular arcs [DMT02], conic arcs [BH⁺02, Wei02], and quadratic surfaces [LS02]. The most general type of curve commonly considered in this algorithmic body of work is a piecewise bounded-degree polynomial (algebraic) curve, although such curves are not usually manipulated directly and are more typically assumed to govern some process such as the motion of a polygon in kinetic collision detection [BEG⁺99].

Parametric Black-Box Curves. A much more general model for specifying curves is the parametric black-box model that represents a curve as a function $C : [0; 1] \rightarrow \mathbb{R}^d$. The only operation that can be performed is to sample (evaluate) the function at a given parameter value $x \in [0; 1]$.

Solving any nontrivial problem on a black-box curve requires some additional conditions on the behavior of the curve. We assume the Lipschitz condition that $\|C(x_1) - C(x_2)\| \leq L|x_1 - x_2|$ for all $x_1, x_2 \in [0; 1]$, for a known constant L . Any piecewise- C^1 curve has such a parameterization. By uniformly scaling the curve in \mathbb{R}^d , we can assume that the Lipschitz constant L is 1.

Nearest- and Farthest-Point-on-Curve Problems. In this paper, we solve two of the most basic proximity queries about black-box Lipschitz curves: given a curve C and a point p , find

MIT Laboratory for Computer Science, 200 Technology Square, Cambridge, MA 02139, USA, fibaran, edemaine@mit.edu

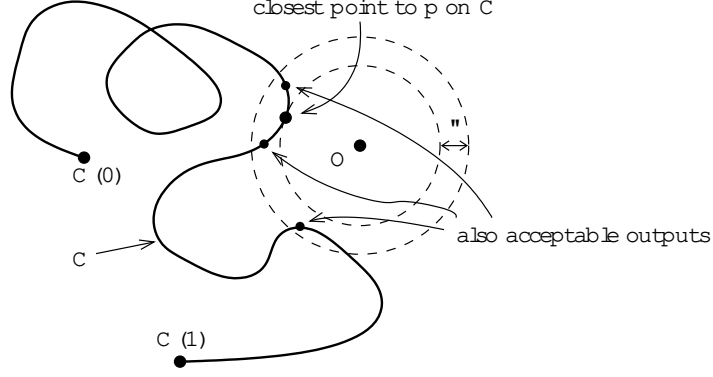


Figure 1: Sample instance of the nearest-point-on-curve problem .

a point on C that is closest to p (nearest point), and find a point on C that is farthest from p (farthest point). In the black-box model, these problems are impossible to solve exactly, because an algorithm will never, in general, sample the nearest or farthest point. Thus, a problem instance also specifies an additive error tolerance ϵ , and our goal is to find a point on the curve C whose distance to the point p is within ϵ of the minimum or maximum possible. See Figure 1.

We argue that additive error is most natural in this context, because with relative error, the nearest-point-on-curve problem remains unsolvable when the query point p lies on the curve C . Even when p is assumed to be off the curve C , a solution to the relative-error formulation requires a sample whose worst-case size depends on how close p is to C . In contrast, in our additive-error formulation, the worst-case sample size can be bounded purely in terms of ϵ .

Hard and Easy Instances. Any nearest-point-on-curve or farthest-point-on-curve instance can be solved in $1/\epsilon + O(1)$ samples: $C(0); C(2\epsilon); C(4\epsilon); \dots; C(1)$. Unfortunately, this many samples can be necessary in the worst case. For example, when $C(x) = q$ for all x outside an interval of length 2ϵ where at speed 1 the curve moves toward p and then returns to q , we need $1/\epsilon + O(1)$ samples to find the interval. Thus, worst-case analysis is not very enlightening for this problem.

On the other hand, many instances are substantially easier. As an extreme example, if C is a unit-length line segment, then two probes $C(0)$ and $C(1)$ completely determine the curve by the Lipschitz condition.

Adaptive Algorithms. Because the instance-specific optimal number of probes varies widely from $O(1)$ to $O(1/\epsilon)$, we use the adaptive algorithm framework, considered before in the context of boolean set operations [DLOM00] as well as sorting [ECW92] and aggregate ranking [FLN].

For our problems, there is a natural information-theoretic measure of intrinsic difficulty of an instance: the smallest number of probes whose results prove to a verifier, who does not know C , that a particular sample point is within ϵ of being closest to (or farthest from) p . Such proof samples will be more thoroughly characterized in Section 3.2; the size of the smallest proof sample is denoted $\text{ITLB}(C; p; \epsilon)$. The key property is that every correct algorithm must make at least $\text{ITLB}(C; p; \epsilon)$ probes on every instance $(C; p; \epsilon)$. $\text{ITLB}(C; p; \epsilon)$ is also the tightest such bound, because every instance $(C; p; \epsilon)$ can be solved in $\text{ITLB}(C; p; \epsilon)$ probes by some algorithm. The question is whether one adaptive algorithm uses roughly $\text{ITLB}(C; p; \epsilon)$ probes for every instance.

Our Results. We develop adaptive algorithms that solve the nearest-point-on-curve and farthest-

point-on-curve problems in $O(\text{ITLB}(C;p;\epsilon) \log(\epsilon^{-1} = \text{ITLB}(C;p;\epsilon)))$ probes; except that, for the nearest-point-on-curve problem when the distance between C and p is less than ϵ , the number of probes is $O(1/\epsilon)$ yet $\text{ITLB} = 1$. We also prove that these algorithms are optimally adaptive in the sense that no adaptive algorithm can achieve a strictly better bound (up to constant factors) with respect to ITLB and ϵ . Specifically, we show that, for any $\epsilon > 0$ and $I > 0$, there is a family of curves C each with $\text{ITLB}(C;p;\epsilon) = I$ such that every algorithm (even randomized) requires $(I \log(\epsilon^{-1} = I))$ probes on average for a curve C selected uniformly from the family; and there is a family of instances of the nearest-point-on-curve problem where the distance between C and p is less than ϵ such that every algorithm requires $(1/\epsilon)$ probes on average.

Related Work. Practitioners who manipulate curves and surfaces typically use numerical algorithms, which are extremely general but sometimes fail or perform poorly, or specialized algorithms for specific types of curves, such as B-splines. Some algorithms for manipulating general parametric curves and surfaces guarantee correctness, but the theoretical performance of these algorithms is either not analyzed [JC98, Sny92] or analyzed only in the worst-case [GW90]. At the heart of our algorithm is Gunther and Wong's [GW90] observation that the portion of a Lipschitz curve between two nearby sample points can be bounded by a small ellipse, as described in Section 3.1.

2 Problem Statement

We use the real RAM model, which can store and manipulate exact real numbers in $O(1)$ time and space. Manipulation of real numbers includes basic arithmetic ($+$, $-$, \cdot , $/$), comparisons, and n th roots. The time cost of sampling the curve C is $O(1)$. Although we describe and analyze our algorithms in \mathbb{R}^2 , both the algorithms and their analysis trivially carry over to \mathbb{R}^d .

We assume without loss of generality that the Lipschitz constant is 1, that the parameter space is the unit interval, and that the query point p is the origin O . Throughout our discussion of nearest-point-on-curve, d_{\min} will refer to the minimum distance from C to the origin. Analogously, d_{\max} denotes the maximum distance from C to the origin. The two problems we consider are to find a point on C whose distance to O is approximately d_{\min} or d_{\max} :

Problem Nearest-Point-On-Curve Let $C : [0;1] \rightarrow \mathbb{R}^2$ be a curve such that, for all $x_1, x_2 \in [0;1]$, $\|C(x_2) - C(x_1)\| \leq |x_2 - x_1|$. Given C and ϵ , find a point $x \in [0;1]$ such that $\|C(x)\| \leq d_{\min} + \epsilon$.

Problem Farthest-Point-On-Curve Let $C : [0;1] \rightarrow \mathbb{R}^2$ be a curve such that, for all $x_1, x_2 \in [0;1]$, $\|C(x_2) - C(x_1)\| \leq |x_2 - x_1|$. Given C and ϵ , find a point $x \in [0;1]$ such that $\|C(x)\| \geq d_{\max} - \epsilon$.

3 Algorithm closest-point

3.1 Main Idea

The main observation is that, if we have sampled C at x_1 and x_2 , then for x between x_1 and x_2 , $\|C(x)\| \leq \|C(x_1)\| + \|C(x) - C(x_2)\| \leq |x_2 - x_1|$. This means that when the parameter x is between x_1 and x_2 , $C(x)$ stays within an ellipse with foci at $C(x_1)$ and $C(x_2)$, whose major axis (sum of distances to foci from a boundary point) has length $|x_2 - x_1|$. See Figure 2. Note that this ellipse

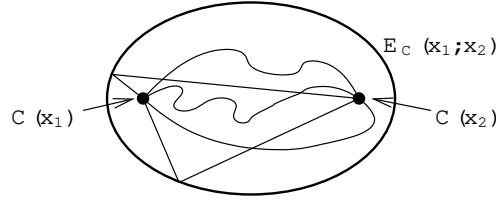


Figure 2: Some possible curves C inside an ellipse

is tight: by changing C only between x_1 and x_2 , we can force it to pass through any point in the ellipse while keeping C Lipschitz. The following propositions formalize this idea:

Definition Given a Lipschitz curve C and an interval $[x_1; x_2] \subset [0; 1]$ define the ellipse

$$E_C(x_1; x_2) = \{p \in \mathbb{R}^2 \mid \|C(x_1) - p\| + \|C(x_2) - p\| \leq \|C(x_2) - C(x_1)\|\}$$

Proposition 1 For an interval $J = [x_1; x_2] \subset [0; 1]$, $C(J) \subset E_C(x_1; x_2)$.

Proof: Let $x \in J$. By the Lipschitz condition, $\|C(x_1) - C(x)\| \leq \|x - x_1\|$ and similarly $\|C(x_2) - C(x)\| \leq \|x_2 - x\|$. Adding these, we get $\|C(x_1) - C(x)\| + \|C(x_2) - C(x)\| \leq \|x_2 - x_1\|$, so $C(x) \in E_C(x_1; x_2)$. \square

Proposition 2 Let $J = [x_1; x_2] \subset [0; 1]$ and let C be a Lipschitz curve. Then for every point p in $E_C(x_1; x_2)$, there is a Lipschitz curve C^0 such that $C(x) = C^0(x)$ for $x \notin J$ and for some $x \in J$, $C^0(x) = p$.

Proof: We can make C^0 on J consist of a line segment from $C(x_1)$ to p and another one from p to $C(x_2)$. Since the total length of these line segments is at most $\|x_2 - x_1\|$, we can parametrize C^0 at unit speed (or less) on J . \square

The following proposition will often be used implicitly in our reasoning:

Proposition 3 If $J^0 = [x_1^0; x_2^0]$ and $J = [x_1; x_2]$ and $J^0 \subset J$ then $E_C(x_1^0; x_2^0) \subset E_C(x_1; x_2)$.

Proof: If $p \in E_C(x_1^0; x_2^0)$ then $\|C(x_1^0) - p\| + \|C(x_2^0) - p\| \leq \|x_2^0 - x_1^0\|$ by definition. We have $\|C(x_1) - C(x_1^0)\| \leq \|x_1^0 - x_1\|$ and $\|C(x_2) - C(x_2^0)\| \leq \|x_2 - x_2^0\|$ by the Lipschitz condition on C . Adding the three inequalities and applying the triangle inequality twice, we get

$$\begin{aligned} \|C(x_1) - p\| + \|p - C(x_2)\| &\leq \|C(x_1) - C(x_1^0)\| + \|C(x_2) - C(x_2^0)\| + \|C(x_1^0) - p\| + \|p - C(x_2^0)\| \\ &\leq \|x_1^0 - x_1\| + \|x_2 - x_2^0\| + \|x_2^0 - x_1^0\| \leq \|x_2 - x_1\| \end{aligned}$$

So $p \in E_C(x_1; x_2)$, as required. \square

For notational convenience, let $\text{closest-possible}(x_1; x_2)$ denote the minimum distance from a point in $E_C(x_1; x_2)$ to the origin.

3.2 Proof Samples

The properties of E_C immediately suggest a criterion for determining whether a sample of points on a curve is sufficient to guarantee that a point sufficiently close to 0 is among those in the sample: the nearest point in the sample to 0 should be no farther than ϵ than the nearest ellipse (around adjacent sample points) to 0. closest-point tries to find such a sample as quickly as possible.

Definition Let $P = \{x_1; x_2; \dots; x_n\}$ be a set of points in $[0; 1]$ so that $0 = x_1 < x_2 < \dots < x_n = 1$. Let $x_{min} \in P$ be an element that minimizes $kC(x_i)k$. Then P is a proof sample if $kC(x_{min})k \leq \epsilon \cdot kC(x)k$ for all $x \in [0; 1]$.

The following proposition shows that producing a proof sample is the only way an algorithm can guarantee correctness.

Proposition 4 Let $P = \{x_1; x_2; \dots; x_n\} \subset [0; 1]$ so that $0 = x_1 < x_2 < \dots < x_n = 1$. Let x_{min} be an element of P that minimizes $kC(x_i)k$. If P is a proof sample, then for any curve C^0 such that $C^0(x_i) = C(x_i)$, x_{min} is a solution to nearest-point-on-curve. Conversely, if P is not a proof sample, there is a curve C^0 such that $C^0(x_i) = C(x_i)$ for which x_{min} is not a solution.

Proof: For any curve C^0 for which $C^0(x_i) = C(x_i)$, P will be a proof sample precisely when it is a proof sample for C . Applying Proposition 1, we find that $C^0([0; 1])$ is contained in the union of the ellipses $E_C(x_i; x_{i+1})$. So, if P is a proof sample, $kC^0(x_{min})k \leq \epsilon \cdot kC^0(x)k$ for all $x \in [0; 1]$, which implies that x_{min} is a solution for C^0 .

Conversely, if P is not a proof sample, then there is a point p in some ellipse $E_C(x_i; x_{i+1})$ such that $kC(x_{min})k > \epsilon \cdot kC(p)k$. By Proposition 2, we can construct a curve which coincides with C except in $(x_i; x_{i+1})$ and passes through p . For this curve, x_{min} will not be a solution.

The requirement that $x_1 = 0$ and $x_n = 1$ allows the analysis to avoid special cases. An algorithm could guarantee correctness without sampling these endpoints, but since this saves only a constant amount of work, we ignore this possibility in favor of simpler analysis.

3.3 Description and Correctness

As we sample the curve, we maintain a set of ellipses around the unsampled intervals. At each step, we take the interval whose ellipse is closest to the origin and sample in the middle of it, thus replacing it with two smaller intervals (with smaller ellipses). When the sampled points form a proof sample, we terminate and output the closest point of those sampled.

Let Q be a priority queue that stores triples of real numbers $(d; x_1; x_2)$ sorted by d . The algorithm is as follows:

closest-point

1. Add $(\text{closest-possible}(0; 1); 0; 1)$ to Q
2. $(\hat{x}_{min}; \hat{d}_{min}) \leftarrow (0; kC(0)k)$ if $kC(0)k < kC(1)k$ else $(1; kC(1)k)$
3. Do until nished:
 4. $(d; x_1; x_2) \leftarrow \text{extract-min}(Q)$
 5. If $\hat{d}_{min} \leq d$ then output \hat{x}_{min} and stop
 6. $x \leftarrow (x_1 + x_2)/2$
 7. If $kC(x)k < \hat{d}_{min}$ then $(\hat{x}_{min}; \hat{d}_{min}) \leftarrow (x; kC(x)k)$
 8. Add $(\text{closest-possible}(x_1; x); x_1; x)$ to Q
 9. Add $(\text{closest-possible}(x; x_2); x; x_2)$ to Q

Correctness follows from Proposition 4: the algorithm stops when the points sampled form a proof sample (the condition for stopping is the proof sample condition) and outputs the closest point. To show termination, we note that no interval of length 2ϵ or less is ever subdivided:

Proposition 5 If in line 5, $x_2 - x_1 \geq 2\epsilon$, closest-point terminates at this line.

Proof: Since \hat{d}_{\min} stores the minimum known distance to a point, $\hat{d}_{\min} \leq \|C(x_1)\|$ and $\hat{d}_{\min} \leq \|C(x_2)\|$. Let p be a point in $E_C(x_1; x_2)$ such that $\|p\| = d$. Then by the definition of E_C , $\|C(x_1) - p\| + \|C(x_2) - p\| \geq 2\epsilon$. This means that at least one of $\|C(x_1) - p\| \geq \epsilon$ or $\|C(x_2) - p\| \geq \epsilon$ is true. If $\|C(x_1) - p\| \geq \epsilon$, then, by the triangle inequality, $\|C(x_1)\| \leq \|p\| + \|C(x_1) - p\| \leq d + \epsilon$. This implies that $\hat{d}_{\min} \leq d + \epsilon$ so the algorithm stops. Similarly for the other possibility. \square

From this proposition, we can conclude that closest-point stops in at most $O(\epsilon^{-1})$ steps since only $O(\epsilon^{-1})$ sample points at least ϵ apart can exist in $[0; 1]$ and in lines 4-9, the algorithm always samples one new point in an interval of width at least 2ϵ .

3.4 Analysis Summary

In order to give a tighter analysis of closest-point, we will compare the number of samples it actually makes to the smallest possible number of samples an algorithm (that samples 0 and 1) could make on that problem instance and still guarantee correctness. We call that minimum number of samples the Information Theoretic Lower Bound (ITLB) and it is equal to the length of a shortest proof sample. The requirement that an algorithm sample 0 and 1 increases the ITLB by at most 2, an irrelevant constant.

Any point within ϵ of the origin forms a proof sample (together with 0 and 1), so the ITLB of a problem instance with $d_{\min} \leq \epsilon$ is at most 3. Since we can construct (done below) a family of problem instances with $d_{\min} \leq \epsilon$ such that any algorithm requires (ϵ^{-1}) on some member of that family, we cannot do better than come within a $(1/\epsilon)$ factor of the ITLB. However, if $d_{\min} > \epsilon$, we show below that we can come within a logarithmic factor of the ITLB. Thus, the rest of the analysis assumes that $\epsilon < d_{\min}$.

3.5 Ellipse Lemma

To analyze closest-point, we will make use of one geometric fact in three incarnations. We prove it here:

Ellipse Lemma Let $0 \leq x_1 \leq x_2 \leq x_3 \leq x_4 \leq 1$. Also, let $d, a \in \mathbb{R}$ with $0 < a < d$. If $\text{closest-possible}(x_1; x_2) \leq d$, $\text{closest-possible}(x_3; x_4) \leq d$, and $\|C(x_2)\| \leq d + a$ then $\text{closest-possible}(x_1; x_4) \leq d + a$.

Proof: See Figure 3. We may assume without loss of generality that $x_2 = x_3$ because if $\text{closest-possible}(x_3; x_4) \leq d$ then $\text{closest-possible}(x_2; x_4) \leq d$. Let p be the intersection of the circle $\|v\| = d + a$ and the ray from the origin through $C(x_2)$. Obviously, $\|p\| = d + a$. We will show that $\|C(x_1) - p\| \leq x_2 - x_1$ and $\|C(x_4) - p\| \leq x_4 - x_2$. This will prove that $p \in E_C(x_1; x_4)$ and therefore $\text{closest-possible}(x_1; x_4) \leq d + a$.

Since $\text{closest-possible}(x_1; x_2) \leq d$, there is a point q such that $\|q\| \leq d$ and $\|C(x_1) - q\| + \|C(x_2) - q\| \leq x_2 - x_1$. We may set the axes so that $C(x_2)$ is on the y axis. So let $q = (0; y)$. Then $y \leq d + a$ and $p = (0; d + a)$. Now if $q = (x_q; y_q)$, then $\|q - C(x_2)\| = \sqrt{x_q^2 + (y - y_q)^2}$

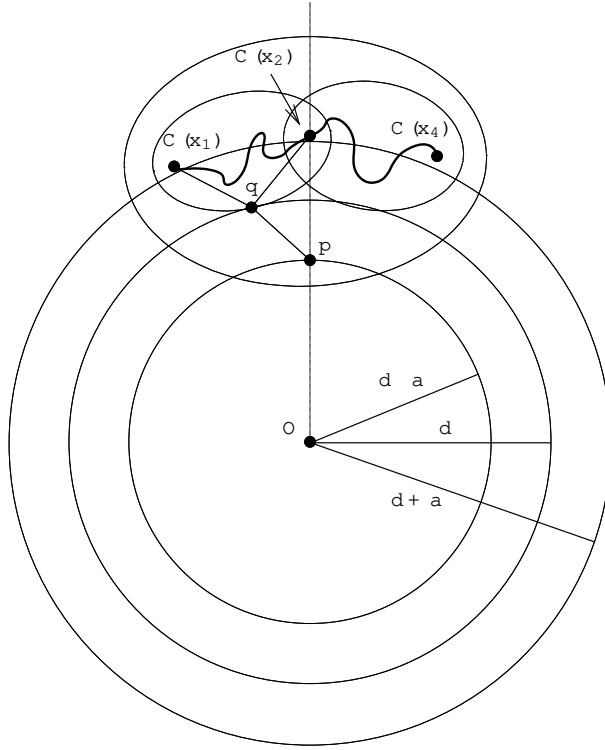


Figure 3: Ellipse Lemma

and $kq - pk = \sqrt{x_q^2 + (y_q - (d - a))^2}$. Since $kq - dk \leq y_q - d$ and therefore $(y_q - (d - a))^2 \leq ((d + a) - y_q)^2 = (y - y_q)^2$, which means that $kq - pk \leq kq - C(x_2)k$. Using this, the triangle inequality, and the construction requirement of q , we get:

$$kC(x_1) - pk \leq kC(x_1) - qk + kq - pk \leq kC(x_1) - qk + kq - C(x_2)k \leq x_2 - x_1$$

The argument that $kC(x_4) - pk \leq x_4 - x_2$ is symmetric. \square

When generalizing this lemma from \mathbb{R}^2 to \mathbb{R}^d , we consider separately the planes through $O; C(x_1); C(x_2)$ and through $O; C(x_2); C(x_4)$.

We will use the Ellipse Lemma in three different places in the analysis, so we prove three simple corollaries:

Ellipse Lemma (1) Let $[x_1; x]$ and $[x; x_2]$ be intervals. Let $0 < \epsilon < d$. If $\text{closest-possible}(x_1; x) \leq d - \epsilon$ and $kC(x)k \leq d$, then $\text{closest-possible}(x_1; x) \leq d - \epsilon/2$ or $\text{closest-possible}(x; x_2) \leq d - \epsilon/2$ or both.

Proof: Suppose for contradiction that this is not the case: we have $\text{closest-possible}(x_1; x) < d - \epsilon/2$ and $\text{closest-possible}(x; x_2) < d - \epsilon/2$. Let d^0 be the larger of $\text{closest-possible}(x_1; x)$ and $\text{closest-possible}(x; x_2)$. We have $d^0 < d - \epsilon/2$. Now let $a = d - d^0$ and apply the Ellipse Lemma to $[x_1; x]$, $[x; x_2]$, d^0 and a to get $\text{closest-possible}(x_1; x_2) \leq d^0 + a$. But $d^0 + a = 2d^0 + d < d - \epsilon$, which contradicts the assumption that $\text{closest-possible}(x_1; x_2) \geq d - \epsilon$. \square

Ellipse Lemma (2) Let $[x_1; x_2]$ and $[x_3; x_4]$ be intervals. Let $0 < \epsilon/2 < d$. If $\text{closest-possible}(x_1; x_2) \leq d - \epsilon/2$ and $\text{closest-possible}(x_3; x_4) \leq d - \epsilon/2$, then $\text{closest-possible}(x_1; x_4) \leq d - \epsilon/2$ or $\text{closest-possible}(x_2; x_3) \leq d - \epsilon/2$ or both.

d , $\text{closest-possible}(x_3; x_4) \leq d$, and $\|C(x_2)\| > d + \epsilon/2$ then $\text{closest-possible}(x_1; x_4) < d - \epsilon/2$.

Proof: Let $a = \|C(x_2)\| \leq d$ so $a \leq \epsilon/2$. Now apply the Ellipse Lemma to $[x_1; x_2]$, $[x_3; x_4]$, d , and a to get $\text{closest-possible}(x_1; x_4) \leq d - a < d - \epsilon/2$. \square

Ellipse Lemma (3) Let $[x_1; x]$ and $[x; x_2]$ be intervals. Let $0 < \epsilon/2 < d$. If $\text{closest-possible}(x_1; x_2) \leq d - \epsilon/2$ and $\|C(x)\| > d + \epsilon/2$ then $\text{closest-possible}(x_1; x) > d$ or $\text{closest-possible}(x; x_2) > d$ or both.

Proof: Suppose that $\text{closest-possible}(x_1; x) \leq d$ and $\text{closest-possible}(x; x_2) \leq d$. Apply the Ellipse Lemma (2) to get that $\text{closest-possible}(x_1; x_2) < d - \epsilon/2$, which is a contradiction. \square

3.6 ITLB

We define the Information Theoretic Lower Bound (ITLB) of a problem instance to be the length of a shortest proof sample. Note that the ITLB depends on C , ϵ and p , but we omit most of the arguments when it is clear what they are. For the analysis of closest-point with $\epsilon < d_{\min}$ we will need the following estimate: for any curve C , $\text{ITLB}(\epsilon/2) = O(\text{ITLB}(\epsilon))$. We prove this by starting with a proof sample for ϵ , inserting a new sample point in between every pair of sample points in the proof sample, and using a continuity/connectedness argument to show that we can force the result to be a proof sample for $\epsilon/2$.

Proposition 6 If $\epsilon < d_{\min}$, $\text{ITLB}(\epsilon/2) \leq 2\text{ITLB}(\epsilon)$.

Proof: Consider a proof sample P of size $\text{ITLB}(\epsilon)$. Let x_i be the i^{th} smallest element of P . Since P is a proof sample, $\text{closest-possible}(x_i; x_{i+1}) \leq d_{\min} - \epsilon$. Now let

$$\begin{aligned} A &= \{x \in [x_i; x_{i+1}] \mid \text{closest-possible}(x_i; x) \leq d_{\min} - \epsilon/2\} \\ B &= \{x \in [x_i; x_{i+1}] \mid \text{closest-possible}(x; x_{i+1}) \leq d_{\min} - \epsilon/2\} \end{aligned}$$

By the Ellipse Lemma (1), $A \cup B = [x_i; x_{i+1}]$. Also, since $\text{closest-possible}(x_i; x_i) = \|x_i\| \leq d_{\min}$ and $\text{closest-possible}(x_{i+1}; x_{i+1}) = \|x_{i+1}\| \leq d_{\min}$, $A \neq \emptyset$; and $B \neq \emptyset$. Since closest-possible is continuous in both variables, A is closed relative to $[x_i; x_{i+1}]$, being the preimage of the closed set $\{t \mid d_{\min} - \epsilon/2 \leq t\}$ under $t = \text{closest-possible}(x_i; x)$ with respect to the second variable. Similarly, B is closed relative to $[x_i; x_{i+1}]$. Since $[x_i; x_{i+1}]$ is connected, $A \cap B \neq \emptyset$, so let $x \in A \cap B$. This means $\text{closest-possible}(x_i; x) \leq d_{\min} - \epsilon/2$ and $\text{closest-possible}(x; x_{i+1}) \leq d_{\min} - \epsilon/2$. So for every pair of adjacent samples in P , we can insert a new sample x between them (x may, of course, coincide with one of the samples already in P , in which case we ignore it) so that all of them will make $\min\{\|x_i - x\|, \|x - x_{i+1}\|\} \leq d_{\min} - \epsilon/2$, for E constructed as in the definition of proof sample. Thus, we will have inserted an additional $|P| - 1$ elements. In order to make the result a proof sample, we may need to insert one more element, x such that $\|C(x)\| = d_{\min}$. This will make the result into a proof sample for $\epsilon/2$ with $2|P|$ elements. \square

3.7 Phases

We split an execution of closest-point into two phases and analyze each phase separately, giving an upper bound on the number of curve samples. The phases are only a construction for the analysis; the algorithm does not know which phase it is in. The algorithm starts out in Phase 1, and switches to Phase 2 when all of the ellipses around intervals stored in Q are no closer than $d_{\min} - \epsilon/2$ to the origin.

Since the distance from the ellipses in Q to the origin can only grow (as ellipses close to the origin are replaced by ellipses farther away), once the algorithm enters Phase 2, it can never leave it.

Let P be a proof sample for $\epsilon=2$ whose length is $\Pi LB(\epsilon=2)$. We will show that in each phase, the number of samples is $O(\mathcal{P}^j \log(\epsilon^{-1} = \mathcal{P}^j))$ and therefore, the total number of samples is bounded by that as well. We will want the following easy fact:

Proposition 7 Let a_i for $1 \leq i \leq \mathcal{P}^j$ be positive real numbers. If $\prod_{i=1}^{\mathcal{P}^j} a_i \geq \epsilon^{-1}$ then $\sum_{i=1}^{\mathcal{P}^j} \log a_i \geq \mathcal{P}^j \log(\epsilon^{-1} = \mathcal{P}^j)$.

Proof: By the arithmetic-geometric mean inequality, we have $\frac{1}{\mathcal{P}^j} \sum_{i=1}^{\mathcal{P}^j} \log a_i \geq \log \left(\frac{\prod_{i=1}^{\mathcal{P}^j} a_i}{\mathcal{P}^j} \right) \geq \log(\epsilon^{-1} = \mathcal{P}^j)$. Multiplying both sides by \mathcal{P}^j gives us the desired result. \square

3.8 Phase 1

Proposition 8 If $[x_1; x_2]$ is an interval such that $\text{closest-possible}(x_1; x_2) < d_{\min}$ $\epsilon=2$ then P must have a point in the open interval $(x_1; x_2)$.

Proof: For contradiction, suppose P has no point in $(x_1; x_2)$. This means that it has two consecutive points, x_1^0 and x_2^0 , such that $[x_1; x_2] \subseteq [x_1^0; x_2^0]$. So $E_C(x_1; x_2) \subseteq E_C(x_1^0; x_2^0)$ and therefore $\text{closest-possible}(x_1; x_2) \leq \text{closest-possible}(x_1^0; x_2^0)$ which means $\text{closest-possible}(x_1^0; x_2^0) < d_{\min}$ $\epsilon=2$. This implies that P cannot be a proof sample for $\epsilon=2$. \square

Let $J = [x_1; x_2] \subseteq [0; 1]$ be an interval that is subdivided in Phase 1. This implies that $\text{closest-possible}(x_1; x_2) < d_{\min}$ $\epsilon=2$ so by Proposition 8, P must have a point in $(x_1; x_2)$. This means that any interval that is subdivided in Phase 1 contains a point of P .

We need to count the samples in this phase. We do this by classifying every subdivision as either a "split" or a "squeeze". A subdivision is a split if both resulting intervals contain points from P and a squeeze if one of the resulting intervals has no points from P . Since the number of splits cannot be more than $\mathcal{P}^j - 1$, we only need to count squeezes. If J is an interval in Q at some point in the execution of Phase 1, let $S(J)$ be the number of squeezes that have happened to intervals containing J and let $L(J)$ be the length of J . We want the following invariant:

Proposition 9 If at some point in phase 1 of the algorithm, the intervals that contain points of P are $J_1; J_2; \dots; J_k$ then $\sum_{i=1}^k 2^{S(J_i)} L(J_i) = 1$.

Proof: We proceed by induction on the number of subdivisions. At the start of the execution of closest-point, $S([0; 1]) = 0$ and $L([0; 1]) = 1$ so the base case is clearly true. Suppose an interval J_i is split into J_{i1} and J_{i2} . Since no new squeezes have occurred, $S(J_{i1}) = S(J_{i2}) = S(J_i)$ and $L(J_{i1}) = L(J_{i2}) = L(J_i)/2$. So $2^{S(J_i)} L(J_i) = 2^{S(J_{i1})} L(J_{i1}) + 2^{S(J_{i2})} L(J_{i2})$ and the sum is not changed. If the interval J_i is squeezed into J_{i1} , then $S(J_{i1}) = 1 + S(J_i)$ and $L(J_{i1}) = L(J_i)/2$ so $2^{S(J_i)} L(J_i) = 2^{S(J_{i1})} L(J_{i1})$ and the sum is not changed in this case either. \square

Proposition 10 There are $O(\mathcal{P}^j \log(\epsilon^{-1} = \mathcal{P}^j))$ samples in Phase 1.

Proof: As noted above, we only need to count the squeezes. By Proposition 9, at the end of Phase 1, if $J_1; \dots; J_k$ contain points of P , then $\sum_{i=1}^k 2^{S(J_i)} L(J_i) = 1$. But since no interval of

length ϵ or less ever appears, $L(J_i) > \epsilon$ so $\sum_{i=1}^k 2^{S(J_i)} < \epsilon^{-1}$ and $k \leq \log \epsilon^{-1}$. Using Proposition 7, we get $\sum_{i=1}^k S(J_i) \leq k \log(\epsilon^{-1}) = O(\log \epsilon^{-1})$. Since every squeeze increases $\sum_{i=1}^k S(J_i)$ by 1 and nothing ever decreases it, the number of squeezes is at most $O(\log \epsilon^{-1})$. \square

3.9 Phase 2

If in Phase 2 a point x is sampled for which $kC(x)k \leq d_{min} + \epsilon/2$, the algorithm stops. Since we are giving an upper bound on the running time, we may assume that every point sampled is farther than $d_{min} + \epsilon/2$ from the origin.

If $\text{closest-possible}(x_i; x_{i+1}) > d_{min}$ then $[x_i; x_{i+1}]$ will never be chosen for subdivision. This is because an interval around a point that is d_{min} away from the origin has its ellipse at distance at most d_{min} from the origin and will be chosen over $[x_i; x_{i+1}]$. Thus, let us call an interval $[x_i; x_{i+1}]$ alive if $\text{closest-possible}(x_i; x_{i+1}) \leq d_{min}$ and call it dead otherwise. No dead interval is ever subdivided.

Proposition 11 If $\epsilon < d_{min}$, when the algorithm enters Phase 2, there are $O(\log \epsilon^{-1})$ alive intervals.

Proof: Let the alive intervals be $[x_1; y_1]; [x_2; y_2]; \dots; [x_k; y_k]$. By the assumption above, $kC(x_i)k > d_{min} + \epsilon/2$ and $kC(y_i)k > d_{min} + \epsilon/2$. Since the intervals are alive, $\text{closest-possible}(x_i; y_i) \leq d_{min}$. This means that we can apply the Ellipse Lemma(2) to $[x_i; y_i]$ and $[x_{i+1}; y_{i+1}]$ to get $\text{closest-possible}(x_i; y_{i+1}) < d_{min} - \epsilon/2$. By Proposition 8, P has a point in $(x_i; y_{i+1})$. Since at most two segments of the form $(x_i; y_{i+1})$ can overlap, and each one has at least one point of P , there must be at most $2 \log \epsilon^{-1}$ of these segments. \square

Now suppose we subdivide an interval $[x_1; x_2]$ into $[x_1; x]$ and $[x; x_2]$. Since we are in phase 2, $\text{closest-possible}(x_1; x_2) \leq d_{min}$. By our assumption above, $kC(x)k > d_{min} + \epsilon/2$. Applying the Ellipse Lemma(3), we get that either $\text{closest-possible}(x_1; x) > d_{min}$ or $\text{closest-possible}(x; x_2) > d_{min}$ (or both). This implies that when the interval is subdivided, at most one of the resulting intervals can be alive.

Proposition 12 If $\epsilon < d_{min}$, there are $O(\log \epsilon^{-1})$ samples in Phase 2.

Proof: Let $l_1; l_2; \dots; l_k$ be the lengths of the alive intervals at time t . Define $p(t) = \sum_{i=1}^k \log_2(2l_i/\epsilon)$. Since no interval of length ϵ or less is ever subdivided, $l_i > \epsilon$ and so each term in the sum is at least 1. At every subdivision, an alive interval is replaced with at most one alive interval of half the length; therefore, each subdivision decreases $p(t)$ by at least 1. This implies that the total number of subdivisions cannot be greater than $p(t)$ for any t . Since the total length of the alive intervals is at most 1, we have $\sum_{i=1}^k 2l_i/\epsilon \leq 2$. Applying Proposition 7 to this and $p(t)$, we get $p(t) \leq k \log(2/\epsilon)$. By Proposition 11, $k = O(\log \epsilon^{-1})$, so we get $p(t) = O(\log \epsilon^{-1})$ which means there are at most that many samples of C in phase 2. \square

3.10 Analysis Conclusion

Theorem 1 If on a problem instance with $\epsilon < d_{min}$ we let $n = \text{ITLB}(\epsilon) \log(\frac{1}{\text{ITLB}(\epsilon)})$, algorithm closest-point runs in time $O(n + n \log n)$, where the constant in the O notation is independent of the instance.

Proof: Combining Propositions 10, 12, and 6, we get that the number of samples the algorithm takes is $O(n)$. Since the samples are stored in a priority queue, which may be implemented as a

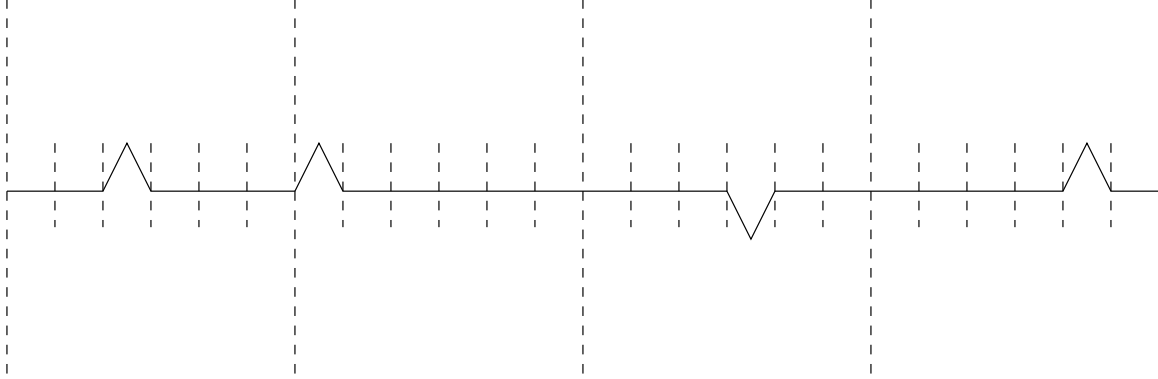


Figure 4: An example C for the adaptive lower bound for $n = 24$ and $k = 4$

heap, it takes $O(\log n)$ time to insert or extract a sample. So the algorithm uses $O(n)$ time for the curve samples and $O(n \log n)$ time for the heap operations. \square

This theorem does not hold for $d_{\min} = \epsilon$ because the condition $a < d$ is not satisfied when the Ellipse Lemma is invoked. The best conclusion we can make about the running time of closest-point when $d_{\min} = \epsilon$ is that the number of samples is $O(n^2)$. Below we prove that it is impossible to do better with respect to the ITLB.

4 Lower Bounds

4.1 Worst Case Lower Bound

As mentioned in the introduction, in the worst case, we cannot do better than the trivial algorithm.

Theorem 2 For any ϵ , there is a problem instance of nearest-point-on-curve on which any algorithm takes (ϵ^{-1}) time.

Proof: Suppose we are given ϵ . Let C be the constant "curve", $C(x) = p$ for all $x \in [0; 1]$ with $k p k > \epsilon$. Now, for any interval $[x_1; x_2] \subset [0; 1]$, $E_C(x_1; x_2)$ is a circle centered at p whose radius is half of the length of J . This means that in any proof sample, every two points are less than $2\epsilon^{-1}$ apart in the parameter space, so the ITLB for this problem is (ϵ^{-1}) and so the minimal running time of any correct algorithm is (ϵ^{-1}) . \square

4.2 Adaptive Lower Bound

We prove that closest-point is optimal, with respect to the number of samples of C .

Theorem 3 For any algorithm and for any ϵ and $k > 0$, there is a problem instance with ITLB = $O(k)$ on which that algorithm takes time $(k \log(\epsilon^{-1} = k))$.

Proof: Let $n = (\epsilon^{-1})$ and k be given. We will construct a problem instance family for which $k = (\text{ITLB})$ and the number of samples required any algorithm is $(k \log(n=k))$ on at least one instance of that family.

Let C be a curve as shown in Figure 4, with k spikes, ($k - 1$ pointing up, one pointing down), one in each of k equal regions of the parameter space. Within each of the regions, the spike may be in one of $n=k$ possible positions. The origin is far below the curve and ϵ is slightly less than the height of a spike, so that the only solutions to nearest-point-on-curve are on the spike pointing down. Because an omniscient adversary may force the last spike the algorithm examines to be the one pointing down, and the algorithm cannot determine whether a spike points up or down without sampling on it, the algorithm must find every spike. Since sampling in one of the k regions (and not on a spike) only gives information about whether the spike in that region is to the left or to the right of the point sampled, the algorithm must perform a binary search on each of the k regions. The minimum number of samples to do this is indeed $(k \log(n=k))$.

To show that $k = \Omega(\epsilon \text{ILB})$, we note that since the curve is piecewise linear (and parametrized at unit speed), placing a point at every corner gives a proof sample for any ϵ , since that completely determines the curve. Each spike has 3 corners and there are possibly two more endpoints, so $\text{ILB} \leq 3k + 2.2$

4.3 Lower Bound for $d_{\min}(\epsilon)$

Theorem 4 For any algorithm and for any ϵ , there is a problem instance with $d_{\min}(\epsilon) = \epsilon$ such that the algorithm requires $(\Omega(\epsilon \text{ILB}(\epsilon))^{1/\epsilon})$ time.

Proof: Since $d_{\min}(\epsilon) = \epsilon$, $\text{ILB}(\epsilon) = 1$. To define C , let us split $[0;1]$ into $\epsilon^{-1}=4$ intervals of width 4ϵ . Fix one of these intervals, $J = (x_1; x_1 + 4\epsilon)$. For $x \notin J$, let $C(x) = (0; 2.5\epsilon)$. For $x \in J$ let

$$C(x) = \begin{cases} (0; 2.5\epsilon - (x - x_1)) & \text{for } x < x_1 + 2\epsilon \\ (0; 2.5\epsilon - (x_1 + 4\epsilon - x)) & \text{for } x \geq x_1 + 2\epsilon \end{cases}$$

Informally, one of the intervals has a spike of height 2ϵ pointing at the origin. Now, at $x = x_1 + 2\epsilon$, $C(x) = (0; \epsilon)$, so $d_{\min} = \epsilon$ and $\text{ILB} = 1$. The only valid outputs on such a problem instance are points on the spike. Since sampling the curve anywhere except J gives no information on the location of the spike, which could be in any of $\epsilon^{-1}=4$ possible intervals, an algorithm is forced to do a linear search which requires (ϵ^{-1}) samples.

These lower bounds also work for randomized algorithms, since the reductions are from linear search and binary search, problems for which randomized algorithms can do no better than deterministic ones, up to constant factors.

5 Farthest-Point-on-Curve

It is natural to consider the symmetric problem of finding a point on C whose distance to a given point is within ϵ of the largest possible. It is straightforward to modify closest-point to farthest-point which solves farthest-point-on-curve. The first two lower bounds for nearest-point-on-curve hold as well for farthest-point-on-curve. The analysis is also easy to carry over to farthest-point, with one exception: the "inversion" of the Ellipse Lemma is false. Figure 5 illustrates this. Nevertheless the algorithm running time is the same (within a constant factor) because we can prove a modified inverted Ellipse Lemma. Note that $\text{farthest-possible}(x_1; x_2)$ (the analogue of $\text{closest-possible}(x_1; x_2)$) refers to the maximum distance from a point in $E_C(x_1; x_2)$ to the origin. To simplify the proof, we impose an extra condition that $kC(x_i) \leq d_i$ which was only required for $i = 2$ in the original lemma.

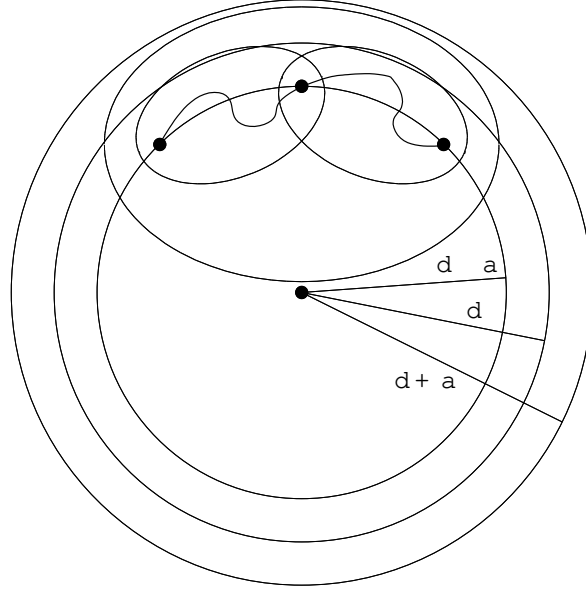


Figure 5: A counterexample to the Inverted Ellipse Lemma (ellipses are to scale)

Inverted Ellipse Lemma Let $0 \leq x_1 \leq x_2 \leq x_3 \leq x_4 \leq 1$. Also, let $d, a \in \mathbb{R}$ with $0 < a < d$. If $\text{farthest-possible}(x_1; x_2) \leq d$, $\text{farthest-possible}(x_3; x_4) \leq d$, and $kC(x_i)k \leq d + a$ for $i \in \{1, 2, 3, 4\}$ then $\text{farthest-possible}(x_1; x_4) \leq d + \frac{3}{5}a$.

First, we state and prove what is essentially a special case of this lemma and then, to prove the lemma, we will reduce the general case to this special case.

Proposition 13 Let $a > 0$, let A and B be points such that $kAk = kBk = 1$ and let Q be the intersection of the bisector of angle AOB with the circle $kvk = 1 + a$. Let P be the intersection of ray OB with circle $kvk = 1 + \frac{8a}{5}$. Then $kAQk + kQBk \leq kAPk$.

Proof: See Figure 6. First, note that $kAQk = kQBk$ so we need to show that $2kAQk \leq kAPk$. Let c be the cosine of angle BOQ . Then the cosine of the angle BOA is $2c^2 - 1$ by the double angle formula. Using the Law of Cosines, we write:

$$kAQk = \frac{1 + (1+a)^2 - 2(1+a)c}{2}$$

$$kAPk = \frac{1 + 1 + \frac{8a}{5} - 2(1 + \frac{8a}{5})(2c^2 - 1)}{2}$$

We prove the Proposition by expanding $(2kAQk)^2 - kAPk^2$ and showing that it is positive:

$$4kAQk^2 - kAPk^2 = 4 + 4(1+a)^2 - 8(1+a)c - 1 - 1 + \frac{8a}{5} + 2(2c^2 - 1) - 1 + \frac{8a}{5}$$

which simplifies to

$$4(c-1)^2 + \frac{36a^2}{25} + \frac{8a}{5}(c-1)(4c-1) \quad (1)$$

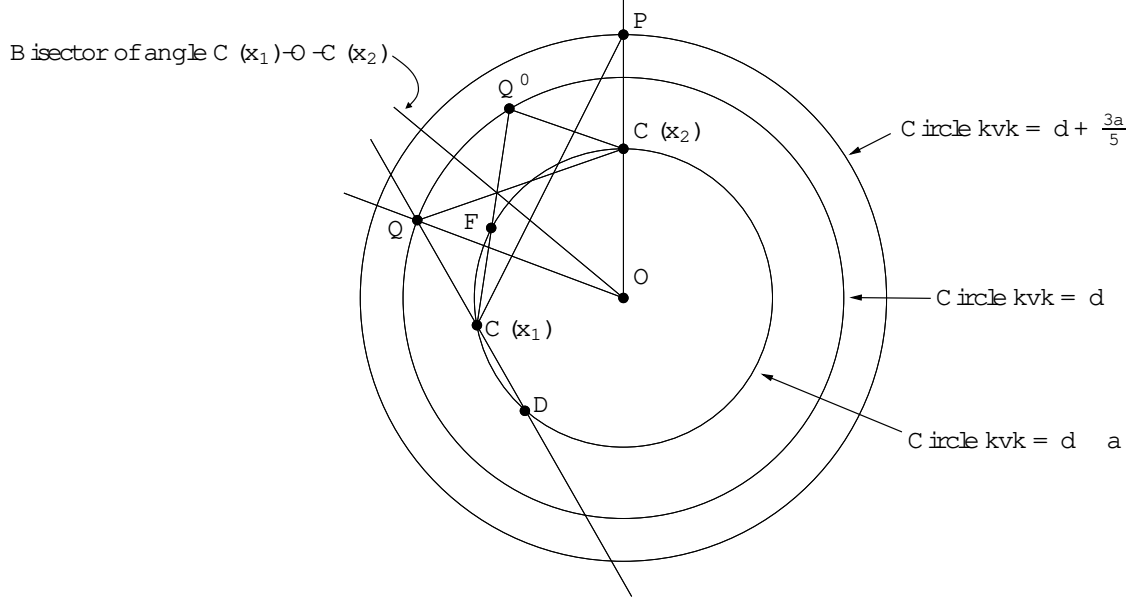


Figure 7: Illustration for the second case of the proof

circle $kvk = d - a$ and on the reflected line, it could be either $C(x_1)$ or D . If it is $C(x_1)$, we can use Proposition 13, with $A = C(x_1)$ and $B = C(x_2)$ to conclude that $kC(x_1) - Qk + kQ - C(x_2)k \leq kC(x_1) - Pk$. Otherwise, D is the reflection of $C(x_2)$ across QO and there are two possibilities:

1. If D is between $C(x_1)$ and Q , then we apply Proposition 13 with $A = D$ and $B = C(x_2)$ to get $kD - Qk + kQ - C(x_2)k \leq kD - Pk$. We add $kC(x_1) - Dk$ to both sides and apply the triangle inequality to get

$$|x_2 - x_1| \leq kC(x_1) - Qk + kQ - C(x_2)k \leq kC(x_1) - Dk + kD - Qk + kQ - C(x_2)k \leq kC(x_1) - Dk + kD - Pk \leq kC(x_1) - Pk$$

2. Otherwise, $C(x_1)$ is between D and Q . See Figure 7. Let Q^0 be the reflection of Q across the bisector of angle $C(x_1)O - C(x_2)$. Then, $kC(x_1) - Q^0k = kC(x_2) - Qk$ and $kC(x_2) - Q^0k = kC(x_1) - Qk$. Now the line segment $C(x_1)Q^0$ has a second intersection with the circle $kvk = d - a$ (besides the endpoint $C(x_1)$) because this line segment is the result of reflecting line segment DQ (which contains $C(x_1)$, by assumption) first across OQ and then across the bisector of $C(x_1)O - C(x_2)$. We will call this intersection F . F is the image of $C(x_1)$ under the two reflections described above which implies that $kC(x_1) - Qk = kF - Q^0k$. This means that $kF - Q^0k = kQ^0 - C(x_2)k$ so we can apply Proposition 13 with $A = F$, $B = C(x_2)$, and $Q = Q^0$ to get $kF - Q^0k + kQ^0 - C(x_2)k \leq kF - Pk$. We add $kC(x_1) - Fk$ to both sides to get

$$|x_2 - x_1| \leq kC(x_1) - Q^0k + kQ^0 - C(x_2)k \leq kC(x_1) - Fk + kF - Q^0k + kQ^0 - C(x_2)k \leq kC(x_1) - Fk + kF - Pk \leq kC(x_1) - Pk$$

2

Because the Inverted Ellipse Lemma has a weaker conclusion, in terms of the constant, than the original Ellipse Lemma, the analogue of Proposition 6 based on the Inverted Ellipse Lemma states

that $\text{ITLB}(5^m) = 2\text{ITLB}(m)$. This means that in order to get that $\text{ITLB}(3^m) = O(\text{ITLB}(m))$, which we need for the analysis, we need to apply the analogue of Proposition 6 three times (since $(5^m)^3 < 3^m$).

The analysis of farthest-point-on-curve does not have the problem that nearest-point-on-curve has when $d_{\min} = 0$. Every time the Inverted Ellipse Lemma is used in the transformed proof, the condition that $a > d$ holds regardless of the curve or m , unlike in nearest-point-on-curve. Hence:

Theorem 5 If $n = \text{ITLB}(m) \log(\frac{m^2}{\text{ITLB}(m)})$ for a farthest-point-on-curve problem instance, algorithm farthest-point runs in time $O(n + n \log n)$.

6 Conclusion

Our results give asymptotically tight bounds on the adaptive nearest-point-on-curve and farthest-point-on-curve problems. We believe that a similar analysis can provide insight into the adaptive performance of algorithms for other curve problems based on Proposition 1, including those described in [GW 90]. We plan to carry out this analysis in the future. A more difficult open problem is generalizing Proposition 1 from one-dimensional curves to two-dimensional surfaces in a way that allows algorithms based on the generalization.

References

- [BEG⁺ 99] Julien Basch, Je Erickson, Leonidas J. Guibas, John Hershberger, and Li Zhang. Kinetic collision detection for two simple polygons. In *Proceedings of the 10th Annual ACM-SIAM Symposium on Discrete Algorithms*, pages 102{111, 1999.
- [BEH⁺ 02] Eric Berberich, Amotz Eigenwillig, Michael Hemmer, Susan Hert, Kurt Mehlhorn, and Elmar Schomer. A computational basis for conic arcs and boolean operations on conic polygons. In *Proceedings of the 10th Annual European Symposium on Algorithms*, volume 2461 of *Lecture Notes in Computer Science*, pages 174{186, Rome, Italy, September 2002.
- [DFMT 02] Olivier Devillers, Alexandra Fronville, Bernard Mourrain, and Monique Teillaud. Algebraic methods and arithmetic filtering for exact predicates on circle arcs. *Computational Geometry: Theory and Applications*, 22:119{142, 2002.
- [DLOM 00] Erik D. Demaine, Alejandro Lopez-Ortiz, and J. Ian Munro. Adaptive set intersections, unions, and differences. In *Proceedings of the 11th Annual ACM-SIAM Symposium on Discrete Algorithms*, pages 743{752, San Francisco, California, January 2000.
- [ECW 92] Vladimir Estivill-Castro and Derrick Wood. A survey of adaptive sorting algorithms. *ACM Computing Surveys*, 24(4):441{476, December 1992.
- [FLN] Ronald Fagin, Amnon Lotem, and Moni Naor. Optimal aggregation algorithms for middleware. *Journal of Computer and System Sciences*. To appear.
- [GW 90] Oliver Gunther and Eugene Wong. The arc tree: an approximation scheme to represent arbitrary curved shapes. *Computer Vision, Graphics, and Image Processing*, 51:313{337, 1990.
- [JC 98] David E. Johnson and Elaine Cohen. A framework for efficient minimum distance computation. In *Proceedings of the IEEE Conference on Robotics and Automation*, pages 3678{3683, May 1998.
- [LS02] Christian Lennerz and Elmar Schomer. Efficient distance computation for quadratic curves and surfaces. In *Proceedings of the 2nd Conference on Geometric Modeling and Processing*, pages 60{69, 2002.
- [Sny92] John M. Snyder. Interval analysis for computer graphics. *ACM SIGGRAPH Computer Graphics*, 26(2):121{130, July 1992.
- [Wei02] Ron Wein. High-level filtering for arrangements of conic arcs. In *Proceedings of the 10th Annual European Symposium on Algorithms*, volume 2461 of *Lecture Notes in Computer Science*, pages 884{895, Rome, Italy, September 2002.