

Generalized Cores

VLADIMIR BATAGELJ and MATJAŽ ZAVERŠNIK

University of Ljubljana, FMF, Department of Mathematics,
and IMFM Ljubljana, Department of TCS,
Jadranska 19, 1000 Ljubljana, Slovenia

Cores are, besides connectivity components, one among few concepts that provides us with efficient decompositions of large graphs and networks.

In the paper a generalization of the notion of core of a graph based on vertex property function is presented. It is shown that for the local monotone vertex property functions the corresponding cores can be determined in $O(m \max(\Delta, \log n))$ time.

Categories and Subject Descriptors: F.2.2 [Analysis of algorithms and problem complexity]: Nonnumerical Algorithms and Problems—Computations on discrete structures

General Terms: Algorithms, Performance, Theory

Additional Key Words and Phrases: algorithm, decomposition, generalized cores, large networks

1. CORES

The notion of core was introduced by Seidman in 1983 [Seidman 1983; Wasserman and Faust 1994].

Let $\mathbf{G} = (V, L)$ be a simple graph. V is the set of *vertices* and L is the set of *lines* (*edges* or *arcs*). We will denote $n = |V|$ and $m = |L|$. A subgraph $\mathbf{H} = (C, L|C)$ induced by the set $C \subseteq V$ is a *k-core* or a *core of order k* iff $\forall v \in C : \deg_H(v) \geq k$ and \mathbf{H} is a maximum subgraph with this property. The core of maximum order is also called the *main core*. The *core number* of vertex v is the highest order of a core that contains this vertex. Since the set C determines the corresponding core H we also often call it a core.

The degree $\deg(v)$ can be the number of neighbors in an undirected graph or in-degree, out-degree, in-degree + out-degree, ... determining different types of cores.

The cores have the following important properties:

- The cores are nested: $i < j \implies \mathbf{H}_j \subseteq \mathbf{H}_i$
- Cores are not necessarily connected subgraphs.

In this paper we present a generalization of the notion of core from degrees to other properties of vertices.

This work was supported by the Ministry of Education, Science and Sport of Slovenia, Project J1-8532. It is a detailed version of the part of the talk presented at *Recent Trends in Graph Theory, Algebraic Combinatorics, and Graph Algorithms*, September 2001, Bled, Slovenia.

Permission to make digital/hard copy of all or part of this material without fee for personal or classroom use provided that the copies are not made or distributed for profit or commercial advantage, the ACM copyright/server notice, the title of the publication, and its date appear, and notice is given that copying is by permission of the ACM, Inc. To copy otherwise, to republish, to post on servers, or to redistribute to lists requires prior specific permission and/or a fee.

© 20YY ACM 0004-5411/20YY/0100-0001 \$5.00

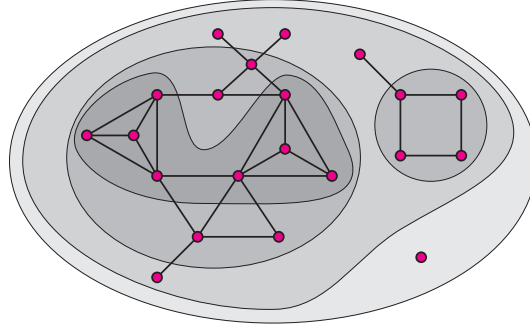


Fig. 1. 0, 1, 2 and 3 core

2. P-CORES

Let $\mathbf{N} = (V, L, w)$ be a *network*, where $\mathbf{G} = (V, L)$ is a graph and $w : L \rightarrow \mathbb{R}$ is a function assigning values to lines. A *vertex property function* on \mathbf{N} , or a *p function* for short, is a function $p(v, U)$, $v \in V$, $U \subseteq V$ with real values.

Examples of vertex property functions: Let $N(v)$ denotes the set of neighbors of vertex v in graph G , and $N(v, U) = N(v) \cap U$, $U \subseteq V$.

- (1) $p_1(v, U) = \deg_U(v)$
- (2) $p_2(v, U) = \text{indeg}_U(v)$
- (3) $p_3(v, U) = \text{outdeg}_U(v)$
- (4) $p_4(v, U) = \text{indeg}_U(v) + \text{outdeg}_U(v)$
- (5) $p_5(v, U) = \sum_{u \in N(v, U)} w(v, u)$, where $w : L \rightarrow \mathbb{R}_0^+$
- (6) $p_6(v, U) = \max_{u \in N(v, U)} w(v, u)$, where $w : L \rightarrow \mathbb{R}$
- (7) $p_7(v, U) = \text{number of cycles of length } k \text{ through vertex } v$

The subgraph $\mathbf{H} = (C, L|C)$ induced by the set $C \subseteq V$ is a *p-core at level* $t \in \mathbb{R}$ iff

- $\forall v \in C : t \leq p(v, C)$
- C is maximal such set.

The function p is *monotone* iff it has the property

$$C_1 \subset C_2 \Rightarrow \forall v \in V : (p(v, C_1) \leq p(v, C_2))$$

All among functions $p_1 - p_7$ are monotone.

For monotone function the *p-core at level* t can be determined by successively deleting vertices with value of p lower than t .

```

C := V;
while  $\exists v \in C : p(v, C) < t$  do C := C \ {v};

```

THEOREM 2.1. *For monotone function p the above procedure determines the p-core at level t .*

PROOF. The set C returned by the procedure evidently has the first property from the p -core definition.

Let us also show that for monotone p the result of the procedure is independent of the order of deletions.

Suppose the contrary – there are two different p -cores at level t , determined by sets C and D . The core C was produced by deleting the sequence $u_1, u_2, u_3, \dots, u_p$; and D by the sequence $v_1, v_2, v_3, \dots, v_q$. Assume that $D \setminus C \neq \emptyset$. We will show that this leads to contradiction.

Take any $z \in D \setminus C$. To show that it also can be deleted we first apply the sequence $v_1, v_2, v_3, \dots, v_q$ to get D . Since $z \in D \setminus C$ it appears in the sequence $u_1, u_2, u_3, \dots, u_s = z$. Let $U_0 = \emptyset$ and $U_i = U_{i-1} \cup \{u_i\}$. Then, since $\forall i \in 1..p : p(u_i, V \setminus U_{i-1}) < t$, we have, by monotonicity of p , also $\forall i \in 1..p : p(u_i, (V \setminus D) \setminus U_{i-1}) < t$. Therefore also all $u_i \in D \setminus C$ are deleted – $D \setminus C = \emptyset$ – a contradiction.

Since the result of the procedure is uniquely defined and vertices outside C have p value lower than t , the final set C satisfies also the second condition from the definition of p -core – it is the p -core at level t . \square

COROLLARY 2.2. *For monotone function p the cores are nested*

$$t_1 < t_2 \Rightarrow \mathbf{H}_{t_2} \subseteq \mathbf{H}_{t_1}$$

PROOF. Follows directly from the theorem 1. Since the result is independent of the order of deletions we first determine the \mathbf{H}_{t_1} . In the following we eventually delete some additional vertices thus producing \mathbf{H}_{t_2} . Therefore $\mathbf{H}_{t_2} \subseteq \mathbf{H}_{t_1}$. \square

Example of nonmonotone p function: Consider the following p function

$$p(v, U) = \begin{cases} 0 & N(v, U) = \emptyset \\ \frac{1}{|N(v, U)|} \sum_{u \in N(v, U)} w(v, u) & \text{otherwise} \end{cases}$$

where $w : L \rightarrow \mathbb{R}_0^+$ on the network $\mathbf{N} = (V, L, w)$, $V = \{a, b, c, d, e, f\}$,

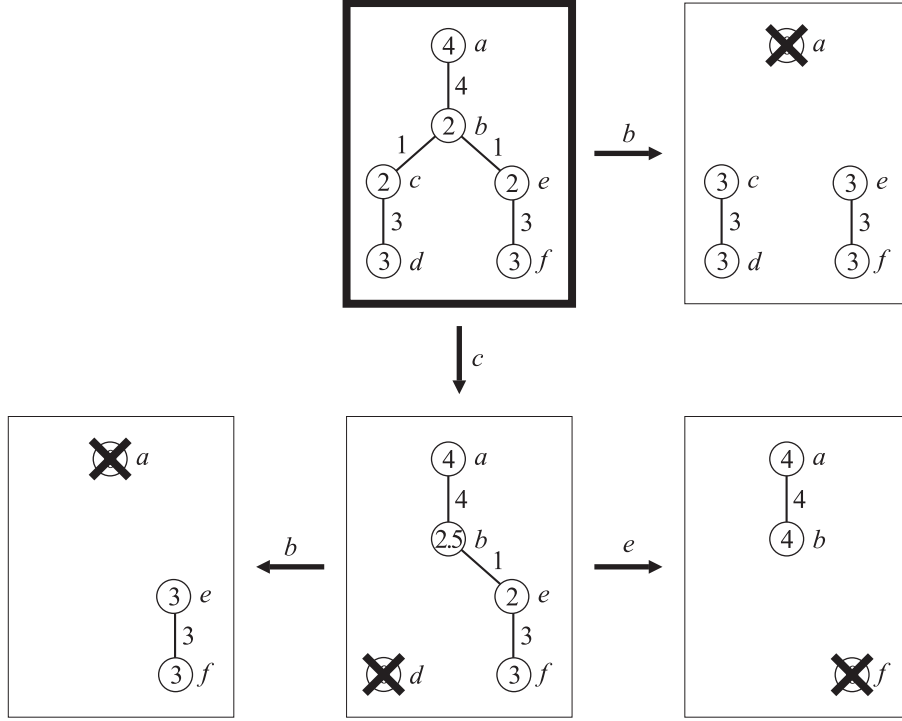
$$\frac{L}{w} \begin{array}{c|cccccc} & (a : b) & (b : c) & (c : d) & (b : e) & (e : f) \\ \hline & 4 & 1 & 3 & 1 & 3 \end{array}$$

We get different results depending on whether we first delete the vertex b or c (or e) – see Figure 2.

The original network is a p -core at level 2. Applying the algorithm to the network we have three choices for the first vertex to be deleted: b , c or e . Deleting b we get, after removing the isolated vertex a , the p -core $C_1 = \{c, d, e, f\}$ at level 3. Note that the values of p in vertices c and e increased from 2 to 3.

Deleting c (or symmetrically e – we analyze only the first case) we get the set $C_2 = \{a, b, e, f\}$ at level 2 – the value at b increased to 2.5. In the next step we can delete either the vertex b , producing the set $C_3 = \{e, f\}$ at level 3, or the vertex e , producing the p -core $C_4 = \{a, b\}$ at level 4.

As we see, the result of the algorithm depends on the order of deletions. The p -core at level 4 is not contained in the p -core at level 3.

Fig. 2. Nonmonotone p function

3. ALGORITHMS

3.1 Algorithm for p -core at level t

The p function is **local** iff

$$p(v, U) = p(v, N(v, U))$$

The functions $p_1 - p_6$ from examples are local; p_7 is **not** local for $k \geq 4$.

In the following we shall assume also that for the function p there exists a constant p_0 such that

$$\forall v \in V : p(v, \emptyset) = p_0$$

For a local p function an $O(m \max(\Delta, \log n))$ algorithm for determining p -core at level t exists (assuming that $p(v, N(v, C))$ can be computed in $O(\deg_C(v))$).

INPUT: graph $G = (V, L)$ represented by lists of neighbors and $t \in \mathbb{R}$

OUTPUT: $C \subseteq V$, C is a p -core at level t

1. $C := V$;
2. **for** $v \in V$ **do** $p[v] := p(v, N(v, C))$;
3. *build_min_heap*(v, p);
4. **while** $p[\text{top}] < t$ **do begin**
- 4.1. $C := C \setminus \{\text{top}\}$;

```

4.2.   for  $v \in N(top, C)$  do begin
4.2.1.    $p[v] := p(v, N(v, C));$ 
4.2.2.    $update\_heap(v, p);$ 
         end;
       end;

```

The step 4.2.1. can often be speeded up by updating the $p[v]$.

This algorithm is straightforwardly extended to produce the hierarchy of p -cores. The hierarchy is determined by the core-number assigned to each vertex – the highest level value of p -cores that contain the vertex.

3.2 Determining the hierarchy of p -cores

INPUT: graph $G = (V, L)$ represented by lists of neighbors

OUTPUT: table *core* with core number for each vertex

```

1.    $C := V;$ 
2.   for  $v \in V$  do  $p[v] := p(v, N(v, C));$ 
3.    $build\_min\_heap(v, p);$ 
4.   while  $sizeof(heap) > 0$  do begin
4.1.    $C := C \setminus \{top\};$ 
4.2.    $core[top] := p[top];$ 
4.3.   for  $v \in N(top, C)$  do begin
4.3.1.    $p[v] := \max \{p[top], p(v, N(v, C))\};$ 
4.3.2.    $update\_heap(v, p);$ 
         end;
       end;

```

Let us assume that P is a maximum time needed for computing the value of $p(v, U)$, $v \in V$, $U \subseteq V$. Then the complexity of statements 1. – 3. is $T_{1-3} = O(n) + O(Pn) + O(n \log n) = O(n \cdot \max(P, \log n))$. Let us now look at the body of the **while** loop. Since at each repetition of the body the size of the set C is decreased by 1 there are at most n repetitions. Statements 4.1 and 4.2 can be implemented to run in constant time, thus contributing $T_{4.1,4.2} = O(n)$ to the loop. In all combined repetitions of the **while** and **for** loops each line is considered at most once. Therefore the body of the **for** loop (statements 4.3,1 and 4.3.2) is executed at most m times – contributing at most $T_{4.3} = m \cdot (P + O(\log n))$ to the **while** loop. Often the value $p(v, N(v, C))$ can be updated in constant time – $P = O(1)$. Summing up all the contributions we get the total time complexity of the algorithm $T = T_{1-3} + T_{4.1,4.2} + T_{4.3} = O(m \cdot \max(P, \log n))$.

For a local p function, for which the value of $p(v, N(v, C))$ can be computed in $O(\deg_C(v))$, we have $P = O(\Delta)$.

The described algorithm is partially implemented in program for large networks analysis *Pajek* (Slovene word for Spider) for Windows (32 bit) [Batagelj and Mrvar 1998]. It is freely available, for noncommercial use, at its homepage:

<http://vlado.fmf.uni-lj.si/pub/networks/pajek/>

A standalone implementation of the algorithm in C is available at

<http://www.educa.fmf.uni-lj.si/datana/pub/networks/cores/>

For the property functions $p_1 - p_4$ a quicker $O(m)$ core determining algorithm can

Table I. p_5 -cores of the Routing Data Network at Different Levels.

k	t	n	k	t	n
1	1	7582	12	2048	490
2	2	9288	13	4096	314
3	4	12519	14	8192	153
4	8	33866	15	16384	48
5	16	33757	16	32768	44
6	32	11433	17	65536	11
7	64	6518	18	131072	9
8	128	3812	19	262144	0
9	256	2356	20	524288	2
10	512	1528	21	1048576	3
11	1024	918			

be developed [Batagelj and Zaveršnik 2001].

4. EXAMPLE – INTERNET CONNECTIONS

As an example of application of the proposed algorithm we applied it to the routing data on the Internet network. This network was produced from web scanning data (May 1999) available from

<http://www.cs.bell-labs.com/who/ches/map/index.html>

It can be obtained also as a Pajek's NET file from

<http://vlado.fmf.uni-lj.si/pub/networks/data/web/web.zip>

It has 124 651 vertices, 195 029 arcs (loops were removed), $\Delta = 151$, and average degree is 3.13. The arcs have as values the number of *traceroute paths* which contain the arc.

Using Pajek implementation of the proposed algorithm on 300 MHz PC we obtained in 3 seconds the p_5 -cores segmentation presented in Table I – there are n_k vertices with p_5 -core number in the interval $(t_{k-1}, t_k]$.

The program also determined the p_5 -core number for every vertex. Figure 3 shows a p_5 -core at level 25000 of the Internet network – every vertex inside this core is visited by at least 25000 traceroute paths. In the figure the sizes of circles representing vertices are proportional to (the square roots of) their p_5 -core numbers. Since the arcs values span from 1 to 626826 they can not be displayed directly. We recoded them according to the thresholds $1000 \cdot 2^{k-1}$, $k = 1, 2, 3, \dots$. These class numbers are represented by the thickness of the arcs.

5. CONCLUSIONS

The cores, because they can be efficiently determined, are one among few concepts that provide us with meaningful decompositions of large networks [Garey and Johnson 1979]. We expect that different approaches to the analysis of large networks can be built on this basis. For example, the sequence of vertices in sequential coloring can be determined by descending order of their core numbers (combined with their degrees). We obtain in this basis the following bound on the chromatic number of a given graph \mathbf{G}

$$\chi(\mathbf{G}) \leq 1 + \text{core}(\mathbf{G})$$

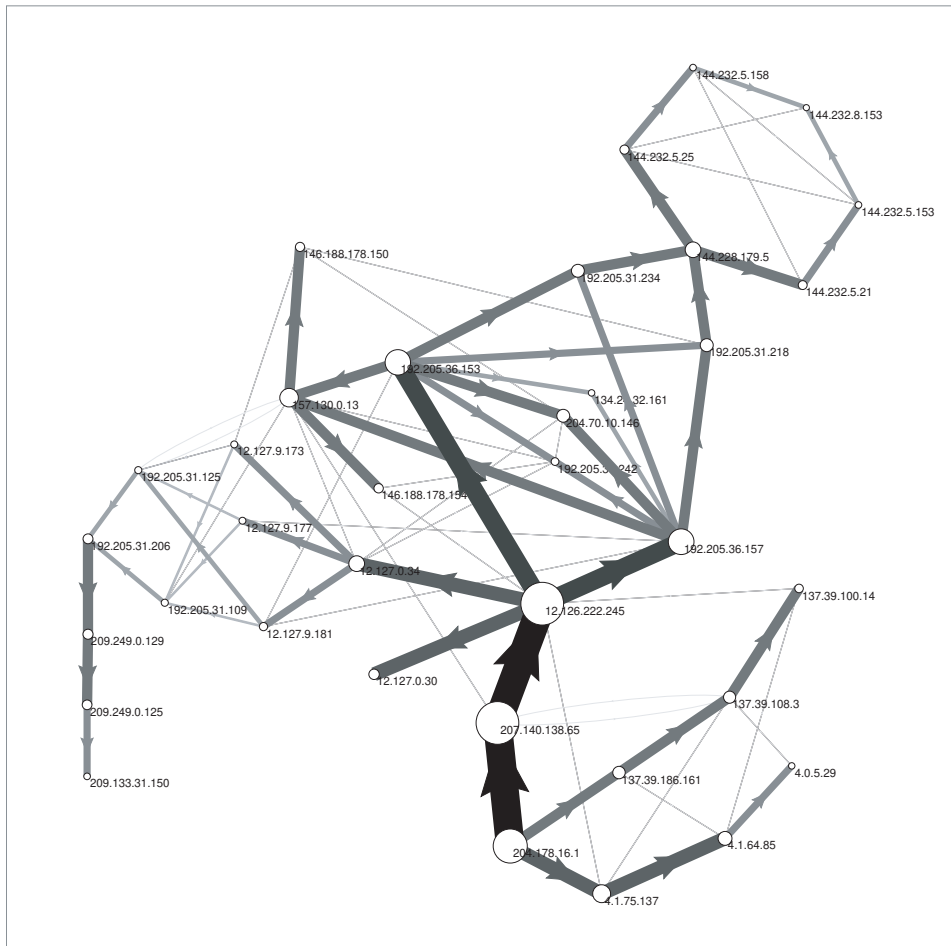


Fig. 3. p_5 -core of the Routing Data Network.

Cores can also be used to localize the search for interesting subnetworks in large networks [Batagelj et al. 1999; Batagelj and Mrvar 2000]:

- If it exists, a k -component is contained in a k -core.
- If it exists, a k -clique is contained in a k -core. $\omega(\mathbf{G}) \leq \text{core}(\mathbf{G})$.

REFERENCES

- BATAGELJ, V. AND MRVAR, A. 1998. Pajek – a program for large network analysis. *Connections* 21 (2), 47–57.
- BATAGELJ, V. AND MRVAR, A. 2000. Some analyses of Erdős collaboration graph. *Social Networks* 22, 173–186.
- BATAGELJ, V., MRVAR, A., AND ZAVERŠNIK, M. 1999. Partitioning approach to visualization of large graphs. In *Graph drawing*, J. Kratochvíl, Ed. Lecture notes in computer science, 1731. Springer, Berlin, 90–97.
- BATAGELJ, V. AND ZAVERŠNIK, M. 2001. An $O(m)$ algorithm for cores decomposition of networks. Manuscript, Submitted.

GAREY, M. R. AND JOHNSON, D. S. 1979. *Computer and intractability*. Freeman, San Francisco.

SEIDMAN, S. B. 1983. Network structure and minimum degree. *Social Networks* 5, 269–287.

WASSERMAN, S. AND FAUST, K. 1994. *Social network analysis: Methods and applications*. Cambridge University Press, Cambridge.

Received Month Year; revised Month Year; accepted Month Year