

# Probabilistic analysis of a differential equation for linear programming

Asa Ben-Hur<sup>a,b</sup>, Joshua Feinberg<sup>c,d</sup>, Shmuel Fishman<sup>d,e</sup>  
& Hava T. Siegelmann<sup>f</sup>

<sup>a</sup>)BIOwulf Technologies,

2030 Addison St. Suite 102, Berkeley, CA 94704

<sup>b</sup>)Faculty of Industrial Engineering and Management,  
Technion, Haifa 32000, Israel.

<sup>c</sup>)Physics Department,  
University of Haifa at Oranim, Tivon 36006, Israel

<sup>d</sup>)Physics Department,  
Technion, Israel Institute of Technology, Haifa 32000, Israel

<sup>e</sup>)Institute for Theoretical Physics  
University of California  
Santa Barbara, CA 93106, USA

<sup>f</sup>)Laboratory for Information and Decision Systems,  
Massachusetts Institute of Technology,  
77 Massachusetts Av. Cambridge, MA 02139

## Abstract

In this paper we address the complexity of solving linear programming problems with a set of differential equations that converge to a fixed point that represents the optimal solution. Assuming a probabilistic model, where the inputs are i.i.d. Gaussian variables, we compute the distribution of the convergence rate to the attracting fixed point. Using the framework of Random Matrix Theory, we derive a simple expression for this distribution in the asymptotic limit of large problem size. In this limit, we find that the distribution of the convergence rate is a scaling function, namely it is a function of one variable that is a combination of three parameters: the number of variables, the number of constraints and the convergence rate, rather than a function of these parameters separately. We also estimate numerically the distribution of computation times, namely the time required to reach a vicinity of the attracting fixed point, and find that it is also a scaling function. Using the problem size dependence of the distribution functions, we derive high probability bounds on the convergence rates and on the computation times.

**Keywords:** Theory of Analog Computation, Dynamical Systems, Linear Programming, Scaling, Random Matrix Theory.  
e-mail addresses: asa@barnhilltechnologies.com, joshua@physics.technion.ac.il, fishman@physics.technion.ac.il, hava@mit.edu

# 1 Introduction

In recent years scientists have developed new approaches to computation, some of them based on continuous time analog systems. Analog VLSI devices, that are often described by differential equations, have applications in the fields of signal processing and optimization. Many of these devices are implementations of neural networks [1, 2, 3], or the so-called neuromorphic systems [4] which are hardware devices whose structure is directly motivated by the workings of the brain. In addition there is an increasing number of theoretical studies of differential equations that solve problems such as sorting [5], linear programming [6] and algebraic problems such as singular value decomposition and finding of eigenvectors (see [7] and references therein). On a more theoretical level, differential equations are known to simulate Turing machines [8]. The standard theory of computation and computational complexity [9] deals with computation in discrete time and in a discrete configuration space, and is inadequate for the description of such systems. It seems that some researchers who devise analog computational devices are not aware of complexity issues (see e.g. [3, 10]).

In a recent paper we have proposed a framework for computing with ODEs that converge exponentially to fixed points [11]. For such systems it is natural to consider the *attracting fixed point as the output*. The input can be modeled in various ways. One possible choice is the initial condition. This is appropriate when the aim of the computation is to decide to which attractor out of many possible ones the system flows (see [12]). The main problem within this approach is related to initial conditions in the vicinity of basin boundaries. The flow in the vicinity of the boundary is slow, resulting in very long computation times. Here, as in [11] the parameters on which the vector field depends are the input, and the initial condition is part of the algorithm. This modeling is natural for optimization problems, where one wishes to find extrema of some function  $E(x)$ , e.g. by a gradient flow  $\dot{x} = \text{grad}E(x)$ . An instance of the optimization problem is specified by the parameters of  $E(x)$ , i.e. by the parameters of the vector field.

The basic entity of the computational model is a set of ODEs

$$\frac{dx}{dt} = F(x), \tag{1}$$

where  $x$  is an  $n$ -dimensional vector, and  $F$  is an  $n$ -dimensional smooth vector field, which converges exponentially to a fixed point. Eq. (1) then solves a computational problem as follows: Given an instance of the problem, the parameters of the vector field  $F$  are set, and it is started from some pre-determined initial condition. The result of the computation is then deduced from the fixed point that the system approaches.

In [11] it was argued that the time parameter is a good measure of time complexity for a large class of ODEs, and the model with integer or rational inputs was studied. In this paper we will consider real inputs as for example in the BSS model [13]. More specifically, we will analyze the complexity of a flow for linear programming (LP) introduced in [6]. In the real number model the complexity of solving LP with interior point methods is unbounded [14], and a similar phenomenon occurs for the flow we analyze here. To obtain finite computation times one can either measure the computation time in terms of a condition number as in [15], or impose a distribution over the set of LP instances. Many of the probabilistic models used to study the performance of the simplex algorithm and interior point methods assume a Gaussian distribution of the data [16, 17, 18], as we do here. Recall that the worst case

bound for the simplex algorithm is exponential whereas some of the probabilistic bounds are quadratic [18].

Two types of probabilistic analysis were carried out in the LP literature: average case and “high probability” behavior [19, 20, 21]. A high probability analysis provides a bound on the computation time that holds with probability 1 as the problem size goes to infinity [21]. In a worst case analysis interior point methods generally require  $\mathcal{O}(\sqrt{n}|\log \epsilon|)$  iterations to compute the cost function with  $\epsilon$ -precision, where  $n$  is the number of variables [20]. The high probability analysis essentially sets a limit on the required precision and yields  $\mathcal{O}(\sqrt{n} \log n)$  behavior [21]. However, the number of iterations has to be multiplied by the complexity of each iteration which is  $\mathcal{O}(n^3)$ , resulting in an overall complexity  $\mathcal{O}(n^{3.5} \log n)$  in the high probability model [20]. Similar results are found in an average case analysis [19]. The flow we analyze in this paper will be shown to have complexity  $\mathcal{O}(n \log n)$  on average and with high probability. This is higher than the number of iterations of state of the art interior point methods. However, when an ODE is implemented in analog hardware its computation time is only the convergence time: the system behaves according to its equations of motion - these do not have to be computed. Thus the overall complexity of this method when implemented in hardware is lower than interior point methods.

The rest of the paper is organized as follows: In section 2 the specific flow (the Faybusovich flow) that is subject of the paper is described and various quantities related to its complexity are defined. The probabilistic ensemble of the LP instances is presented in section 3. The distribution of the convergence rate of this flow is calculated analytically in the framework of random matrix theory (RMT) in section 4. The structure of the distribution functions of parameters that control the convergence is described in section 5 and its numerical verification is presented in section 6. Finally, the results of this work and their possible implications are discussed in section 7. Some technical details are relegated to the appendices. Appendix A contains more details of the Faybusovich flow. Appendix B exposes the details of the analytical calculation of the results presented in section 4, and appendix C contains the necessary details of random matrix theory relevant for that calculation.

## 2 A flow for linear programming

We begin with the definition of the linear programming problem (LP) and a vector field for solving it introduced by Faybusovich in [6]. The *standard form* of LP is to find

$$\max\{c^T x : x \in \mathbb{R}^n, Ax = b, x \geq 0\} \quad (2)$$

where  $c \in \mathbb{R}^n, b \in \mathbb{R}^m, A \in \mathbb{R}^{m \times n}$  and  $m \leq n$ . The set generated by the constraints in (2) is a polyhedron. If a bounded optimal solution exists, it is obtained at one of its vertices. Let  $\mathcal{B} \subset \{1, \dots, n\}$ ,  $|\mathcal{B}| = m$ , and  $\mathcal{N} = \{1, \dots, n\} \setminus \mathcal{B}$ , and denote by  $x_{\mathcal{B}}$  the coordinates with indices from  $\mathcal{B}$ , and by  $A_{\mathcal{B}}$ , the  $m \times m$  matrix whose columns are the columns of  $A$  with indices from  $\mathcal{B}$ . A vertex of the LP problem is defined by a set of indices  $\mathcal{B}$ , which is called a *basic set*, if

$$x_{\mathcal{B}} = A_{\mathcal{B}}^{-1}b \geq 0. \quad (3)$$

The components of a vertex are  $x_{\mathcal{B}}$  that satisfy (3), and  $x_{\mathcal{N}} = 0$ . The set  $\mathcal{N}$  is then called a *non-basic set*. Given a vector field that converges to an optimal solution represented by

basic and non-basic sets  $\mathcal{B}$  and  $\mathcal{N}$ , its solution  $x(t)$  can be decomposed as  $(x_{\mathcal{N}}(t), x_{\mathcal{B}}(t))$  where  $x_{\mathcal{N}}(t)$  converges to 0, and  $x_{\mathcal{B}}(t)$  converges to  $A_{\mathcal{B}}^{-1}b$ .

In the following we consider the non-basic set  $\mathcal{N} = \{1, \dots, n - m\}$ , and for notational convenience denote the  $m \times m$  matrix  $A_{\mathcal{B}}$  by  $B$  and denote  $A_{\mathcal{N}}$  by  $N$ , i.e.  $A = (N, B)$ .

The Faybusovich vector field is a projection of the gradient of the linear cost function onto the constraint set, relative to a Riemannian metric which enforces the positivity constraints  $x \geq 0$  [6]. Let  $h(x) = c^T x$ . We denote this projection by  $\text{grad } h$ . The explicit form of the gradient is:

$$\text{grad } h(x) = [X - XA^T(AXA^T)^{-1}AX]c, \quad (4)$$

where  $X$  is the diagonal matrix  $\text{Diag}(x_1 \dots x_n)$ . It is clear from (4) that

$$A \text{grad } h(x) = 0.$$

Thus, the dynamics

$$\frac{dx}{dt} = \text{grad } h(x) \quad (5)$$

preserves the constraint  $Ax = b$  in (2). Thus, the faces of the polyhedron are invariant sets of the dynamics induced by  $\text{grad } h$ . Furthermore, it is shown in [6] that the fixed points of  $\text{grad } h$  coincide with the vertices of the polyhedron, and that the dynamics converges exponentially to the maximal vertex of the LP problem. Since the formal solution of the Faybusovich vector field is the basis of our analysis we give its derivation in Appendix A.

The linear programming problem (2) has  $n - m$  independent variables. The formal solution shown below, describes the time evolution of the  $n - m$  variables  $x_{\mathcal{N}}(t)$ , in terms of the variables  $x_{\mathcal{B}}(t)$ . When  $\mathcal{N}$  is the non-basic set of an optimal vertex of the LP problem,  $x_{\mathcal{N}}(t)$  converges to 0, and  $x_{\mathcal{B}}(t)$  converges to  $A_{\mathcal{B}}^{-1}b$ . Denote by  $e^1, \dots, e^n$  the standard basis of  $\mathbb{R}^n$ , and define the  $n - m$  vectors

$$\mu^i = e^i + \sum_{j=1}^m \alpha_{ji} e^j, \quad (6)$$

where

$$\alpha_{ji} = -(B^{-1}N)_{ji} \quad (7)$$

is an  $m \times (n - m)$  matrix. The vectors  $\mu^i$  are perpendicular to the rows of  $A$  and are parallel to the faces of the polyhedron defined by the constraints. In this notation the analytical solution is (see Appendix A):

$$x_i(t) = x_i(0) \exp \left( -\Delta_i t + \sum_{j=1}^m \alpha_{ji} \log \frac{x_{j+n-m}(t)}{x_{j+n-m}(0)} \right), \quad i \in \mathcal{N} = \{1, \dots, n - m\} \quad (8)$$

where  $x_i(0)$  and  $x_{j+n-m}(0)$  are components of the initial condition,  $x_{j+n-m}(t)$  are the  $x_{\mathcal{B}}$  components of the solution, and

$$\Delta_i = -\langle \mu^i, c \rangle = -c_i - \sum_{j=1}^m c_j \alpha_{ji} \quad (9)$$

(where  $\langle \cdot, \cdot \rangle$  is the Euclidean inner product). Note that in order to determine how the  $x_i(t)$  in (8) tend to zero, to leading order, we can safely replace all the  $x_{j+n-m}(t)$  by their asymptotic values in  $x_B^*$ .

An important property which relates the signs of the  $\Delta_i$  and the optimality of the partition of  $A$  (into  $(B, N)$ ) relative to which they were computed is now stated:

**Lemma 2.1** [6] For a polyhedron with  $\{n-m+1, \dots, n\}$ , a basic set of a maximum vertex,

$$\Delta_i \geq 0 \quad i = 1, \dots, n-m.$$

The converse statement does not necessarily hold. The  $\Delta_i$  are independent of  $b$ . Thus we may have that all  $\Delta_i$  are positive, and yet the constraint set is empty.

**Remark 2.1** Note that the analytical solution is only a formal one, and does not provide an answer to the LP instance, since the  $\Delta_i$  depend on the partition of  $A$ , and only relative to a partition corresponding to a maximum vertex are all the  $\Delta_i$  positive.

The term  $\sum_{j=1}^m \alpha_{ji} \log \frac{x_{j+n-m}(t)}{x_{j+n-m}^*}$  in (8), when it is positive, is a kind of “barrier”:  $\Delta_i t$  in equation (8) must be larger than the barrier before  $x_i$  can decrease to zero. In the following we ignore the contribution of the initial condition and denote

$$\beta_i = \lim_{t \rightarrow \infty} \sum_{j=1}^m \alpha_{ji} \log x_{j+n-m}(t) = \sum_{j=1}^m \alpha_{ji} \log x_{j+n-m}^* \quad (10)$$

Note that we are assuming that the optimal vertex is unique, i.e., given a partition  $(N, B)$  of  $A$  that corresponds to an optimal vertex, the basic components are all non-zero. The reason is that if one of the components of the optimal vertex vanishes, all of its permutations with the  $n-m$  components of the non-basic set result in the same value of  $c^T x$ . Vanishing of one of the components of the optimal vertex requires that  $b$  is a linear combination of columns of  $A$ , that is an event of zero measure in our probabilistic ensemble. Therefore this case will not be considered in the present work.

We now consider the convergence time of the solution  $x(t)$  of (5) to the optimal vertex. In order for  $x(t)$  to be close to the maximum vertex we must have  $x_i(t) < \epsilon$  for  $i = 1, \dots, n-m$  for some small positive  $\epsilon$ . The time parameter  $t$  must then satisfy:

$$\exp(-\Delta_i t + \beta_i) < \epsilon, \quad \text{for } i = 1, \dots, n-m. \quad (11)$$

Solving for  $t$  we find

$$t > \frac{\beta_i}{\Delta_i} + \frac{|\log \epsilon|}{\Delta_i}, \quad \text{for all } i = 1, \dots, m. \quad (12)$$

We define

$$T = \max_i \left( \frac{\beta_i}{\Delta_i} + \frac{|\log \epsilon|}{\Delta_i} \right), \quad (13)$$

which we consider as the computation time. We denote

$$\Delta_{\min} = \min_i \Delta_i, \quad \beta_{\max} = \max_i \beta_i. \quad (14)$$

To bound the first term in the expression for the computation time we can use the quotient  $\beta_{\max}/\Delta_{\min}$ . If the  $\Delta_i$  are small then large computation times will be required. The

$\Delta_i$  can be arbitrarily small when the inputs are real numbers, resulting in an unbounded computation time. However, we will show that in the probabilistic model, which we define in the next section, “bad” instances are rare, and the flow performs well “with high probability”. The analysis is based on bounding  $\beta_{\max}$  and  $\Delta_{\min}$ .

### 3 The probabilistic model

We now define the ensemble of LP problems for which we analyze the complexity of the Faybusovich flow. Denote by  $N(0,1)$  the standard Gaussian distribution with 0 mean and unit variance. Consider an ensemble in which the components of  $(A, b, c)$  are i.i.d. (independent identically distributed) random variables with the distribution  $N(0,1)$ . The model will consist of the following set of problems:

$$LPM = \{(A, b, c) \mid (A, b, c) \text{ are i.i.d. variables with the distribution } N(0,1) \text{ and the LP problem has a bounded optimal solution}\}. \quad (15)$$

For computational purposes we use matrices with a distribution  $N(0, \sigma^2)$ :

$$f(A) = \frac{1}{\mathcal{Z}_A} \exp\left(-\frac{1}{2\sigma^2} \text{tr} A^T A\right) \quad (16)$$

with normalization

$$\mathcal{Z}_A = \int d^{mn} A \exp\left(-\frac{1}{2\sigma^2} \text{tr} A^T A\right) = (2\pi\sigma^2)^{mn/2}, \quad (17)$$

where  $\sigma$  is the variance. The ensemble (16) factorizes into  $mn$  i.i.d. Gaussian random variables for each of the components of  $A$ .

The vectors  $c$  and  $b$  are similarly distributed:

$$f(c) = \frac{1}{\mathcal{Z}_c} \exp\left(-\frac{1}{2\sigma^2} c^T c\right) \quad (18)$$

with normalization

$$\mathcal{Z}_c = \int d^n c \exp\left(-\frac{1}{2\sigma^2} c^T c\right) = (2\pi\sigma^2)^{n/2}, \quad (19)$$

and

$$f(b) = \frac{1}{\mathcal{Z}_b} \exp\left(-\frac{1}{2\sigma^2} b^T b\right) \quad (20)$$

with normalization

$$\mathcal{Z}_b = \int d^m b \exp\left(-\frac{1}{2\sigma^2} b^T b\right) = (2\pi\sigma^2)^{m/2}. \quad (21)$$

With the introduction of a probabilistic model of LP instances  $\Delta_{\min}$ ,  $\beta_{\max}$  and the computation time become random variables. Since the expression for  $\Delta_i$ , equation (9) is independent of  $b$ , its distribution is independent of  $b$ . For a given realization of  $A$  and  $c$ , with a partition of  $A$  into  $(N, B)$  such that  $\Delta_i \geq 0$ , there exists a vector  $b$  such that the

resulting polyhedron has a bounded optimal solution. Since  $b$  in our probabilistic model is independent of  $A$  we obtain:

$$\begin{aligned} \mathcal{P}(\Delta_{\min} < \Delta | \Delta_{\min} > 0, \text{LP instance has a bounded maximum vertex}) = \\ \mathcal{P}(\Delta_{\min} < \Delta | \Delta_{\min} > 0). \end{aligned} \quad (22)$$

We wish to compute the probability distribution of  $\Delta_{\min}$  for instances with a bounded solution, when  $\Delta_{\min} > 0$ . It is denoted by  $\mathcal{P}(\Delta_{\min} > \Delta | \Delta_{\min} > 0)$ . The event  $\Delta_{\min} > 0$  corresponds to a specific partition of  $A$  into basic and non-basic sets  $\mathcal{B}, \mathcal{N}$ , respectively. It turns out that it is much easier to analytically calculate the probability distribution of  $\Delta_{\min}$  for a given partition of the matrix  $A$ . It will be shown in what follows that in the probabilistic model we defined  $\mathcal{P}(\Delta_{\min} > \Delta | \Delta_{\min} > 0)$  is proportional to the probability that  $\Delta_{\min} > \Delta$  for a fixed partition. Let  $W_j$  be the event that a partition  $j$  of the matrix  $A$  is an optimal partition, i.e. all  $\Delta_i$  are positive ( $j$  is an index with range  $1, \dots, \binom{n}{m}$ ). Let the index 1 stand for the partition where  $B$  is taken from the last  $m$  columns of  $A$ . We now show:

**Lemma 3.1** Let  $\Delta > 0$  then

$$\mathcal{P}(\Delta_{\min} > \Delta | \Delta_{\min} > 0) = \mathcal{P}(\Delta_{\min} > \Delta | W_1) .$$

*Proof.* Given that  $\Delta_{\min} > 0$ , there is a unique optimal partition since a non-unique optimal partition occurs only if  $c$  is orthogonal to some face of the polyhedron, in which case  $\Delta_i = 0$  for some  $i$ . Thus we can write:

$$\mathcal{P}(\Delta_{\min} > \Delta | \Delta_{\min} > 0) = \sum_j \mathcal{P}(\Delta_{\min} > \Delta | \Delta_{\min} > 0, W_j) \mathcal{P}(W_j) \quad (23)$$

$$= \sum_j \mathcal{P}(\Delta_{\min} > \Delta | W_j) \mathcal{P}(W_j) , \quad (24)$$

where the second equality holds since the event  $W_j$  is contained in the event that  $\Delta_{\min} > 0$ . The probability distribution of  $(A, c)$  is invariant under permutations of columns of  $A$  and  $c$ , and under permutations of rows of  $A$ . Therefore the probabilities  $\mathcal{P}(W_j)$  are all equal, and so are  $\mathcal{P}(\Delta_{\min} > \Delta | \Delta_{\min} > 0, W_j)$ , and the result follows. ■

We define

$$\Delta_{\min 1} = \min\{\Delta_i \mid \Delta_i \text{ are computed relative to the partition 1}\} \quad (25)$$

Note that the definition of  $\Delta_{\min}$  in equation (14) is relative to the optimal partition. To show that all computations can be carried out for a fixed partition of  $A$  we need the next lemma:

**Lemma 3.2** Let  $\Delta > 0$  then

$$\mathcal{P}(\Delta_{\min} > \Delta | \Delta_{\min} > 0) = \frac{\mathcal{P}(\Delta_{\min 1} > \Delta)}{\mathcal{P}(\Delta_{\min 1} > 0)} .$$

*Proof.* The result follows from

$$\mathcal{P}(\Delta_{\min} > \Delta | W_1) = \mathcal{P}(\Delta_{\min 1} > \Delta | \Delta_{\min 1} > 0), \quad (26)$$

combined with the result of the previous lemma and the definition of conditional probability.  $\blacksquare$

In view of the symmetry of the joint probability distribution (j.p.d.) of  $\Delta_1, \dots, \Delta_{n-m}$ , given by (35) and (39), the normalization constant  $\mathcal{P}(\Delta_{\min 1} > 0)$  satisfies:

$$\mathcal{P}(\Delta_{\min 1} > 0) = 1/2^{n-m}. \quad (27)$$

### 3.1 High-probability behavior

In this paper we show that the Faybusovich vector field performs well with high probability, a term that is explained in what follows. Such an analysis was carried out for interior point methods e.g. in [22, 21]. When the inputs of an algorithm have a probability distribution  $\Delta_{\min}$ ,  $\beta_{\max}$  and the computation time become random variables. High probability behavior is defined as follows:

**Definition 3.1** Let  $T_n$  be a random variable associated with problems of size  $n$ . We say that  $T(n)$  is a *high probability bound* on  $T_n$  if for  $n \rightarrow \infty$   $T_n \leq T(n)$  with probability one.

To show that  $1/\Delta_{\min} < \eta(m)$  with high probability is the same as showing that  $\Delta_{\min} > 1/\eta(m)$  with high probability. Let  $f_{\min}^{(m)}(\Delta | \Delta_{\min} > 0)$  denote the probability density of  $\Delta_{\min}$  given  $\Delta_{\min} > 0$ . The  $m$  superscript is a mnemonic for its dependence on the problem size. We make the following observation:

**Lemma 3.3**  $\Delta_{\min} > [f_{\min}^{(m)}(0 | \Delta_{\min} > 0)g(m)]^{-1}$  with high-probability, where  $g(m)$  is any function such that  $\lim_{m \rightarrow \infty} g(m) = \infty$ .

*Proof.* For very small  $x$  we have:

$$\mathcal{P}(\Delta_{\min} > x | \Delta_{\min} > 0) \approx 1 - f_{\min}^{(m)}(0 | \Delta_{\min} > 0)x. \quad (28)$$

We look for  $x = x(m)$  such that  $\mathcal{P}(\Delta_{\min} > x(m) | \Delta_{\min} > 0) = 1$  with high probability. For this it is sufficient that

$$\lim_{m \rightarrow \infty} f_{\min}^{(m)}(0 | \Delta_{\min} > 0)x(m) = 0 \quad (29)$$

This holds if

$$x(m) = [f_{\min}^{(m)}(0 | \Delta_{\min} > 0)g(m)]^{-1}, \quad (30)$$

where  $g(m)$  is any function such that  $\lim_{m \rightarrow \infty} g(m) = \infty$ .  $\blacksquare$

The growth of  $g(m)$  can be arbitrarily slow, so from this point on we will ignore this factor. As a result of the lemma, if  $f_{\min}^{(m)}(0 | \Delta_{\min} > 0) \sim m^\nu$  then

$$1/\Delta_{\min} = \mathcal{O}(m^\nu) \quad (31)$$

with high probability. We also note that bounds obtained in this method are tight.



## 4 Computing the distribution of $\Delta_{min1}$

In the following we compute the distribution of  $\Delta_{min1}$ . We denote the first  $n-m$  components of  $c$  by  $y$ , and its last  $m$  components by  $z$ . In this notation equation (9) for  $\Delta_i$  takes the form:

$$\Delta_p = y_p - (z^T B^{-1} N)_p \quad p = 1, \dots, n-m. \quad (32)$$

Our notation will be such that indices

$$i, j, k, \dots \quad \text{range over} \quad 1, 2, \dots, m$$

and

$$p, q, \dots \quad \text{range over} \quad 1, 2, \dots, n-m.$$

In this notation, the ensembles (16) and (18) may be written as

$$f(A) = f(N, B) = \frac{1}{\mathcal{Z}_A} \exp \left[ -\frac{1}{2\sigma^2} \left( \sum_{ij} B_{ij}^2 + \sum_{ip} N_{ip}^2 \right) \right] \quad (33)$$

$$f(c) = f(y, z) = \frac{1}{\mathcal{Z}_c} \exp \left[ -\frac{1}{2\sigma^2} \left( \sum_i z_i^2 + \sum_p y_p^2 \right) \right].$$

We first compute the joint probability distribution (j.p.d.) of  $\Delta_1, \dots, \Delta_{n-m}$  relative to the partition 1. This is denoted by  $f_1(\Delta_1, \dots, \Delta_{n-m})$ . Using (32), we write

$$f_1(\Delta_1, \dots, \Delta_{n-m}) = \int d^{m^2} B d^{m(n-m)} N d^m z d^{n-m} y \quad f(N, B) f(y, z) \prod_{q=1}^{n-m} \delta \left( \Delta_q - y_q + \sum_{i,j=1}^m z_j (B^{-1})_{ji} N_{iq} \right), \quad (34)$$

where  $\delta(x)$  is the Dirac delta function. We note that this j.p.d. is not only completely symmetric under permuting the  $\Delta_p$ 's, but is also *independent* of the partition relative to which it is computed.

We would like now to perform the integrals in (34) and obtain a more explicit expression for  $f_1(\Delta_1, \dots, \Delta_{n-m})$ . It turns out that direct integration over the  $y_q$ 's, using the  $\delta$  function, is not the most efficient way to proceed. Instead, we represent each of the  $\delta$  functions as a Fourier integral. Thus,

$$f_1(\Delta_1, \dots, \Delta_{n-m}) = \int d^{m^2} B d^{m(n-m)} N d^m z d^{n-m} y \frac{d^{n-m} \lambda}{(2\pi)^{n-m}} f(N, B) f(y, z) \cdot \exp \left[ i \sum_q \lambda_q \left( \Delta_q - y_q + \sum_{i,j=1}^m z_j (B^{-1})_{ji} N_{iq} \right) \right].$$

Integration over  $N_{ip}, \lambda_q$  and  $y_p$  is straight forward and yields

$$f_1(\Delta_1, \dots, \Delta_{n-m}) = \left( \frac{1}{2\pi\sigma^2} \right)^{\frac{m^2+n}{2}} \int \frac{d^{m^2} B d^m z}{[z^T (B^T B)^{-1} z + 1]^{\frac{n-m}{2}}} \cdot \exp \left[ -\frac{1}{2\sigma^2} \left( \sum_{ij} B_{ij}^2 + \sum_i z_i^2 + \frac{\sum_p \Delta_p^2}{z^T (B^T B)^{-1} z + 1} \right) \right]. \quad (35)$$

Here the complete symmetry of  $f_1(\Delta_1, \dots, \Delta_{n-m})$  under permutations of the  $\Delta_p$ 's is explicit, since it is a function of  $\sum_p \Delta_p^2$ .

The integrand in (35) contains the combination

$$u(B, z) = \frac{1}{z^T (B^T B)^{-1} z + 1}. \quad (36)$$

Obviously,  $0 \leq u(B, z) \leq 1$ . It will turn out to be very useful to consider the distribution function  $P(u)$  of the random variable  $u = u(B, z)$ , namely,

$$P(u) = \left( \frac{1}{2\pi\sigma^2} \right)^{\frac{m^2+m}{2}} \int d^m B d^m z e^{-\frac{1}{2\sigma^2}(\text{tr } B^T B + z^T z)} \cdot \delta \left( u - \frac{1}{z^T (B^T B)^{-1} z + 1} \right). \quad (37)$$

Note from (36) that  $u(\lambda B, \lambda z) = u(B, z)$ . Thus, in fact,  $P(u)$  is independent of the (common) variance  $\sigma$  of the Gaussian variables  $B$  and  $z$ , and we might as well rewrite (37) as

$$P(u) = \left( \frac{\lambda}{\pi} \right)^{\frac{m^2+m}{2}} \int d^m B d^m z e^{-\lambda(\text{tr } B^T B + z^T z)} \cdot \delta \left( u - \frac{1}{z^T (B^T B)^{-1} z + 1} \right), \quad (38)$$

with  $\lambda > 0$  an arbitrary parameter.

Thus, if we could calculate  $P(u)$  explicitly, we would be able to express the j.p.d.  $f_1(\Delta_1, \dots, \Delta_{n-m})$  in (35) in terms of the one dimensional integral

$$f_1(\Delta_1, \dots, \Delta_{n-m}) = \left( \frac{1}{2\pi\sigma^2} \right)^{\frac{n-m}{2}} \int_0^\infty du P(u) u^{\frac{n-m}{2}} \exp \left[ -\frac{1}{2\sigma^2} \left( u \sum_{p=1}^{n-m} \Delta_p^2 \right) \right], \quad (39)$$

as can be seen by comparing (35) and (37).

In this paper we are interested mainly in the minimal  $\Delta$ . Thus, we need  $f_{\min 1}(\Delta)$ , the probability density of  $\Delta_{\min 1}$ . Due to the symmetry of  $f_1(\Delta_1, \dots, \Delta_{n-m})$ , which is explicit in (39), we can express  $f_{\min 1}(\Delta)$  simply as

$$f_{\min 1}(\Delta) = (n-m) \int_{\Delta}^{\infty} d\Delta_2 \dots d\Delta_{n-m} f_1(\Delta, \Delta_2, \dots, \Delta_{n-m}). \quad (40)$$

It will be more convenient to consider the complementary cumulative distribution (c.c.d.)

$$\mathcal{Q}(\Delta) = \mathcal{P}(\Delta_{\min 1} > \Delta) = \int_{\Delta}^{\infty} f_{\min 1}(u) du, \quad (41)$$

in terms of which

$$f_{\min 1}(\Delta) = -\frac{\partial}{\partial \Delta} \mathcal{Q}(\Delta). \quad (42)$$

The c.c.d.  $\mathcal{Q}(\Delta)$  may be expressed as a symmetric integral

$$\mathcal{Q}(\Delta) = \int_{\Delta}^{\infty} d\Delta_1 \dots d\Delta_{n-m} f_1(\Delta_1, \Delta_2, \dots, \Delta_{n-m}) \quad (43)$$

over the  $\Delta$ 's, and thus, it is computationally a more convenient object to consider than  $f_{min1}(\Delta)$ .

From (43) and (39) we obtain that

$$\mathcal{Q}(\Delta) = \left( \frac{1}{2\pi\sigma^2} \right)^{\frac{n-m}{2}} \int_0^\infty du P(u) \left( \sqrt{u} \int_\Delta^\infty dv e^{-\frac{1}{2\sigma^2} uv^2} \right)^{n-m}, \quad (44)$$

and from (44) one readily finds that

$$\mathcal{Q}(0) = \frac{1}{2^{n-m}}, \quad (45)$$

(as well as  $\mathcal{Q}(-\infty) = 1$ , by definition of  $\mathcal{Q}$ ).

Then, use of the integral representation

$$1 - \operatorname{erf}(x) = \operatorname{erfc}(x) = \frac{2}{\sqrt{\pi}} \int_x^\infty dv e^{-v^2}, \quad (x > 0) \quad (46)$$

and (45) leads (for  $\Delta > 0$ ) to

$$\mathcal{Q}(\Delta) = \mathcal{Q}(0) \int_0^\infty du P(u) \left( \operatorname{erfc} \left[ \Delta \sqrt{\frac{u}{2\sigma^2}} \right] \right)^{n-m}. \quad (47)$$

This expression is an *exact* integral representation of  $\mathcal{Q}(\Delta)$  (in terms of the yet undetermined probability distribution  $P(u)$ ).

In order to proceed, we have to determine  $P(u)$ . Determining  $P(u)$  for any pair of integers  $(n, m)$  in (38) in a closed form is a difficult task. However, since we are interested mainly in the asymptotic behavior of computation times, we will contend ourselves in analyzing the behavior of  $P(u)$  as  $n, m \rightarrow \infty$ , with

$$r \equiv m/n < 1 \quad (48)$$

held fixed.

We were able to determine the large  $n, m$  behavior of  $P(u)$  (and thus of  $f_1(\Delta_1, \Delta_2, \dots, \Delta_{n-m})$  and  $\mathcal{Q}(\Delta)$ ) using standard methods [23, 24] of random matrix theory [25].

This calculation is presented in detail in Appendix B. We show there (see Eq. (102)) that the leading asymptotic behavior of  $P(u)$  is

$$P(u) = \sqrt{\frac{m}{2\pi u}} e^{-\frac{mu}{2}}, \quad (49)$$

namely,  $\sqrt{u}$  is simply a Gaussian variable, with variance proportional to  $1/\sqrt{m}$ . Note that (49) is independent of the width  $\sigma$ , which is consistent with the remark preceding (38).

Substituting (49) in (39), we obtain, with the help of the integral representation

$$\Gamma(z) = \int_0^\infty t^{z-1} e^{-t} dt \quad (50)$$

of the  $\Gamma$  function, the large  $n, m$  behavior of the j.p.d.  $f_1(\Delta_1, \dots, \Delta_{n-m})$  as

$$f_1(\Delta_1, \dots, \Delta_{n-m}) = \sqrt{m\sigma} \Gamma\left(\frac{n-m+1}{2}\right) \left(\frac{1}{\pi} \frac{1}{m\sigma^2 + \sum_p \Delta_p^2}\right)^{\frac{n-m+1}{2}}. \quad (51)$$

Thus, the  $\Delta$ 's follow asymptotically a multi-dimensional Cauchy distribution. This is not surprising, in view of [26], where it is shown that if the entries of a matrix  $B$  and the components of a vector  $b$  are taken from a Gaussian distribution, then the j.p.d. of the components of  $B^{-1}b$  is a multidimensional Cauchy distribution. It can be checked that (51) is properly normalized to 1.

Similarly, by substituting (49) in (47), and changing the variable to  $y = \sqrt{mu/2}$ , we obtain the large  $n, m$  behavior of  $\mathcal{Q}(\Delta)$  as

$$\mathcal{Q}(\Delta) = \frac{2\mathcal{Q}(0)}{\sqrt{\pi}} \int_0^\infty dy e^{-y^2} \left( \operatorname{erfc} \left[ \Delta \frac{y}{\sqrt{m\sigma}} \right] \right)^{n-m}. \quad (52)$$

As a consistency check of our large  $n, m$  asymptotic expressions, we have verified, with the help of (50), that substituting (51) into (43) leads to (47), with  $P(u)$  there given by the asymptotic expression (49).

We are interested in the scaling behavior of  $\mathcal{Q}(\Delta)$  in (52) in the limit  $n, m \rightarrow \infty$ . In this large  $n, m$  limit, the factor  $\left( \operatorname{erfc} \left[ \Delta \frac{y}{\sqrt{m\sigma}} \right] \right)^{n-m}$  in (52) decays rapidly to zero. Thus, the integral in (52) will be appreciably different from zero only in a small region around  $\Delta = 0$ , where the erfc function is very close to 1. More precisely, using  $\operatorname{erfc} x = 1 - \frac{2x}{\sqrt{\pi}} + \mathcal{O}(x^2)$ , we may expand the erfc term in (52) as

$$\left( \operatorname{erfc} \left[ \Delta \frac{y}{\sqrt{m\sigma}} \right] \right)^{n-m} = \left( 1 - \frac{2y\Delta}{\sqrt{\pi m\sigma^2}} + \dots \right)^{n-m} \quad (53)$$

(due to the Gaussian damping factor in (52), this expansion is uniform in  $y$ ). Thus, we see that  $\mathcal{Q}(\Delta)/\mathcal{Q}(0)$  will be appreciably different from zero only for values of  $\Delta/\sigma$  of the order up to  $1/\sqrt{m}$ , for which (53) exponentiates into a quantity of  $\mathcal{O}(1)$ , and thus

$$\mathcal{Q}(\Delta) \simeq \frac{2\mathcal{Q}(0)}{\sqrt{\pi}} \int_0^\infty dy e^{-y^2} \exp \left( -\frac{2}{\sqrt{\pi}} \left( \frac{n}{m} - 1 \right) y\delta \right), \quad (54)$$

where

$$\delta = \frac{\sqrt{m}\Delta}{\sigma} \quad (55)$$

is  $\mathcal{O}(m^0)$ . Note that  $m/n$  is kept finite and fixed. The integral in (54) can be done, and thus we arrive at the explicit scaling behavior of the c.c.d.

$$\mathcal{Q}(\Delta) = \mathcal{Q}(0) e^{x_\Delta^2} \operatorname{erfc}(x_\Delta), \quad (56)$$

where

$$x_\Delta = \eta_\Delta(n, m)\Delta, \quad (57)$$

with

$$\eta_{\Delta}(n, m) = \frac{1}{\sqrt{\pi}} \left( \frac{n}{m} - 1 \right) \frac{\sqrt{m}}{\sigma}. \quad (58)$$

The c.c.d.  $\mathcal{Q}(\Delta)$  depends, in principle, on all the three variables  $n, m$  and  $\Delta$ . The result (56) demonstrates, that in the limit  $(n, m) \rightarrow \infty$  (with  $r = m/n$  held finite and fixed),  $\mathcal{Q}(\Delta)$  is a function only of *one scaling variable*: the  $x_{\Delta}$  defined in (57).

We have compared (56) and (57) against results of numerical simulations, for various values of  $n/m$ . The results are shown in Figures 2 and 3 in Section 6.

From (56) and (57), we can obtain the probability density  $f_{\min 1}(\Delta)$  of  $\Delta_{\min 1}$ , using (42). In particular, we find

$$f_{\min 1}(0) = \frac{2\sqrt{m}}{\pi\sigma} \left( \frac{n}{m} - 1 \right) \mathcal{Q}(0), \quad (59)$$

which coincides with the expression one obtains for  $f_{\min 1}(0)$  by directly substituting the large  $(n, m)$  expression (52) into (42), without first going to the scaling regime  $\Delta \sim 1/\sqrt{m}$ , where (56) holds.

## 5 Scaling functions

In Section 4 we found that in the asymptotic limit of large  $n$  and  $m$ , with the ratio  $r = m/n$  fixed, the c.c.d.  $\mathcal{Q}$  of (56) depends only on the scaling variable (57). It was calculated for a fixed partition of  $A$  into  $(B, N)$ . It is related to the probability  $\mathcal{P}(\Delta_{\min} > \Delta | \Delta_{\min} > 0)$ , by lemma 3.2 and by (27). Note that  $\mathcal{P}(\Delta_{\min 1} > 0) = \mathcal{Q}(0) = 1/2^{n-m}$  ((27) and (45)), therefore for large  $(n, m)$ ,

$$\mathcal{P}(\Delta_{\min} > \Delta | \Delta_{\min} > 0) = e^{x_{\Delta}^2} \operatorname{erfc}(x_{\Delta}). \quad (60)$$

Consequently in this limit the probability  $\mathcal{P}(\Delta_{\min} < \Delta | \Delta_{\min} > 0) \equiv \mathcal{F}^{(n, m)}(\Delta)$  is of the scaling form

$$\mathcal{F}^{(n, m)}(\Delta) = 1 - e^{x_{\Delta}^2} \operatorname{erfc}(x_{\Delta}) \equiv \mathcal{F}(x_{\Delta}). \quad (61)$$

Such a scaling form is very useful and informative, as we will demonstrate in what follows. The scaling function  $\mathcal{F}$  contains *all* asymptotic information on  $\Delta$ . In particular, one can extract the problem size dependence of  $f_{\min}^{(m)}(0 | \Delta_{\min} > 0)$  which is required for obtaining a high probability bound using lemma 3.3. We use the scaling form, equation (61), leading to,

$$f_{\min}^{(m)}(0 | \Delta_{\min} > 0) = \frac{d\mathcal{F}^{(n, m)}(\Delta)}{d\Delta} \Big|_{\Delta=0} = \eta_{\Delta}(n, m) \frac{\mathcal{F}(x_{\Delta})}{dx_{\Delta}} \Big|_{x_{\Delta}=0}. \quad (62)$$

This is just  $f_{\min 1}(0)/\mathcal{Q}(0)$ . With the help of lemma 3.3, leading to (31) and our finding that  $\eta(n, m) \sim \sqrt{m}$ , we conclude that with high probability

$$1/\Delta_{\min} = \mathcal{O}(\sqrt{m}). \quad (63)$$

Again, we note that bounds obtained in this way are tight, since they are based on the actual distribution of the data.

The next observation is that the distribution  $\mathcal{F}(x_\Delta)$  is very wide. For large  $x_\Delta$  it behaves as  $1 - \frac{1}{\sqrt{\pi x_\Delta}}$ , as is clear from the asymptotic behavior of the erfc function. Therefore it does not have a mean. Since at  $x_\Delta = 0$  the slope  $d\mathcal{F}/dx_\Delta|_{x_\Delta=0}$  does not vanish also  $1/x_\Delta$  does not have a mean.

We would like to derive scaling functions like (61) also for the barrier  $\beta_{max}$ , that is the maximum of the  $\beta_i$  defined by (10) and for the computation time  $T$  defined by (13). The analytic derivation of such scaling functions is difficult and therefore left for further studies. Their existence is verified numerically in the next section. In particular for fixed  $r = m/n$ , we found that

$$\mathcal{P}\left(\frac{1}{\beta_{max}} < \frac{1}{\beta}\right) \equiv \mathcal{F}_{1/\beta_{max}}^{(n,m)}\left(\frac{1}{\beta}\right) = \mathcal{F}_{1/\beta_{max}}(x_\beta) \quad (64)$$

and

$$\mathcal{P}\left(\frac{1}{T} < \frac{1}{t}\right) \equiv \mathcal{F}_{1/T}^{(n,m)}\left(\frac{1}{t}\right) = \mathcal{F}_{1/T}(x_T), \quad (65)$$

where  $\beta_{max}$  and  $T$  are the maximal barrier and computation time. The scaling variables are

$$x_\beta = \eta_\beta(n, m) \frac{1}{\beta} \quad (66)$$

and

$$x_T = \eta_T(n, m) \frac{1}{t}. \quad (67)$$

The asymptotic behavior of the scaling variables was determined numerically to be

$$\eta_\beta(n, m) \sim m \quad (68)$$

and

$$\eta_T(n, m) \sim m \log m. \quad (69)$$

This was found for constant  $r$ . The precise  $r$  dependence could not be determined numerically. The resulting high probability behavior for the barrier and computation time is therefore:

$$\beta_{max} = \mathcal{O}(m), \quad T = \mathcal{O}(m \log m) \quad (70)$$

In the calculation of the distribution of computation times it was assumed that these are dominated by the barriers rather than by  $|\log \epsilon|$  in (13). The reason is that because of the monotonic growth of  $c^T x$ , given by (2), under the flow, it does not change much after the  $x_i$  with  $i = 1, 2, \dots, n - m$  become small. Because of the linearity of  $c^T x$  in  $x$ , the required  $\epsilon$  should not be exponentially small in the problem size.

## 6 Numerical simulations

In this section the results of numerical simulations for the distributions of LP problems are presented. For this purpose we generated full LP instances  $(A, b, c)$  with the distribution (15). For each instance the LP problem was solved using the linear programming solver of the IMSL C library. Only instances with a bounded optimal solution were kept, and  $\Delta_{min}$  was computed relative to the optimal partition and optimality was verified by checking that

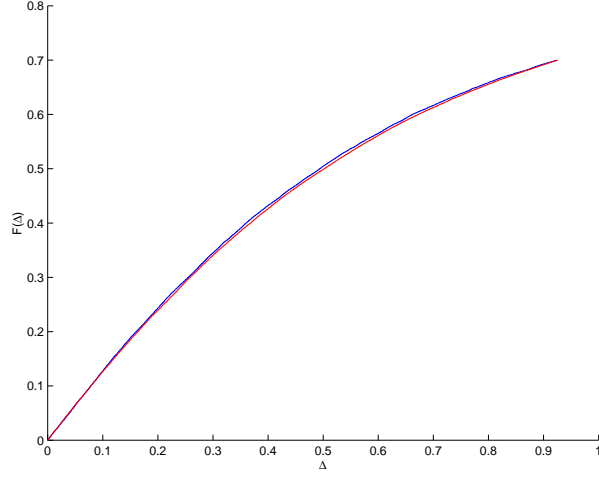


Figure 1: Comparison of  $\mathcal{P}(\Delta_{min1} < \Delta | \Delta_{min1} > 0)$  and  $\mathcal{P}(\Delta_{min} < \Delta | \Delta_{min} > 0)$  for  $m = 2, n = 4$ .

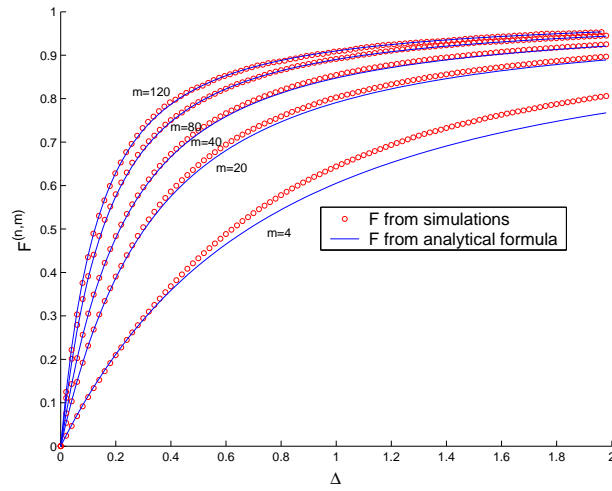


Figure 2:  $\mathcal{F}^{(n,m)}(\Delta)$  for  $m = 4, 20, 40, 80, 120, n = 2m$ . The number of instances was  $10^5, 10^5, 40000, 15000, 5800$  respectively. There is very good agreement with the analytical results, improving as  $m$  increases.

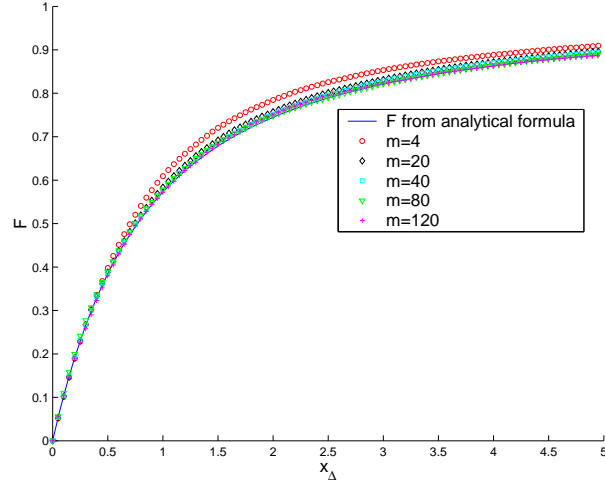


Figure 3:  $\mathcal{F}(x_\Delta)$  is plotted against the variable  $x_\Delta$ , for the same data as Figure 2.

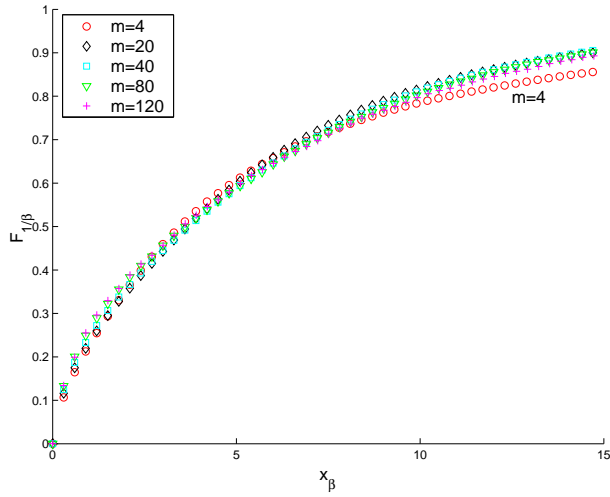


Figure 4:  $\mathcal{F}_{1/\beta_{\max}}(x_\beta)$  as a function of the variable  $x_\beta = m/\beta_{\max}$  for the same instances as Figure 2.



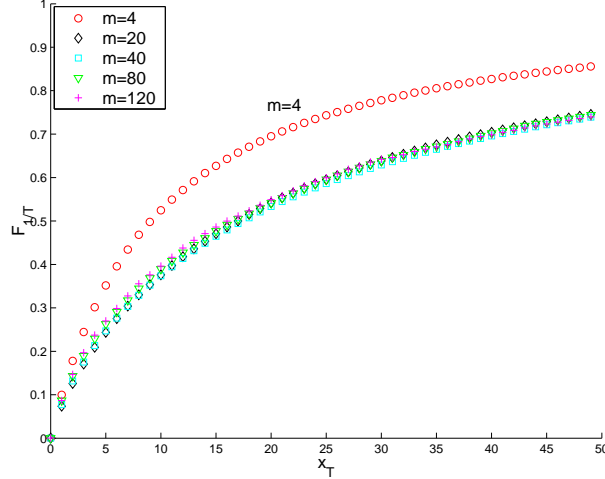


Figure 5:  $\mathcal{F}_{1/T}(x_T)$  as a function of the variable  $x_T = m \log m / T$  for the same instances as Figure 2.

$\Delta_{\min} > 0$ . Using the sampled instances we obtain an estimate of  $\mathcal{F}^{(n,m)}(\Delta) = \mathcal{P}(\Delta_{\min} < \Delta | \Delta_{\min} > 0)$ , and of the corresponding cumulative distribution functions of the barrier  $\beta_{\max}$  and the computation time.

As a consistency verification of the calculations we compared  $\mathcal{P}(\Delta_{\min} < \Delta | \Delta_{\min} > 0)$ , to  $\mathcal{P}(\Delta_{\min 1} < \Delta | \Delta_{\min 1} > 0)$  that was directly estimated from the distribution of matrices. For this purpose we generated a sample of  $A$  and  $c$  according to the probability distributions (16,18) with  $\sigma = 1$  and computed for each instance the value of  $\Delta_{\min 1}$  (the minimum over  $\Delta_i$ ) for a fixed partition of  $A$  into  $(N, B)$ . We kept only the positive values (note that the definition of  $\Delta_{\min 1}$  does not require  $b$ ). The two distributions are compared in Figure 1, with excellent agreement.

Note that estimation of  $\mathcal{P}(\Delta_{\min 1} < \Delta | \Delta_{\min 1} > 0)$  by sampling from a fixed partition is infeasible for large  $m$  and  $n$ , since for any partition of  $A$  the probability that  $\Delta_{\min 1}$  is positive is  $2^{-(n-m)}$  (equation (27)). Therefore the equivalence between the probability distributions of  $\Delta_{\min}$  and  $\Delta_{\min 1}$  cannot be exploited for producing numerical estimates of the probability distribution of  $\Delta_{\min}$ . Thus we proceed by generating full LP instances, and solving the LP problem as described above.

The problem size dependence was explored while keeping the ratio  $n/m$  fixed or while keeping  $m$  fixed and varying  $n$ . In Figure 2 we plot the numerical estimates of  $\mathcal{F}^{(n,m)}(\Delta)$  for varying problem sizes with  $n/m = 2$  and compare it with the analytical result, Equation (61). The agreement with the analytical result improves as  $m$  is increased, since it is an asymptotic result. The simulations show that the asymptotic result holds well even for  $m = 20$ . As in the analytical result, in the large  $m$  limit we observe that  $\mathcal{F}^{(n,m)}(\Delta)$  is not a general function of  $n$ ,  $m$  and  $\Delta$ , but a scaling function of the form  $\mathcal{F}^{(n,m)}(\Delta) = \mathcal{F}(x_\Delta)$  as predicted theoretically in Section 5 (see (61) there). The scaling variable  $x_\Delta(m)$  is given by (57). Indeed, Figure 3 demonstrates that  $\mathcal{F}^{(n,m)}$  has this form as predicted by Equation (61) with the scaling variable  $x_\Delta$ .

For the cumulative distribution functions of the barrier  $\beta_{\max}$  and of the computation

time  $T$  we do not have analytical formulas. These distribution functions are denoted by  $\mathcal{F}_{1/\beta_{\max}}^{(n,m)}$  and  $\mathcal{F}_{1/T}^{(n,m)}$  respectively. Their behavior near zero enables to obtain high probability bounds on  $\beta_{\max}$  and  $T$ , since for this purpose we need to bound the tails of their distributions, or alternatively, estimate the density of  $1/\beta_{\max}$  and  $1/T$  at 0. In the numerical estimate of the barrier we collected only positive values, since only these contribute to prolonging the computation time. From Figure 4 we find that  $\mathcal{F}_{1/\beta_{\max}}^{(n,m)}$  is indeed a scaling function of the form (64) with the scaling variable  $x_\beta$  of (66). The behavior of the computation time is extracted from Figure 5. The cumulative function  $\mathcal{F}_{1/T}^{(n,m)}$  is found to be a scaling function of the form (65) with the scaling variable  $x_T$  of (67). The scaling variables  $x_\beta$  and  $x_T$  were found numerically by the requirement that in the asymptotic limit the cumulative distribution  $\mathcal{F}$  approaches a scaling form. Such a fitting is possible only if a scaling form exists. We were unable to determine the dependence of the scaling variables  $x_\beta$  and  $x_T$  on  $n/m$ .

## 7 Summary and discussion

In this paper we computed the problem size dependence of the distributions of parameters that govern the convergence of a differential equation (Eq.(5)) that solves the linear programming problem [6]. To the best of our knowledge, this is the first time such distributions are computed. In particular, knowledge of the distribution functions enables to obtain the high probability behavior (for example (63)) and (70)), and the moments (if these exist).

The main result of the present work is that the distribution functions of the convergence rate,  $\Delta_{\min}$ , the barrier  $\beta_{\max}$  and the computation time  $T$  are scaling functions; i.e., in the asymptotic limit of large  $(n, m)$ , each depends on the problem size only through a scaling variable. These functions are presented in section 5.

The distribution function of  $\Delta_{\min}$  was calculated analytically, and the result was verified numerically. It turns out to be a very simple function (see (61)). The distributions of  $\beta_{\max}$  and of  $T$  could be calculated only numerically.

The Faybusovich flow [6] that is studied in the present work, is defined by a system of differential equations, and it can be considered as an example of the analysis of convergence to fixed points for differential equations. One should note, however, that the present system has a formal solution (8), and therefore it is not typical.

If we require knowledge of the attractive fixed points with arbitrarily high precision (i.e.,  $\epsilon$  of (11) and (13) can be made arbitrarily small), the convergence time to an  $\epsilon$ -vicinity of the fixed point is dominated by the convergence rate  $\Delta_{\min}$ . The barrier, that describes the state space “landscape” on the way to fixed points, is irrelevant in this case. Thus, in this limit, the complexity is determined by (63). This point of view is taken in [12].

However, for the solution of some problems (like the one studied in the present work), such high precision is usually not required, and also the non-asymptotic behavior (in  $\epsilon$ ) of the vector field, as represented by the barrier, has an important contribution to the complexity of computing the fixed point.

For computational models defined on the real numbers, worst case behavior can be ill defined and lead to infinite computation times, in particular for interior point methods for linear programming [13]. Therefore, we compute the distribution of computation times for a probabilistic model of linear programming instances rather than an upper bound. Such

probabilistic models can be useful in giving a general picture also for traditional discrete problem solving, where the continuum theory can be viewed as an approximation.

The scaling functions obtained here provide *all* the relevant information about the distribution in the large  $(n, m)$  limit. Such functions, even if known only numerically, can be useful for the understanding of the behavior for large values of  $(n, m)$  that are beyond the limits of numerical simulations. A question of fundamental importance is how general is the existence of scaling distributions. Their existence would be analogous to the central limit theorem [29] and to scaling in critical phenomena [30] and in Anderson localization [31, 32].

A specific challenging problem still left unsolved in the present work is the analytical calculation of the distributions of  $1/\beta_{max}$  and of  $1/T$ . This will be attempted in the near future.

## A The Faybusovich vector field

In the following we consider the inner product  $\langle \xi, \eta \rangle_{X^{-1}} = \xi^T X^{-1} \eta$ . This inner product is defined on the positive orthant  $\mathbb{R}_+^n = \{x \in \mathbb{R}^n : x_i > 0, i = 1, \dots, n\}$ , where it defines a Riemannian metric. In the following we denote by  $a^i$ ,  $i = 1, \dots, m$  the rows of  $A$ . The Faybusovich vector field is the gradient of  $h$  relative to this metric projected to the constraint set [6]. It can be expressed as:

$$\text{grad } h = Xc - \sum_{i=1}^m \zeta_i(x) Xa^i, \quad (71)$$

where  $\zeta_1(x), \dots, \zeta_m(x)$  make the gradient perpendicular to the constraint vectors, i.e.  $A \text{ grad } h = 0$ , so that  $Ax = b$  is maintained by the dynamics. The resulting flow is

$$\frac{dx}{dt} = F(x) = \text{grad } h \quad (72)$$

Consider the functions

$$\Psi_i(x) = \log(x_i) + \sum_{j=1}^m \alpha_{ji} \log(x_{j+n-m}) \quad i = 1 \dots n - m. \quad (73)$$

The  $\Psi_i$  are defined such that their equations of motion are easily integrated. This gives  $n - m$  equations which correspond to the  $n - m$  independent variables of the LP problem. To compute the time derivative of  $\Psi_i$  we first find:

$$\nabla \Psi_i = \frac{1}{x_i} e^i + \sum_{j=1}^m \frac{\alpha_{ij}}{x_{j+n-m}} e^{j+n-m}, \quad (74)$$

and note that the vectors  $\mu^i$  defined in equation (6) have the following property:

$$\langle \mu^i, a^j \rangle = 0, \quad i = 1, \dots, n - m, \quad j = 1, \dots, m$$

Therefore:

$$\begin{aligned}
\dot{\Psi}_i(x) &= \langle \nabla \Psi_i(x), \dot{x} \rangle = \langle \nabla \Psi_i(x), \text{grad } h \rangle \\
&= \langle \mu^i, c - \sum_{j=1}^m \zeta_j(x) a^j \rangle \\
&= \langle \mu^i, c \rangle \equiv -\Delta_i
\end{aligned} \tag{75}$$

This equation is integrated to yield:

$$x_i(t) = x_i(0) \exp \left( -\Delta_i t - \sum_{j=1}^m \alpha_{ij} \log \frac{x_{j+n-m}(t)}{x_{j+n-m}(0)} \right). \tag{76}$$

## B The probability distribution $P(u)$

In this Appendix we study the probability distribution function

$$P(u) = \left( \frac{\lambda}{\pi} \right)^{\frac{m^2+m}{2}} \int d^m z e^{-\lambda (\text{tr } B^T B + z^T z)} \cdot \delta \left( u - \frac{1}{z^T (B^T B)^{-1} z + 1} \right),$$

defined in (37) and (38) and calculate it in detail explicitly, in the large  $n, m$  limit.

We will reconstruct  $P(u)$  from its moments. The  $N$ -th moment

$$\begin{aligned}
k_N &= \int_0^\infty du P(u) u^N \\
&= \left( \frac{\lambda}{\pi} \right)^{\frac{m^2+m}{2}} \int d^m z e^{-\lambda (\text{tr } B^T B + z^T z)} \left( \frac{1}{z^T (B^T B)^{-1} z + 1} \right)^N
\end{aligned} \tag{77}$$

of  $P(u)$  may be conveniently represented as

$$\begin{aligned}
k_N &= \left( \frac{\lambda}{\pi} \right)^{\frac{m^2+m}{2}} \frac{1}{\Gamma(N)} \int_0^\infty t^{N-1} e^{-t} dt \int d^m z e^{-\lambda \text{tr } B^T B} \int d^m z e^{-z^T (\lambda + \frac{t}{B^T B}) z} \\
&= \left( \frac{\lambda}{\pi} \right)^{\frac{m^2}{2}} \frac{1}{\Gamma(N)} \int_0^\infty t^{N-1} e^{-t} dt \int d^m z B \frac{e^{-\lambda \text{tr } B^T B}}{\sqrt{\det \left( \mathbf{1} + \frac{t/\lambda}{B^T B} \right)}},
\end{aligned} \tag{78}$$

where in the last step we have performed Gaussian integration over  $z$ .

Recall that  $P(u)$  is independent of the arbitrary parameter  $\lambda$  (see the remark preceding (38)). Thus, its  $N$ -th moment  $k_N$  must also be independent of  $\lambda$ , which is manifest in (78). Therefore, with no loss of generality, and for later convenience, we will henceforth set  $\lambda = m$  (since we have in mind taking the large  $m$  limit). Thus,

$$\begin{aligned}
k_N &= \left( \frac{m}{\pi} \right)^{\frac{m^2}{2}} \frac{1}{\Gamma(N)} \int_0^\infty t^{N-1} e^{-t} dt \int d^m z B \frac{e^{-m \text{tr } B^T B}}{\sqrt{\det \left( \mathbf{1} + \frac{t/m}{B^T B} \right)}} \\
&= \frac{1}{\Gamma(N)} \int_0^\infty t^{N-1} e^{-t} \psi \left( \frac{t}{m} \right) dt,
\end{aligned} \tag{79}$$

where we have introduced the function

$$\psi(y) = \left(\frac{m}{\pi}\right)^{\frac{m^2}{2}} \int d^m B \frac{e^{-\text{mtr } B^T B}}{\sqrt{\det\left(\mathbf{1} + \frac{y}{B^T B}\right)}}. \quad (80)$$

Note that

$$\psi(0) = 1. \quad (81)$$

The function  $\psi(y)$  is well-defined for  $y \geq 0$ , where it clearly decreases monotonically

$$\psi'(y) < 0. \quad (82)$$

We would like now to integrate over the rotational degrees of freedom in  $dB$ . Any real  $m \times m$  matrix  $B$  may be decomposed as [24, 25]

$$B = \mathcal{O}_1^T \Omega \mathcal{O}_2 \quad (83)$$

where  $\mathcal{O}_{1,2} \in \mathcal{O}(m)$ , the group of  $m \times m$  orthogonal matrices, and  $\Omega = \text{Diag}(\omega_1, \dots, \omega_m)$ , where  $\omega_1, \dots, \omega_m$  are the singular values of  $B$ . To make this decomposition unique we take all  $\omega_i \geq 0$  and restrict, say,  $\mathcal{O}_1 \in \mathcal{SO}(m)$  and  $\mathcal{O}_2$  to the coset  $\mathcal{O}(m)/\mathbb{Z}_2^m$ .

Under this decomposition we may write the measure  $dB$  as [24, 25]

$$dB = d\mu(\mathcal{O}_1) d\mu'(\mathcal{O}_2) \prod_{i < j} |\omega_i^2 - \omega_j^2| d^m \omega, \quad (84)$$

where  $d\mu(\mathcal{O}_1)$  and  $d\mu'(\mathcal{O}_2)$  are Haar measures of the appropriate group manifold and coset. Thus,  $dB$  is manifestly invariant under actions of the orthogonal group  $\mathcal{O}(m)$

$$dB = d(B\mathcal{O}) = d(\mathcal{O}'B), \quad \mathcal{O}, \mathcal{O}' \in \mathcal{O}(m), \quad (85)$$

as should have been expected to begin with.

The integrand in (80) depends on  $B$  only through the combination  $B^T B = \mathcal{O}_2^T \Omega^2 \mathcal{O}_2$ . Thus, the integrations over  $\mathcal{O}_1$  and  $\mathcal{O}_2$  in (80) factor out trivially. For convenience, we extend integration over the  $\omega_i$  to the whole real axis, and compensate for this extension by a factor  $2^{-m}$ . Thus, we end up with

$$\psi(y) = \frac{\mathcal{V}}{2^m} \left(\frac{m}{\pi}\right)^{\frac{m^2}{2}} \int_{-\infty}^{\infty} \frac{\prod_{i < j} |\omega_i^2 - \omega_j^2| d^m \omega}{\sqrt{\det\left(\mathbf{1} + \frac{y}{\Omega^2}\right)}} e^{-\text{mtr } \Omega^2}, \quad (86)$$

where

$$\mathcal{V} = \int_{SO(m)} d\mu(\mathcal{O}_1) \int_{\text{coset}} d\mu'(\mathcal{O}_2) \quad (87)$$

is the product of volumes of the relevant manifolds, which we do not write explicitly, since we already know that  $\psi(0) = 1$ . (In fact, we can use  $\psi(0) = 1$  to evaluate  $\mathcal{V}$  from (86).)

Note that in deriving (86) we have made no approximations. Up to this point, all our considerations in this appendix were exact. We are interested in the large  $n, m$  asymptotic behavior<sup>1</sup> of  $P(u)$  and of its moments. Thus, we will now evaluate the large  $m$  behavior of

---

<sup>1</sup>Recall that  $m$  and  $n$  tend to infinity with the ratio (48),  $r = m/n$ , kept finite.

$\psi(y)$  (which is why we have chosen  $\lambda = m$  in (79)). This asymptotic behavior is determined by the saddle point dominating the integral over the  $m$  singular values  $\omega_i$  in (86) as  $m \rightarrow \infty$ .

To obtain this asymptotic behavior we rewrite the integrand in (86) as

$$\frac{e^{-S}}{\sqrt{\det\left(\mathbf{1} + \frac{y}{\Omega^2}\right)}},$$

where

$$S = m \sum_{i=1}^m \omega_i^2 - \frac{1}{2} \sum_{i < j} \log(\omega_i^2 - \omega_j^2)^2. \quad (88)$$

In physical terms,  $S$  is the energy (or the action) of the so-called ‘‘Dyson gas’’ of eigenvalues, familiar from the theory of random matrices.

We look for a saddle point of the integral in (86) in which all the  $\omega_i$  are of  $\mathcal{O}(1)$ . In such a case,  $S$  in (88) is of  $\mathcal{O}(m^2)$ , and thus  $e^{-S}$  overwhelms the factor

$$\frac{1}{\sqrt{\det\left(\mathbf{1} + \frac{y}{\Omega^2}\right)}} = e^{-\frac{m}{2}I(y)},$$

where

$$I(y) = \frac{1}{m} \sum_{i=1}^m \log\left(1 + \frac{y}{\omega_i^2}\right) \quad (89)$$

is a quantity of  $\mathcal{O}(m^0)$ . For later use, note that

$$I(0) = 0. \quad (90)$$

Thus, to leading order in  $1/m$ ,  $\psi(y)$  is dominated by the well defined and stable saddle point of  $S$ , which is indeed the case.

Simple arguments pertaining to the physics of the Dyson gas make it clear that the saddle point is stable: The ‘‘confining potential’’ term  $\sum_i \omega_i^2$  in (88) wants to condense all the  $\omega_i$  at zero, while the ‘‘Coulomb repulsion’’ term  $-\sum_{i < j} \log(\omega_i^2 - \omega_j^2)^2$  wants to keep the  $|\omega_i|$  apart. Equilibrium must be reached as a compromise, and it must be stable, since the quadratic confining potential would eventually dominate the logarithmic repulsive interaction for  $\omega_i$  large enough. The saddle point equations

$$\frac{\partial S}{\partial \omega_i} = 2\omega_i \left[ m - \sum_{j \neq i} \frac{1}{\omega_i^2 - \omega_j^2} \right] = 0, \quad (91)$$

are simply the equilibrium conditions between repulsive and attractive interactions, and thus determines the distribution of the  $|\omega_i|$ .

We will solve (91) (using standard techniques of random matrix theory), and thus will determine the equilibrium configuration of the molecules of the Dyson gas in the next appendix, where we show that the  $m$  singular values  $\omega_i$  condense (non uniformly) into the finite segment (see Eq. (118))

$$0 \leq \omega_i^2 \leq 2$$

(and thus with mean spacing of the order of  $1/m$ ).

To summarize, in the large  $m$  limit,  $\psi(y)$  is determined by the saddle point of the energy  $S$  (88) of the Dyson gas. Thus for large  $m$ , according to (86), (88) and (89),

$$\psi(y) \simeq \frac{\mathcal{V}}{2^m} \left( \frac{m}{\pi} \right)^{\frac{m^2}{2}} \exp - \left( S_* + \frac{m}{2} I_*(y) \right),$$

where  $S_*$  is the extremal value of (88), and  $I_*(y)$  is (89) evaluated at that equilibrium configuration of the Dyson gas, namely,

$$I_*(y) = \frac{1}{m} \sum_{i=1}^m \log \left( 1 + \frac{y}{\omega_{i*}^2} \right). \quad (92)$$

The actual value of  $S_*$  (a number of  $\mathcal{O}(m^2)$ ) is of no special interest to us here, since from (81) and (90) we immediately deduce that in the large  $m$  limit

$$\psi(y) \simeq e^{-\frac{m}{2} I_*(y)}. \quad (93)$$

Substituting (93) back into (79) we thus obtain the large  $(n, m)$  behavior of  $k_N$  as

$$k_N \simeq \frac{1}{\Gamma(N)} \int_0^\infty t^{N-1} e^{-t - \frac{m}{2} I_*(\frac{t}{m})} dt. \quad (94)$$

The function  $I_*(y)$  is evaluated in the next Appendix, and is given in Eq. (123),

$$I_*(y) = -y + \sqrt{y^2 + 2y} + \log \left( y + 1 + \sqrt{y^2 + 2y} \right),$$

which we repeated here for convenience.

The dominant contribution to the integral in (94) comes from values of  $t \ll m$ , since the function

$$\phi(t) = t + \frac{m}{2} I_* \left( \frac{t}{m} \right), \quad (95)$$

which appears in the exponent in (94) is monotonously increasing, as can be seen from (122). Thus, in this range of the variable  $t$ , using (124), we have

$$\phi(t) = t + \frac{m}{2} I_* \left( \frac{t}{m} \right) = 2\sqrt{2mt} + \frac{t}{2} + \mathcal{O} \left( \frac{1}{\sqrt{m}} \right). \quad (96)$$

Note that the term  $t/2$  in (96) is beyond the accuracy of our approximation for  $I_*$ . The reason is that in (119) we used the continuum approximation to the density of singular values, which introduced errors of the orders of  $1/m$ . Fortunately, this term is not required. The leading order term in the exponential (96) of (94) is just  $\sqrt{2mt}$ . Consequently, in the leading order (94) reduces to

$$\begin{aligned} k_N &\equiv \int_0^\infty du P(u) u^N \simeq \frac{1}{\Gamma(N)} \int_0^\infty t^{N-1} e^{-\sqrt{2mt}} dt \\ &= \frac{2\Gamma(2N)}{(2m)^N \Gamma(N)} = \frac{(2N-1)!!}{m^N}. \end{aligned} \quad (97)$$

The moments (97) satisfy Carleman's criterion [27, 28]

$$\sum_{N=1}^{\infty} k_N^{-1/2N} = \infty, \quad (98)$$

which is sufficient to guarantee that these moments define a unique distribution  $P(u)$ .

Had we kept in (97) the  $\mathcal{O}(m^0)$  piece of (96), i.e., the term  $t/2$ , it would have produced a correction factor to (97) of the form  $1 + \mathcal{O}(N^2/m)$ . To see this, consider the integral

$$\begin{aligned} \frac{1}{\Gamma(N)} \int_0^{\infty} t^{N-1} e^{-\sqrt{2mt}-t/2} dt &= \frac{2}{(2m)^N \Gamma(N)} \int_0^{\infty} y^{2N-1} e^{-y-y^2/4m} dy \\ &\simeq \frac{2}{(2m)^N \Gamma(N)} \int_0^{\infty} y^{2N-1} e^{-y} \left(1 - y^2/4m + \dots\right) dy. \end{aligned}$$

Thus, we can safely trust (97) for moments of order  $N \ll \sqrt{m}$ .

The expression in (97) is readily recognized as the  $2N$ -th moment of a Gaussian distribution defined on the positive half-line. Indeed, the moments of the Gaussian distribution

$$g(x; \mu) = \frac{2\mu}{\sqrt{\pi}} e^{-\mu^2 x^2}, \quad x \geq 0 \quad (99)$$

are

$$\langle x^k \rangle = \frac{\Gamma\left(\frac{k+1}{2}\right)}{\sqrt{\pi} \mu^k}. \quad (100)$$

In particular, the even moments of (99) are

$$\langle x^{2N} \rangle = \frac{\Gamma\left(N + \frac{1}{2}\right)}{\sqrt{\pi} \mu^{2N}} = \frac{(2N-1)!!}{(2\mu^2)^N}, \quad (101)$$

which coincide with (97) for  $2\mu^2 = m$ . These are the moments of  $u = x^2$  for the distribution  $P(u)$  satisfying  $P(u) du = g(x; \sqrt{m/2}) dx$ , as can be seen comparing (97) and (101).

Thus, we conclude that the leading asymptotic behavior of  $P(u)$  as  $m$  tends to infinity is

$$P(u) = \sqrt{\frac{m}{2\pi u}} e^{-\frac{mu}{2}}, \quad (102)$$

the result quoted in (49).

As an additional check of this simple determination of  $P(u)$  from (97), we now sketch how to derive it more formally from the function

$$G(z) = \int_0^{\infty} \frac{P(u) du}{z - u}, \quad (103)$$

known sometimes as the Stieltjes transform of  $P(u)$  [27].  $G(z)$  is analytic in the complex  $z$ -plane, cut along the support of  $P(u)$  on the real axis. We can then determine  $P(u)$  from (103), once we have an explicit expression for  $G(z)$ , using the identity

$$P(u) = \frac{1}{\pi} \operatorname{Im} G(u - i\epsilon). \quad (104)$$



For  $z$  large and off the real axis, and if all the moments of  $P(u)$  exist, we can formally expand  $G(z)$  in inverse powers of  $z$ . Thus,

$$G(z) = \sum_{N=0}^{\infty} \int_0^{\infty} \frac{P(u)u^N du}{z^{N+1}} = \sum_{N=0}^{\infty} \frac{k_N}{z^{N+1}}. \quad (105)$$

For the  $k_N$ 's given by (97), the series (105) diverges. However, it is Borel summable [27]. Borel resummation of (97), making use of

$$\frac{1}{\sqrt{1-x}} = 1 + \sum_{N=1}^{\infty} \frac{(2N-1)!!}{N!} \left(\frac{x}{2}\right)^N,$$

yields

$$G(z) = \frac{1}{z} \int_0^{\infty} \frac{e^{-t} dt}{\sqrt{1 - \frac{2t}{mz}}}. \quad (106)$$

Thus,

$$\frac{1}{\pi} \operatorname{Im} G(u - i\epsilon) = \frac{1}{\pi u} \int_{\frac{mu}{2}}^{\infty} \frac{e^{-t} dt}{\sqrt{\frac{2t}{mu} - 1}} = \sqrt{\frac{m}{2\pi u}} e^{-\frac{mu}{2}}, \quad (107)$$

which coincides with (102).

## C The saddle point distribution of the $\omega_i$

We present in this Appendix the solution of the equilibrium condition (91) of the Dyson gas of singular values

$$\frac{\partial S}{\partial \omega_i^2} = m - \sum_{j \neq i} \frac{1}{\omega_i^2 - \omega_j^2} = 0 \quad (108)$$

(which we repeated here for convenience), and then use it to calculate  $I_*(y)$ , defined in (92). We follow standard methods [23, 24] of random matrix theory [25]. Let

$$s_i = \omega_i^2, \quad (109)$$

and also define

$$F(w) = \frac{1}{m} \sum_{i=1}^m \left\langle \frac{1}{w - s_i} \right\rangle = \frac{1}{m} \langle \text{tr} \frac{1}{w - B^T B} \rangle, \quad (110)$$

where  $w$  is a complex variable. Here the angular brackets denote averaging with respect to the  $B$  sector of (16). By definition,  $F(w)$  behaves asymptotically as

$$F(w) \xrightarrow{w \rightarrow \infty} \frac{1}{w}. \quad (111)$$

It is clear from (110) that for  $s > 0$ ,  $\epsilon \rightarrow 0+$  we have

$$F(s - i\epsilon) = \frac{1}{m} \text{P.P.} \sum_{i=1}^m \left\langle \frac{1}{s - s_i} \right\rangle + \frac{i\pi}{m} \sum_{i=1}^m \langle \delta(s - s_i) \rangle \quad (112)$$

where P.P. stands for the principal value. Therefore (from (110)), the average eigenvalue density of  $B^T B$  is given by

$$\rho(s) \equiv \frac{1}{m} \sum_{i=1}^m \langle \delta(s - s_i) \rangle = \frac{1}{\pi} \text{Im } F(s - i\epsilon). \quad (113)$$

In the large  $m$  limit, the real part of (112) is fixed by (108), namely, setting  $s = s_i$ ,

$$\text{Re } F(s - i\epsilon) \equiv \frac{1}{m} \left\langle \sum_j \frac{1}{s - s_j} \right\rangle = 1. \quad (114)$$

From the discussion of physical equilibrium of the Dyson gas (see the paragraph preceding (91)), we expect the  $\{s_i\}$  to be contained in a single finite segment  $0 \leq s \leq a$ , with  $a$  yet to be determined. This means that  $F(w)$  should have a cut (along the real axis, where the eigenvalues of  $B^T B$  are found) connecting  $w = 0$  and  $a$ . Furthermore,  $\rho(s)$  must be integrable as  $s \rightarrow 0+$ , since a macroscopic number (i.e., a finite fraction of  $m$ ) of eigenvalues cannot condense at  $s = 0$ , due to repulsion. These considerations, together with (114) lead [23, 24] to the reasonable ansatz

$$F(w) = 1 + \left( \frac{p}{w} + q \right) \sqrt{w(w - a)}, \quad (115)$$

with parameters  $p$  and  $q$ . The asymptotic behavior (111) then immediately fixes

$$q = 0, p = -1, \text{ and } a = 2. \quad (116)$$

Thus,

$$F(w) = 1 - \sqrt{\frac{w-2}{w}}. \quad (117)$$

The eigenvalue distribution of  $B^T B$  is therefore

$$\rho(s) = \frac{1}{\pi} \operatorname{Im} F(s - i\epsilon) = \frac{1}{\pi} \sqrt{\frac{2-s}{s}} \quad (118)$$

for  $0 < s < 2$ , and zero elsewhere. As a simple check, note that

$$\int_0^2 \rho(s) ds = 1,$$

as guaranteed by the unit numerator in (111).

Thus, as mentioned in the previous appendix,  $\omega_i^2$ , the eigenvalues of  $B^T B$ , are confined in a finite segment  $0 < s < 2$ . Thus, in the limit  $m \rightarrow \infty$ , they form a continuous condensate in this segment, with non uniform distribution (118).

In an obvious manner, we can calculate  $S_*$ , the extremal value of  $S$  in (88), by replacing the discrete sums over the  $s_i$  by continuous integrals with weights  $\rho(s)$  given by (118). We do not calculate  $S_*$  explicitly, but merely mention the obvious result that it is a number of  $\mathcal{O}(m^2)$ . Similarly, from (92) and (118) we obtain

$$I_*(y) = \int_0^2 \rho(s) \log \left( 1 + \frac{y}{s} \right) ds = \frac{1}{\pi} \int_0^2 \sqrt{\frac{2-s}{s}} \log \left( 1 + \frac{y}{s} \right) ds. \quad (119)$$

Since the continuum approximation for  $\rho(s)$  introduces an error of the order  $1/m$ , an error of similar order is introduced in  $I_*$ . In order to evaluate this integral we change the integration variable to  $s = 2 \sin^2 \frac{\theta}{2}$ ,  $0 \leq \theta \leq \pi$ . Since  $\pi \leq \theta \leq 2\pi$  makes an identical contribution to the integral, we can extend integration over  $\theta$  to  $0 \leq \theta \leq 2\pi$  and divide by 2. Thus,

$$I_*(y) = \frac{1}{2\pi} \int_0^{2\pi} (1 + \cos \theta) \log \left( 1 + \frac{y}{1 - \cos \theta} \right) d\theta. \quad (120)$$

It is easier to evaluate  $\frac{dI_*(y)}{dy}$ , and then integrate back, to obtain  $I_*(y)$ . We find from (120)

$$\frac{dI_*(y)}{dy} = -1 + \frac{y+2}{\sqrt{y^2+2y}} = -1 + \sqrt{1 + \frac{2}{y}}. \quad (121)$$

It is clear from the second equality in (121) that

$$\frac{dI_*(y)}{dy} > 0 \quad (122)$$

for  $y > 0$ . Integrating (121), and using (90),  $I_*(0) = 0$ , to determine the integration constant, we finally obtain

$$I_*(y) = -y + \sqrt{y^2 + 2y} + \log \left( y + 1 + \sqrt{y^2 + 2y} \right). \quad (123)$$

From (123) we obtain the limiting behaviors

$$I_*(y) = 2\sqrt{2y} - y + \mathcal{O}(y^{3/2}), \quad 0 \leq y < 1, \quad (124)$$

and

$$I_*(y) = \log\left(\frac{2y}{e}\right) + \mathcal{O}\left(\frac{1}{y}\right), \quad y \gg 1. \quad (125)$$

Due to (121),  $I_*(y)$  increases monotonically from  $I_*(0) = 0$  to its asymptotic form (125). Note that for  $y = t/m$  (as required in (94), the second term in (124) is  $\mathcal{O}(1/m)$  and therefore it is beyond the accuracy of the approximation of this section.

## Acknowledgments

It is our great pleasure to thank Arkadi Nemirovski, Eduardo Sontag and Ofer Zeitouni for stimulating and informative discussions. This research was supported in part by the US-Israel Binational Science Foundation (BSF), by the Israeli Science Foundation grant number 307/98 (090-903), by the US National Science Foundation under Grant No. PHY99-07949, by the Minerva Center of Nonlinear Physics of Complex Systems and by the fund for Promotion of Research at the Technion.

## References

- [1] J. Hertz, A. Krogh, and R. Palmer. *Introduction to the Theory of Neural Computation*. Addison-Wesley, Redwood City, 1991.
- [2] A. Cichocki and R. Unbehauen. *Neural networks for optimization and signal processing*. John Wiley, 1993.
- [3] X.B. Liang and J. Wang. A recurrent neural network for nonlinear optimization with a continuously differentiable objective function and bound constraints. *IEEE transaction on neural networks*, 2000.
- [4] C. Mead. *Analog VLSI and Neural Systems*. Addison-Wesley, 1989.
- [5] R. W. Brockett. Dynamical systems that sort lists, diagonalize matrices and solve linear programming problems. *Linear Algebra and Its Applications*, 146:79–91, 1991.
- [6] L. Faybusovich. Dynamical systems which solve optimization problems with linear constraints. *IMA Journal of Mathematical Control and Information*, 8:135–149, 1991.
- [7] U. Helmke and J.B. Moore. *Optimization and Dynamical Systems*. Springer Verlag, London, 1994.
- [8] M.S. Branicky. Analog computation with continuous ODEs. In *Proceedings of the IEEE Workshop on Physics and Computation*, pages 265–274, Dallas, TX, 1994.
- [9] C. Papadimitriou. *Computational Complexity*. Addison-Wesley, Reading, Mass., 1995.
- [10] L.O. Chua and G.N. Lin. Nonlinear programming without computation. *IEEE transaction on circuits and systems*, 31(2), 1984.
- [11] A. Ben-Hur, H.T. Siegelmann, and S. Fishman. A theory of complexity for continuous time dynamics. Accepted, *Journal of Complexity*.
- [12] H.T. Siegelmann and S. Fishman. Computation by dynamical systems. *Physica D*, 120:214–235, 1998.
- [13] L. Blum, F. Cucker, M. Shub, and S. Smale. *Complexity and real Computation*. Springer-Verlag, 1999.
- [14] J.F. Truab and H. Wozniakowski. Complexity of linear programming. *Operations Research Letters*, 1:59–62, 1982.

- [15] J. Renegar. Incorporating condition measures into the complexity theory of linear programming. *SIAM J. Optimization*, 5(3):506–524, 1995.
- [16] S. Smale. On the average number of steps in the simplex method of linear programming. *Math. Programming*, 27:241–262, 1983.
- [17] M.J. Todd. Probabilistic models for linear programming. *Mathematics of Operations Research*, 16:671–693, 1991.
- [18] R. Shamir. The efficiency of the simplex method: A survey. *Management Science*, 33(3):301–334, 1987.
- [19] K.M. Anstreicher, J. Ji, F.A. Potra, and Y. Ye. Probabilistic analysis of an infeasible interior-point algorithm for linear programming. *Mathematics of Operations Research*, 24:176–192, 1999.
- [20] Y. Ye. *Interior Point Algorithms: Theory and Analysis*. John Wiley and Sons Inc., 1997.
- [21] Y. Ye. Toward probabilistic analysis of interior-point algorithms for linear programming. *Mathematics of Operations Research*, 19:38–52, 1994.
- [22] S. Mizuno, M.J. Todd, , and Y. Ye. On adaptive-step primal-dual interior-point algorithms for linear programming. *Mathematics of Operations Research*, 18:964–981, 1993.
- [23] E. Brézin, C. Itzykson, G. Parisi and J. -B. Zuber, Planar diagrams. *Comm. Math. Phys.* **59** (1978) 35.
- [24] Some papers that treat random *real* rectangular matrices, such as the matrices relevant for this work, are:  
A. Anderson, R. C. Myers and V. Periwal, Complex random surfaces. *Phys. Lett.***B 254**(1991) 89,  
Branched polymers from a double scaling limit of matrix models. *Nucl. Phys.* **B 360**, (1991) 463 (Section 3).  
J. Feinberg and A. Zee, Renormalizing rectangles and other topics in random matrix theory. *J. Stat. Mech.* **87** (1997) 473-504.  
For earlier work see: G.M. Cicuta, L. Molinari, E. Montaldi and F. Riva, Large rectangular random matrices. *J. Math.Phys.* **28** (1987) 1716.
- [25] M.L. Mehta. *Random Matrices*. Academic Press, Boston, 2nd edition edition, 1991.
- [26] V.L. Girko. On the distribution of solutions of systems of linear equations with random coefficients. *Theory of probability and mathematical statistics*, 2:41–44, 1974.
- [27] C.M. Bender and S.A. Orszag. *Advanced Mathematical Methods for Scientists and Engineers*. Springer Verlag, New York, 2nd edition, 1999. (Chapter 8).
- [28] R. Durrett. *Probability: Theory and Examples*. Wadsworth Publishing Co., Belmont, 2nd edition, 1996. (Chapter 2).

- [29] B.V. Gnedenko and A.N. Kolmogorov, *Limit Distributions for Sums of Independent Random Variables*. Addison Wesley, Reading, MA, 1954.
- [30] K.G. Wilson and J. Kogut, *The renormalization group and the epsilon expansion*. *Phys. Rep.* **12**, (1974) 75.  
J. Cardy, *Scaling and Renormalization in Statistical Physics*. Cambridge University Press, Cambridge, 1996.
- [31] E. Abrahams, P. W. Anderson, D. C. Licciardelo and T. V. Ramakrishnan, Scaling theory of localization: absence of quantum diffusion in two dimensions. *Phys. Rev. Lett.* **42** (1979) 673;  
E. Abrahams, P. W. Anderson, D. S. Fisher and D. J. Thouless, New method for a scaling theory of localization. *Phys. Rev.* **B 22** (1980) 3519.  
P. W. Anderson, New method for scaling theory of localization. II. Multichannel theory of a "wire" and possible extension to higher dimensionality. *Phys. Rev.* **B 23** (1981) 4828.
- [32] B.L. Altshuler, V.E. Kravtsov and I.V. Lerner, in *Mesoscopic Phenomena in Solids*, ed. B.L. Altshuler, P.A. Lee and R.A. Webb. North Holland, Amsterdam, 1991.