

Perpetual Adaptation of Software to Hardware: An Extensible Architecture for Providing Code Optimization as a Central System Service

THOMAS KISTLER and MICHAEL FRANZ
University of California, Irvine

Much of the software in everyday operation is not making optimal use of the hardware on which it actually runs, but has been optimized for earlier and often outdated processor versions. This is because users upgrade hardware independently from, and often more frequently than, application software. Moreover, software vendors are generally unable or unwilling to provide multiple versions of the same program that differ only in the processor model specifically targeted during compilation.

The obvious solution to matching a piece of software with the actual capabilities of the hardware on which it is about to be executed is to delay code generation until load time. This is the earliest point at which the software can be fine-tuned to specific hardware characteristics such as the latencies of individual instructions and the sizes of the instruction and data caches. An even better match can be achieved by replacing the already executing software at regular intervals by new versions constructed on-the-fly using a background code re-optimizer. The code produced using such dynamic re-optimizers is often of a higher quality than can be achieved using static “off-line” compilation because live profiling data can be used to guide optimization decisions and the software can hence adapt to changing usage patterns and the late addition of dynamic link libraries.

Previous discussions of run-time code generation and optimization have focused on functional aspects and on specific optimization techniques. This paper instead concentrates on structural and conceptual aspects of such systems. Based on an actual implementation, we present the architecture of a system that provides continuous application profiling, continuous background re-optimization guided by the collected profiling information, and continuous replacement of already running application software by re-optimized versions of the same software.

A central trait of our architecture is extensibility. The dynamic optimizer at the heart of our system has a component structure supporting incremental modification in a plug-and-play manner. This is an essential facility for making system-level code generation useful in practice. Without this capability, the “outdated software” problem would merely be shifted downward to the system level: system software manufacturers would be just as disinclined to provide multiple run-time system versions as application software manufacturers are unwilling to provide multiple versions of their products. Among the conceptual issues discussed in the paper are the questions of when to trigger re-optimizations, and which parts of the running software to re-optimize.

Categories and Subject Descriptors: D.3.4 [Programming Languages]: Processors—*Run-time Environments*; D.3.4 [Programming Languages]: Processors—*Code Generation*; D.3.4 [Programming Languages]: Processors—*Compilers*; D.3.4 [Programming Languages]: Processors—*Optimization*

General Terms: Dynamic Code Generation, Dynamic Re-Optimization, Extensibility

Authors’ address: Department of Information and Computer Science, University of California at Irvine, Irvine, CA 92697–3425. Part of this work is funded by the National Science Foundation under grant CCR–97014000. A precursor to the chapter on the similarity of profiling data previously appeared as a refereed contribution in the *Proceedings of the Workshop on Profile and Feedback-Directed Optimization*, Paris, France, October 1998.

1. INTRODUCTION

In the wake of dramatic improvements in processor speed, it is often overlooked that much of the software in everyday operation is not making the best use of the hardware on which it actually runs. The vast majority of computers are either running application programs that have been optimized for earlier versions of the target architecture, or, worse still, are emulating an entirely different architecture in order to support legacy code. More recently, architecture emulation has also become widespread in software portability schemes such as the Java Virtual Machine [Lindholm and Yellin 1997].

There are many reasons for the common mismatch between the processor for which a piece of software was originally compiled and the actual host computer on which it is eventually run. None of these reasons is fundamentally technical in nature. Partly, it is the users' fault, who demand backward compatibility and are unwilling to give up their existing software when upgrading their hardware. As a result of this, an immense amount of legacy code is in use every day: 16-bit software on 32-bit processors, emulated MC680x0 code on PowerPC Macintosh computers, and soon also IA32 code on IA64 hardware.

But it is not only the users who are to blame: purely logistic constraints make it unfeasible for software vendors to provide separate versions of every program for every particular hardware implementation of a processor architecture. Just consider: there are several major manufacturers of IA32-compatible CPUs, and each of these has a product line spanning several processors—the total variability is far too great to manage in a centralized fashion.

Furthermore, availability of production compilers is often lagging behind advances in hardware, so that a software provider sometimes has no choice but to target an outdated processor version. Take Intel's MMX technology as an example: The MMX instruction-set was introduced in January 1997 to improve performance of media-rich applications. Two years later, there still is no automatic support for MMX instructions in major production compilers. In order to make use of these new instructions, software developers need to laboriously rewrite their applications, inserting the appropriate calls manually. Hence, it comes as no surprise that the impact of MMX has been negligible so far: only a tiny fraction of programs exploits the special multimedia capabilities of MMX processors—mainly specially handcrafted applications, written largely in assembly language.

The unpleasant reality that non-technical circumstances can lead to actual performance penalties is a direct consequence of the current practice of compiling applications way ahead of their use. At compile time, each program is custom-tailored for a particular set of architectural features, such as a particular instruction set with specific latencies, a particular number of execution units, and particular sizes of the instruction and data caches. The program is then constrained by these choices and cannot adapt to hardware changes occurring only after compilation.

The obvious solution to overcoming these limitations is to delay the binding of architectural information until it is certain that no further changes will occur. In most cases, the earliest point at which a specific set of hardware characteristics becomes definite for a certain piece of software is when the software is loaded into main memory immediately prior to execution. Hence, the problem of matching

the software to the hardware can be solved in a straightforward manner simply by deferring native code generation at least until load time. This approach has been validated in previous work and is now common practice [Deutsch and Schiffman 1984; Franz 1994; Hölzle 1994; Hölzle and Ungar 1996; Adl-Tabatabai et al. 1998]. Besides enabling a closer match between software and hardware, load-time code generation also makes it possible to perform optimizations across the boundaries of independently-distributed software components and hence can reduce the performance penalty paid for modularization.

Interestingly enough, a still better match between the software and the hardware can be achieved by re-evaluating the bindings at regular intervals instead of permanently fixing them at load time. To this effect, a profiler constantly observes the running program and determines where the most effort is spent. Using this information as a guide, a new version of the already running software is then constructed on-the-fly in the background, placing special emphasis on optimizing the critical regions of the program. When the background re-optimization is complete, the new software is “hot-swapped” into the foreground and execution resumes using the new code image rather than the old one. The latter can be discarded as soon as the last thread of execution has been migrated away from it.

Because of its feedback loop, object code produced by dynamic re-optimization is often of a higher quality than can be achieved using static “off-line” compilation. Contrast this to load-time code generation, which in theory can be equally good as static compilation, but which in practice is constrained by the time that is available for code generation. In the presence of interactive users, this time is often severely limited. Re-optimization doesn’t have these constraints, because it happens strictly in the background, while an alternate version of the application program is already executing. Consequently, the speed of re-optimization is almost completely irrelevant; even re-optimization cycles that last on the order of 10 minutes are still useful.

Dynamic re-optimization also presents an elegant solution to the problem of providing *dynamic loading* of user-level program extensions (dynamic link libraries) without having to pay a permanent performance penalty for this capability. Many traditional optimizations cannot usually be applied in the context of dynamic loading. For example, a method invocation in an object-oriented language can be statically bound at the call site if class hierarchy analysis indicates that the method is not overridden in any subtype [Fernández 1995; Dean et al. 1995]. However, such an optimization would normally be illegal if it were possible to load a new class at run-time that contained an overriding method. In a system offering dynamic re-optimization, the more efficient statically bound call can be generated—as long as the system can guarantee that this optimization will be undone if overriding should occur at some later point. In a more general sense, the ability to re-optimize the whole system even after it has already started running makes it possible to adapt to the presence of dynamic link libraries as they are loaded, and optimize each one in the context of all the others, not just the ones loaded previously.

In the re-optimization model, code generation and code optimization become central services of the run-time system [Franz 1997]. The advantages are apparent: not only does this solution provide the highest possible code quality, but it also enables every application program to take full advantage of the actual hardware—

provided that the run-time system itself has been targeted toward exactly this hardware and contains the appropriate dynamic optimizer. Exactly there's the rub: how do we make sure that we haven't merely shifted the original problem of matching hardware and software "one level downward", into the run-time system?

It is this question that this paper presents an answer to. While previous work has focused mainly on the functionality and benefits of dynamic code optimization—that is, which types of optimizations and which profiling services should be provided—the work presented here concentrates on the architectural aspects of such a system: In what manner should dynamic profiling and dynamic optimization services be provided, so that the creator of the run-time system need not simultaneously support separate versions for every conceivable variation of the hardware architecture? Clearly, the underlying run-time system cannot be structured as a monolithic kernel.

We have implemented a model run-time system providing dynamic profiling, dynamic optimization, and dynamic replacement of live code and data and describe its architecture below. Our system particularly distinguishes itself by its extensibility. Both the dynamic profiler and the dynamic optimizer at the heart of our system have a component structure supporting incremental modification in a plug-and-play manner. Users migrating to a new set of hardware features then merely need the appropriate plug-in components that match the new target architecture, rather than a whole new run-time system. These plug-in components are only loosely coupled to the rest of the run-time system and communicate with it via a message bus.

The central idea behind our architecture is that hardware designers know a lot about their specific product, but relatively little about run-time systems in general. A plug-in component for a run-time optimizer is akin to a device driver, except that it enables an application program to utilize the main computing engine more effectively. Just as operating systems today are shipped with a large number of device drivers for every conceivable piece of hardware that an end-user might want to install, an operating system incorporating an extensible code optimizer at its core would rely on a set of plug-in optimization components supplied by the manufacturers of the various processors. Hence, instead of today's centralized approach, in which software suppliers need to keep track of, and maintain appropriate compilers for, all the architectures for which they want to provide optimized code, our solution shifts this responsibility to the hardware providers, completely eliminating the problems of hardware variability mentioned above.

Indeed, it is entirely within the scope of our architecture to support even coprocessors such as graphics accelerators, digital signal processors, and multipurpose FPGA processor boards. In this case, the appropriate optimization plug-in would map calls of the relevant standardized API functions directly into the specific hardware instructions of the coprocessor and emit them as in-line code.

The remainder of this paper is organized as follows: Section 2 gives a brief overview of our component-based architecture in which individual parts, such as profilers and optimizers, are highly customizable and can be exchanged, removed, and added arbitrarily. Sections 3 through 6 discuss individual components of the system, namely the profiling and optimization frameworks, and the code replacer. Section 7 addresses open problems. Section 8 discusses related work and Section 9 concludes the paper.

2. ARCHITECTURAL OVERVIEW

As illustrated in Figure 1, our dynamic code generation and optimization system is composed of five main constituents: a manager, a code generating loader, a profiler, an optimizer, and a replacer. This assembly of sub-systems is in turn part of a larger run-time system that provides many additional services. These further capabilities of the run-time system will not be discussed in this paper, but in order to support the architecture described here, they must necessarily include dynamic loading of software modules, run-time type-tagging of dynamically allocated objects, and garbage collection.

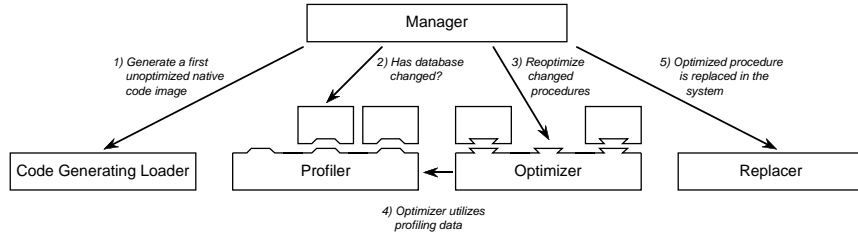


Fig. 1. General Architectural Overview

The five constituents of our system interact as follows: When the user first launches an application, the *code-generating loader* translates the representation¹ that programs are transported in into a sequence of native machine instructions. Because this is an interactive process (the user is waiting), and because many worthwhile code optimizations are extremely time-intensive, the code-generating loader doesn't optimize much but instead concentrates on simply getting the program to run as quickly as possible.

Once that the application program has begun to execute, the *profiler* starts collecting information about its behavior. This information is later used to guide optimizations. Examples of the kinds of information collected by the profiler are the call-frequencies of individual procedures, statistics on how variables and parameters are accessed, and a catalog of which instructions stall due to misses in the data cache. The profiler runs continuously at all times. It has an extensible structure that can support a wide spectrum of profiling techniques and can be augmented as required by the plug-and-play addition of appropriate *profiling components*, such as instrumenting profilers and sampling profilers.

The *system manager* executes a low priority thread that uses application idle time to optimize the already running software in the background. It repeatedly queries the profiling database to examine whether the characteristics of the system's behavior have changed, and for which procedures they have changed. Based

¹Our particular implementation uses the Slim Binary representation [Franz and Kistler 1997], but the architecture presented here does not depend on this fact. The same architecture could also be used with programs represented as class files for the Java Virtual Machine, or even with native code for some specific processor. This would merely have an effect on the pre-processing effort required to extract information relevant to the optimizer, such as control flow and data flow information.

on this information, the system manager builds a list of procedures to potentially optimize. The optimization candidates in this list aren't all equally well suited for optimizations—optimizing some procedures might be more profitable than optimizing others. Therefore, the system manager additionally queries the optimization manager for a rough estimate of the profitability of optimizing each individual procedure. This information is used to sort the candidate list according to optimization priorities.

The system manager then invokes the *optimizer* on each procedure, in the order in which they appear in the candidate list. The optimizer is driven by the profiling database and can concentrate its efforts on those parts of the system that are most critical and most beneficial to optimize. This is in contrast to traditional code optimizers that apply optimizations uniformly to the entire code base. Similar to the profiler, the optimizer is configurable by adding, removing, or replacing *optimization components*.

Finally, after the optimizer has completed its work, the *replacer* hot-swaps the currently executing code image against the newly generated, optimized version. This process requires updating interprocedural and intermodular dependencies and, in some cases, undoing previous optimizations. Listing 1 illustrates the functionality of the system manager as pseudo-code.

The remainder of this paper concentrates on design aspects of the individual components of our system—that is the optimizer, the profiler, and the replacer. The design of code-generating loaders and other just-in-time compilers has already been documented elsewhere [Deutsch and Schiffman 1984; Franz 1994; Hölzle 1994; Hölzle and Ungar 1996; Adl-Tabatabai et al. 1998] and our implementation provides no meaningful new insights on this topic.

3. THE OPTIMIZER SUBSYSTEM

The optimizer is composed of three main parts: the optimization manager, a history database, and a set of optimization components that can be dynamically added, removed, and exchanged. Figure 2 presents a schematic overview of how these parts interact. The various services offered by the optimizer operate on the program being optimized at the level of individual procedures. However, the fact that the optimizer operates on a program using a granularity of one procedure at a time does not imply that it cannot perform interprocedural optimizations—it merely represents an architectural decision. Our implementation preserves cross-procedural state in the history database and in individual optimization components.

The *optimization manager* handles all requests from the system manager and coordinates the optimization process. Optimizations are organized as a sequence of *phases* that are executed sequentially. The various phases operate on a common intermediate representation of the program, *guarded single assignment form* (GSA) [Brandis 1995], a variant of SSA [Cytron et al. 1991]. The intermediate GSA representation is not cached across separate invocations of the optimizer but generated afresh from the software transportation format² each time that a new optimization cycle commences—since the unit of optimization is the procedure, this keeps memory consumption within reasonable limits. Hence, the first phase of the optimizer

²i.e., in the case of our implementation, the aforementioned Slim Binary format.

```

PROCEDURE SystemManager();
VAR
  P: Procedure;
  estimate, sleepTime: LONGINT;
  oldAgeTime, oldSimilarityTime: System.Time;
BEGIN
  sleepTime ← 1; oldAgeTime ← 0; oldSimilarityTime ← 0;
  LOOP
    Threads.Sleep(Thread.This(), sleepTime);

    (* periodically age profiling data *)
    IF System.GetTime() > oldAgeTime + AgeSleepTime THEN
      ProfileSystem.Age()
      oldAgeTime ← System.GetTime();
    END;

    (* periodically check whether profiling data has changed *)
    IF System.GetTime() > oldSimilarityTime + SimilaritySleepTime THEN
      FORALL procedures P DO
        IF NOT ProfilingSystem.StableProc(P) THEN
          (*profiling data for P is not stable: estimate the
            profitability of reoptimizing P *)
          estimate ← OptimizationSystem.Estimate(P);
          IF estimate > 5% THEN
            (*add P to the list of procedures to be optimized; in this list,
              procedures are sorted by descending profitability estimate *)
            OptimizationSystem.AddProcedureToSchedule(P, estimate)
          END
        END
      END;
      oldSimilarityTime ← System.GetTime();
    END;

    (* pick the next procedure to optimize *)
    P ← OptimizationSystem.GetNextScheduledProcedure();
    IF P ≠ NIL THEN
      OptimizationSystem.Optimize(P);
      Replacer.Replace(P);
      sleepTime ← 1
    ELSE
      (* nothing to optimize: adjust the sleep time that passes until the
        system manager reconsiders optimizations *)
      sleepTime ← sleepTime * 2;
      IF sleepTime > AgeSleepTime THEN sleepTime ← AgeSleepTime END;
    END
  END
END SystemManager;

```

Listing 1. System Manager

generates GSA for a procedure of the program being optimized, while each subsequent phase retrieves this intermediate representation, performs a specific task, and then returns a possibly modified version of the procedure in the same intermediate format. If a look at actual profiling data suggests that an optimization is not profitable, the intermediate representation remains unmodified. The specific tasks that individual phases perform correspond to individual code optimizations such as dead code elimination, common subexpression elimination, and register allocation.

An *optimization component* is a container that encapsulates the implementation of one or more optimization phases. In most cases, each component implements exactly one phase. As discussed in the introduction, plug-and-play customizability makes it possible to achieve a perfect match between user software and underlying hardware platform without requiring global updates of either application programs

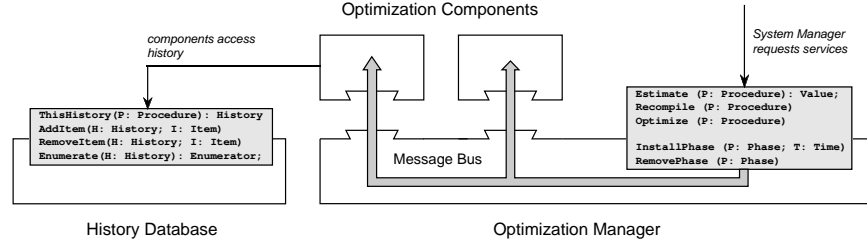


Fig. 2. Schematic View of the Optimizer

or the run-time system. Instead, for each new member of a processor family, the hardware manufacturer merely needs to supply the specific components that perform optimizations tailored to characteristics in which the new processor differs from the generic representative of the family. As an example, there would be a unique instruction-scheduling component for each processor model. As a further example, a component supporting MMX instructions would map specific library calls and possibly further code patterns directly into multimedia instructions emitted in-line.

The *history database* is a repository that records the set of optimizations that have been performed on individual procedures. It is used for bookkeeping and for coordinating code optimizations. Since different optimization techniques may have conflicting goals (e.g., “decrease code-size to reduce misses in the instruction cache” vs. “unroll loops to reduce misses in the data cache”), an optimization phase may consult the history database to determine whether its technique interferes with previously applied optimizations. This is important because phases are independent of each other; each phase is only aware of which other phases have executed previously in the current optimization schedule for the procedure under consideration, and completely unaware about phases that might follow further downstream. The history database is kept in memory and its contents are volatile: history information is not preserved across cold-starts of our system, and even while the system is running, all global state information is “aged” periodically (see below).

Component Interaction in the Optimizer

The key to flexibility in our solution is that new phases can be registered at the optimization manager, can be removed from the optimizer, and can even replace other phases without affecting the remainder of the run-time system. This is achieved by letting the optimization manager communicate with individual phases via an open central message bus, rather than hard-coding component interfaces. When the optimization manager receives a request from the system manager, it translates the request into a sequence of messages and distributes them to the phases within installed optimization components. Each optimization phase has to conform to the message protocol depicted in Figure 3. In the following, we explain the semantics attached to the individual messages.

When the profiler subsystem detects a substantial change in the behavior of a certain procedure, the system manager invokes the optimizer’s `Estimate()` service. The `Estimate()` service assesses the profitability of applying further optimizations

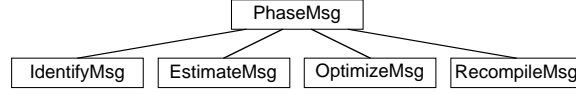


Fig. 3. Optimizer Message Protocol

to the procedure. Based on this assessment, the system manager then decides whether or not to actually optimize the procedure. Since the estimate is used to eliminate unprofitable optimization candidates, it has to be computed efficiently—at least in relation to the time that would be spent optimizing those candidates. Consequently, this computation is based on simple heuristics without actually looking “into” the optimization candidate itself. This also means that the estimate can be computed without first having to generate GSA.

The `Estimate()` service is implemented by sending an `EstimateMsg` to each installed optimization phase. Each phase is responsible for computing the estimated speedup that would result if the associated optimization were added to the already existing optimization schedule for a given procedure. Hence, if the associated optimization is currently already performed on the procedure, no additional speedup can be expected and a value of zero is returned. Otherwise, a simple heuristic is used to compute the profitability of optimizing the procedure. The heuristic is based both on a hard-coded average speedup (e.g., 5% speedup for data prefetching vs. 20% speedup for common subexpression elimination) and actual speedups measured for previous applications of the same optimization (to this and other procedures). The total speedup estimate for a procedure is then derived by computing the sum of the speedup estimates of all optimization phases that are present in the system.

Once the system manager has decided which procedures to optimize, it invokes the `Optimize()` service for each optimization candidate. The `Optimize()` service creates a newly optimized version of a given procedure from scratch. To begin with, a GSA representation of the procedure is generated from the software transportation format (e.g., the original “object file” or an in-memory cache). Then, each installed optimization phase is sent an `OptimizeMsg`, instructing it to apply its respective modifications to the procedure’s GSA representation (the order in which individual phases execute is discussed below). Finally, the optimized GSA representation is transcribed into native code and handed over to the replacer.

Upon receiving an `OptimizeMsg`, an optimization phase first needs to re-evaluate whether or not it would be profitable to perform its associated task. This is because the original estimate based upon which the optimization manager decided to apply this optimization was founded on inaccurate low-cost heuristics, whereas at this point, the full GSA representation and up-to-the-minute profiling data are available. This makes a much better estimate of the anticipated speedup possible. For example, a phase performing loop unrolling might have an estimated speedup of 10%. However, after looking at the loops in question, the optimization phase might determine that they exhibit too little parallelism and hence aren’t profitable after all.

If the optimization had previously been applied to the given procedure, its benefit is re-evaluated on the basis of actual performance data. If the past speedup

was negative or insignificant, the optimization is marked as non-profitable in the history database and is dropped from future iterations. Otherwise, it is applied again. If the particular code optimization had previously not been applied to the procedure, the optimization phase examines profiling data and decides whether to apply it or not (for example, based on whether a certain profiling counter exceeds a certain threshold). If it decides to apply the optimization, it is added to the history database and is performed.

In contrast to the `Optimize()` service that applies optimizations *optimistically*, the `Recompile()` service optimizes procedures *pessimistically*. Neither does it consider new optimizations nor does it remove unsuccessful old ones. It only re-performs the set of optimizations recorded in the history database, excluding optimizations previously determined to be non-profitable. This service is particularly useful for *de-optimizations*, a case in which optimizations have to be selectively undone. We already gave an example where this is useful, in the case where a statically bound method is overridden in a dynamically loaded extension. In such a situation, the previous optimization must be undone. This is achieved by removing it from the history database and calling the `Recompile()` service for all affected methods. The `Recompile()` service is implemented by sending a `RecompileMsg` to all installed optimization phases.

Finally, the `IdentifyMsg` is sent to an optimization phase to request meta-information, such as its name and when it wishes to be executed during the optimization process. Our architecture does not attempt to solve the general *phase-ordering problem* of compiler construction [Click and Cooper 1995]. In our current implementation, the various phases “know” their relative place in an ideal schedule, under the implied assumption that this can somehow be coordinated by extension providers. A newly loaded optimization component can inspect the set of already present phases and then install its constituent phases immediately before or immediately after any already existing phase. A single component can contain several phases that execute at different points in the time-line, and copies of the same phase can be inserted at multiple points in the time-line. Still, we acknowledge that this solution is sub-optimal, which is why the issue is revisited under the heading of “open questions” below.

4. THE PROFILER SUBSYSTEM

It has been almost thirty years since it was first realized that code quality could be improved by using feedback information (i.e., execution profiles) to guide optimizations [Ingalls 1971]. As processor complexity has been rising, the number of optimization decisions that a compiler must make has grown accordingly. Unfortunately, making the wrong optimization choices can seriously affect runtime performance. Access to profiling information makes it possible to base optimization decisions (such as which procedures to inline, which execution paths to favor during scheduling, and which variables to spill to memory) on actual measured performance data rather than on imprecise (and often ad-hoc) heuristics.

The most accurate profile of a program’s execution can be obtained by *simulating* the processor under consideration as well as the relevant parts of the memory hierarchy at the gate level. However, this approach is hardly feasible in a system that aims to respond to changing user needs almost in real time. Hence, our

approach considers only profiling techniques that are applicable in real-time situations. These fall into the three main categories of *instrumentation* [MIPS Computer Systems 1990; Ball and Larus 1994], *sampling* [Anderson et al. 1997; Zhang et al. 1997], and *hardware-based solutions* [Dean et al. 1997; Conte et al. 1996].

The last of these is obviously the most desirable and will become increasingly important in future microprocessors. As an example, while the 601 and 603 models of the PowerPC processor family [Motorola Inc. 1997] do not provide built-in profiling support, the PowerPC 604 is now equipped with a performance monitor. This performance monitor includes two 32-bit hardware counters that facilitate monitoring detailed events during execution, such as instruction dispatches, instruction cycles, misses in the cache, and load/store miss-latencies. The PowerPC 604e even includes four counters with augmented functionality.

For the foreseeable future, however, system builders will have to accept the fact that hardware profiling support is inadequate. Consequently, one has to rely on either or both of the other two techniques. Neither of them is fully appropriate for capturing the entire spectrum of profiling needs. On the one hand, instrumentation is well suited for generating exact path profiles [Ball and Larus 1996]; sampling techniques fail in this task because temporal information is lost in the statistical process. On the other hand, a sampling profiler can quite accurately pin down the set of instructions that miss in the data cache (the likelihood of the program counter hitting such an instruction is higher than the likelihood of hitting another instruction). An instrumenting profiler cannot usually determine whether an instruction missed in the cache, unless it is assisted by special hardware counters.

As a consequence, a sound profiling infrastructure has to support both sampling and instrumenting profilers, and be extensible to hardware-based profiling as it becomes available. This points toward an architecture that is surprisingly similar to that of the extensible optimizer introduced above. In our implementation, the profiling subsystem is composed of a profiling manager and a set of “plug-in” profiling components, as presented in Figure 4.

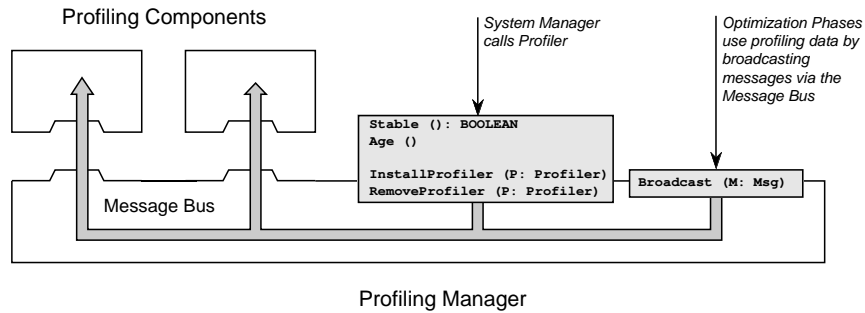


Fig. 4. Schematic View of the Profiler

Just as in the optimizer, communication between the profiling manager and the installed profiling components is achieved by a broadcast mechanism via a message bus. Optimization components request profiling information by sending messages

to the profiling subsystem, which in turn delegates these requests to the appropriate *profiling component(s)*. As far as an optimization component is concerned, it is not relevant which profiling component actually processes its requests, as long as there is a component that does. This is the key to the evolvability offered by our solution. For example, when suitable hardware support for profiling becomes available, sampling and instrumenting profilers can be replaced by hardware-assisted ones simply by providing an appropriate profiling component that maps profiling requests directly onto the appropriate hardware counters.

Extensibility of the profiler in such a plug-and-play fashion also makes it possible to meet unanticipated requirements of future optimization phases: Suppose that a new plug-in optimization would require a specific kind of performance information that is not provided by the default profiling system. This problem can be solved easily by pairing the new optimization component with a dedicated profiling component that supplies it with the needed data.

Unlike our optimizer subsystem, the profiler doesn't provide a centralized database. This is because the kinds of data that the various profiling components collect and store are highly divergent in nature, and the availability of hardware-assisted profiling would eventually lead to an additional overhead for keeping the database in synch with the hardware counters. In our architecture, individual profiling components are autonomous and store their profiling data separately; in the current implementation, all of this information is kept entirely in memory. As is elaborated in the following, the profiling subsystem provides a centralized service for periodically and synchronously aging the information in this distributed database.

Component Interaction in the Profiler

A profiling component needs to adhere to a particular message protocol that is illustrated in Figure 5. In the following, we give an overview of the services that are associated with these messages.

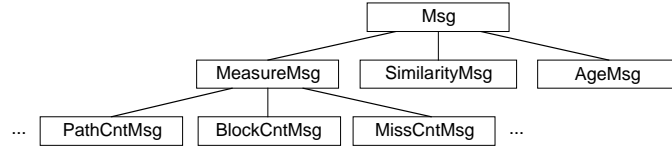


Fig. 5. Profiler Message Protocol

The **AgeMsg** is broadcast to all profiling components when the system manager invokes the **Age()** service. This is done periodically to adjust and reduce the relevance of older profiling data. The implementation of aging is left to each individual profiling component, with exponential decay or linear decay being possible models.

The system manager also periodically checks whether the system's behavior has shifted over time by calling the profiler subsystem's **Stable()** service. The **Stable()** service returns false if the profiling data has substantially changed since the last **Age()** request—otherwise it returns true. The profiler manager reacts to a **Stable()** request by broadcasting a **SimilarityMsg** to all profiling components. Individual profiling components react to this message by computing a similarity

measure that reflects the degree of change in their profiling data for a given period of time. Section 5 discusses this similarity measure in more detail.

The primary means for optimization phases to communicate with the profiler is the message broadcast mechanism. Whenever an optimization phase requires profiling information, it creates an instance of a particular message and passes it to the profiling manager’s **Broadcast()** service. In turn, the **Broadcast()** service distributes the message to all the installed profiling components. For each profiling event that needs to be monitored, a new message type is derived³ from the common **MeasureMsg**. Examples include messages for measuring execution path frequencies (**PathCntMsg**) and data-cache miss rates (**MissCntMsg**). If a particular profiling component receives such a message and provides a service for that profiling event, it takes appropriate actions, otherwise the message is ignored.

Details about the request itself are encoded in the message and may contain one of three different request codes: (1) An optimization component may signal interest in a particular profiling event (e.g., “measure the execution frequency of path 14”), in which case the profiling component sets up auxiliary data structures to store the corresponding profiling data. It may also direct an optimization component to insert instrumentation code at the code location under consideration. (2) An optimization component may request profiling data for a particular event type (e.g., “return the current execution frequency for path 14”). And (3), an optimization component may signal that a specific set of profiling information is no longer needed (e.g., “the frequency of path 14 does not have to be measured any longer”). This is usually the case after optimizations have been performed. The profiling component then de-allocates auxiliary data structures and instructs an optimization component to remove previously installed instrumentation code.

Another significant property of our architecture is that new profiling components can easily be composed out of existing components, both vertically and horizontally. New components can share existing functionality via message forwarding. As an example, we can construct a basic block profiler on top of a path profiler. Whenever the basic block profiler receives a **BlockCntMsg**, it creates and re-broadcasts a new **PathCntMsg** for each path that crosses the specified basic block. The basic block count is then computed by summing up the path counts for the individual paths. Neither does the new event profiler have to store additional data nor does it have to know implementation details of the path profiler.

The component-oriented architecture also facilitates a particularly elegant solution to the problem of constructing *instrumenting profilers*. Instrumentation involves modifying the actual machine code that is executed by the processor. The traditional approach has been to use binary rewriting tools [Eustace and Srivastava 1994] that insert instrumentation only after the final code images of programs have already been generated. Our solution, on the other hand, consists of structuring the instrumenting profiler as a closely coupled pair consisting of a profiling com-

³Note that this is an open-ended interface: the range of profiling events to be monitored cannot be determined in advance, as future optimization components might have requirements that simply cannot be anticipated. The way to solve this problem is by encapsulating the requests themselves as a “message objects” derived from a common superclass. This is also known as the *Command (233)* design pattern [Gamma et al. 1995].

ponent and a corresponding optimization phase that inserts instrumentation code directly into the GSA representation of a procedure (Figure 6). If the instrumentation phase comes early enough in the optimization schedule, this has the beneficial effect that profiling instructions are automatically optimized in the context of the procedure, a very important advantage if low-overhead continuous profiling is an objective. Also note that the optimizer doesn’t need to be modified in any way in order to support instrumentation—this is a natural capability provided by its component architecture.

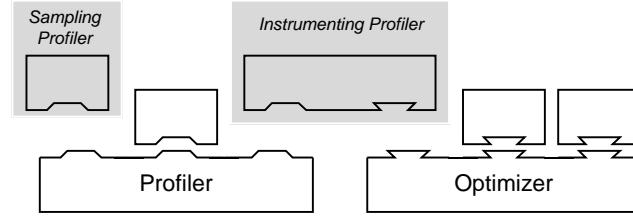


Fig. 6. Implementation of Sampling Profilers vs. Instrumenting Profilers

5. COMPUTING THE SIMILARITY OF PROFILING DATA

One of the essential problems when performing optimizations at runtime is to decide *when* to optimize and *what* to optimize. Optimizing too little does not greatly improve runtime performance, optimizing too aggressively might lead to a situation in which the effort invested into code optimization is never fully recouped by faster-running application code [Hölzle and Ungar 1996].

This section addresses the first question, *when* to optimize. In our system, optimizations are initially performed when a program has been launched and enough profiling data has been gathered. Additionally, optimizations are reconsidered whenever the footprint of the profiling data changes substantially, i.e., when the user’s behavior has shifted noticeably. In such a case, earlier optimizations may no longer align well with the current use of the system, and optimum performance may be restored only by performing optimization all over again.

In order to detect substantial changes in the user’s behavior, we define a similarity measure S that reflects the degree of change of profiling data between two consecutive time steps $t - 1$ and t . Each profiling component P logs n distinct values (such as a path counter or a basic block counter) that we represent as an n -dimensional vector \vec{p} , and is required to log these profiling values for at least the last two time steps. The similarity measure $S(P)$ can then be expressed as a function $S : P \rightarrow [0..1]$ that compares the captured data at time step $t - 1$ (i.e., \vec{p}_{t-1}) with the captured data at time step t (i.e., \vec{p}_t). It returns a similarity value in the range $[0..1]$, whereas 0 denotes complete dissimilarity and 1 denotes complete data equivalence.

We first try to define $S(P)$ as a function that computes the geometric angle α between \vec{p}_{t-1} and \vec{p}_t :

$$\alpha = \arccos \frac{\vec{p}_{t-1} \cdot \vec{p}_t}{|\vec{p}_{t-1}| |\vec{p}_t|}$$

This term has the advantageous property that it is independent of the time difference between $t-1$ and t since it measures the angle between the two vectors only and disregards the length of the vectors. However, it is not defined in the situation where $\vec{p}_{t-1} = \vec{0}$ and $\vec{p}_t = \vec{0}$. This is the case when the profiling database is first set up and initialized for a newly loaded application. To eliminate this problem, we adjust α by adding 1 to the denominator of the term. For simplicity reasons, we also remove the *arccos* function. The remaining term is still continuously descending and allows us to set a threshold for reconsidering new optimizations:

$$\alpha = \frac{\vec{p}_{t-1} \cdot \vec{p}_t}{|\vec{p}_{t-1}| |\vec{p}_t| + 1}$$

However, this function has further undesirable properties: It is very sensitive to small changes for short and low dimensional vectors \vec{p} . For example, if we measure the execution frequency of two paths, both paths have been executed once at time step $t-1$ ($\vec{p}_{t-1} = (1, 1)$), and one path is executed once more between $t-1$ and t ($\vec{p}_t = (2, 1)$), the resulting α suggests a considerable change in the profiling database—which of course is true, but an absolute change by only 1 should clearly not trigger a reoptimization. An optimal function should therefore disregard changes smaller than a given threshold. To achieve this, we define a second term β that reflects the absolute size of the change:

$$\beta = \frac{|\vec{p}_t - \vec{p}_{t-1}|}{\sqrt{n}}$$

Note that this term is independent of the dimension of \vec{p} since the absolute change is divided by \sqrt{n} (the unit vector of dimension n has length \sqrt{n}). We can now redefine the similarity function $S(P)$ as a combination of the angular component α and the length component β :

$$S(P) = e^{-\left(\frac{\beta}{c}\right)^k} (1 - \alpha) + \alpha$$

As illustrated in Figure 7, for large vectors, the function still returns the geometric angle between the two vectors \vec{p}_{t-1} and \vec{p}_t since it strives towards α . For small vectors, however, the function strives towards 1 and is less sensitive to small changes as a result. It even completely disregards changes smaller than c —the constant c in the term was chosen to approximate the turning point of the function. By appropriately setting c , we can adjust the threshold above which changes in profiling data gets reflected in the similarity measure S (e.g., a procedure is only optimized if it has been executed at least 100 times in the last time period). Similarly to c , the constant k can be used to modify the slope of the function. We have found that a value of 8 performs quite well in practice.

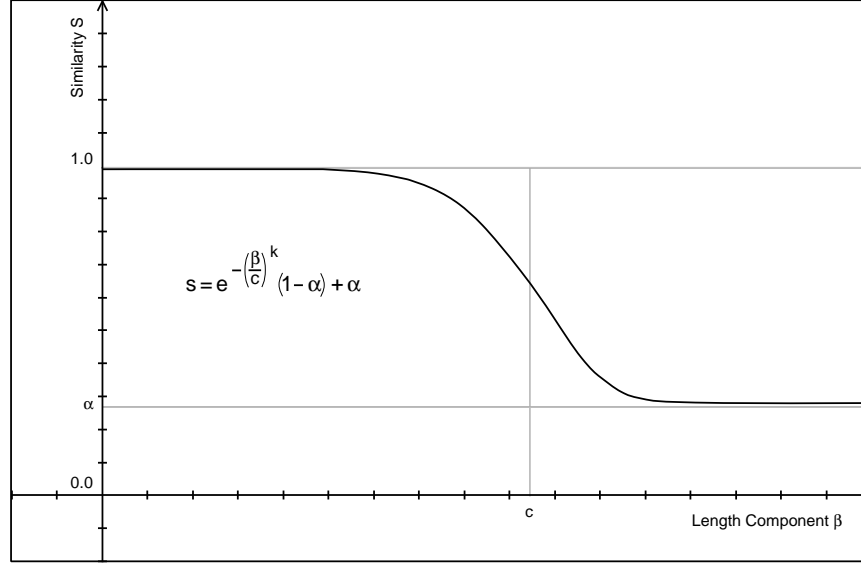


Fig. 7. Similarity Function

One more problem is still remaining, though: The function $S(P)$ always returns 1 for vectors of dimension 1. This can be circumvented elegantly by adding an additional component n to both \vec{p}_{t-1} and \vec{p}_t with $\vec{p}_{t-1,n} = m$, $\vec{p}_{t,n} = m$, and $m = \max(\vec{p}_{t-1,0}, \dots, \vec{p}_{t-1,n-1}, \vec{p}_{t,0}, \dots, \vec{p}_{t,n-1})$.

In practice, we say that profiles have not changed as long as $S(P) = 1.0$. We reconsider existing optimizations when $S(P) < 0.95$.

6. REPLACING CODE

In this section, we address the questions of *how* code is replaced and *when* code is replaced after optimization. There are several different methods for replacing the code image of a procedure by a newly optimized image of the same procedure.

Most straightforwardly, we can simply overwrite the old code image by a new one *in situ*, preserving the existing entry point. This has the apparent advantage that no branch instructions terminating at the procedure's entry point need to be updated. Unfortunately, this only works well as long as the new image is at most as large as the old image, which is not very likely given that many optimizations increase the code size in exchange of greater speed. Examples of such optimizations include loop unrolling, prefetching, loop tiling, and procedure inlining. The code size problem can be alleviated by reserving space “between” procedures in the code image, but this leads to memory fragmentation. Moreover, overwriting existing code images causes problems if the procedure being replaced is active at the time of replacement.

Consequently, the new code image is preferably stored in a new, separate memory region. This preserves the old code image but requires changing interprocedural dependencies—branches to the old image need to be replaced by branches to the new image. Similarly, and less simply, the contents of *procedure variables* pointing to a

modified procedure need to be updated, and assignments of the affected procedure to procedure variables need to be replaced by corresponding assignments of the procedure's entry address in the new code image.

These updates can be performed either *immediately* or *lazily*. Updating dependencies lazily involves replacing the beginning of the old version by a code stub that not only redirects any eventual caller to the new location, but that also modifies the calling location so that the new destination address is reached directly upon future calls. Since the stub that performs all of these actions is often rather large itself, a second indirection is usually employed. This is illustrated in Figure 8: The first three instructions of the old code image are replaced with code that loads the address of the new code image. This address is then passed to the procedure `Divert_Call`, which replaces the original call of the old procedure by a call of the new procedure. After the modification, control passes to the new procedure.

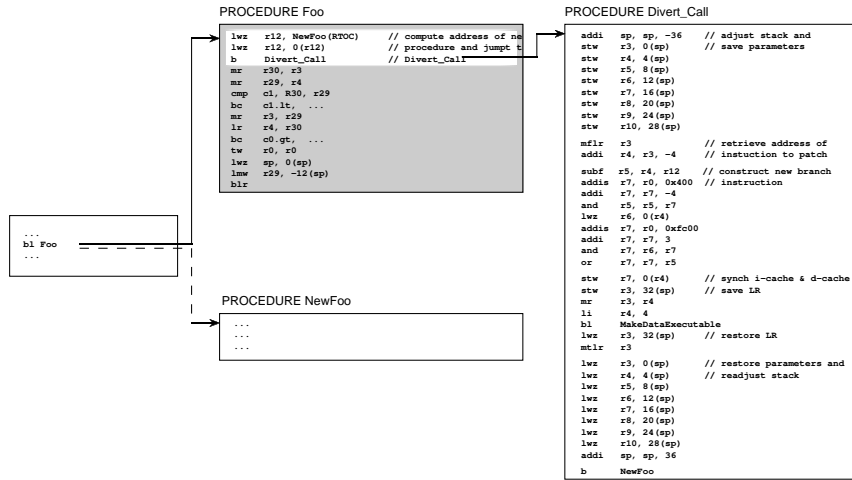


Fig. 8. Diverting Procedure Calls

Unfortunately, this solution works only for direct branches and fails for indirect calls via *procedure variables*. In the latter case, the entire code sequence preceding the call instruction needs to be analyzed to determine the memory location containing the procedure variable to be updated. This may be simple in many cases, but may also be very complicated at times—especially when procedure variables are themselves passed as parameters to the calling procedure, or when the same procedure variable is stored in different locations at different times (which can happen when a procedure variable is spilled by the register allocator). Furthermore, assignments to procedure variables can *not* be corrected lazily because they do not involve a branch instruction. Lastly, when lazy replacement is used, it is difficult to decide at which point the old code image can be discarded. Unless a reference-counting mechanism is also implemented, it is unknown how many branches to the old image remain at any time.

Hence, a much better solution is to update dependencies *instantaneously* as soon as the new code image has been generated. This is the solution we have imple-

mented. In our architecture, code for a particular application is not allocated contiguously. Rather, individual procedures are allocated separately as dynamic objects. References to procedures, such as calls and procedure variables, are treated like object-pointers—that is, they are traced by the garbage collector. Procedures that are no longer referenced by either a direct branch or a procedure variable can then be de-allocated fully automatically and memory fragmentation can be avoided.

In order to update dependencies, we extend the garbage collector by a *translation mechanism* that accepts a list of translation tuples (ptr_{old}, ptr_{new}) as its input. During the mark phase, the garbage collector automatically replaces all occurrences of ptr_{old} by ptr_{new} . Hence, in order to replace a procedure by a newly optimized replacement in our system, one constructs a translation tuple and calls the garbage collector. Note that the garbage collector must trace the stack and all registers for this method to work correctly. The advantage of this mechanism is that all references are updated at once, so that the full benefit of the optimization can be used immediately. It also makes it possible to discard the old code image right away. However, this technique is also not perfect. It incurs the overhead of having to run the garbage collector, although this is not a serious problem in practice.

Besides the question of how to replace code images, we also have to address the issue of *when* to replace them. This is particularly difficult in the case in which a procedure is replaced while it is active. In this situation, replacing code in situ is virtually impossible because the original continuation point may no longer exist. For example, a loop that had been partially executed before the replacement occurred could be unrolled in the new image. Hence, replacement in situ is possible only at specific synchronization points that have been inserted artificially, but this limits optimization potential.

This particular problem goes away when the new code image is constructed in a different location. Execution simply continues in the old version of the procedure, and the new code isn't executed until the next invocation of the procedure. However, if the procedure being replaced consists of a long-running task, the results of the applied optimizations may never take effect at all.

There are also optimizations that require an immediate switch to the new code. For example, we have implemented an optimization component that improves data cache locality of pointer-centric program code. To this effect, our optimization uses profiling information to build a temporal relationship graph of data-member accesses. It then computes the optimal internal layout of data objects and recompiles the affected procedures to access data members using this layout. Obviously, this optimization mandates that at the same time the code is exchanged, all the existing data objects are simultaneously also transformed into the new format. In our solution, it is the garbage collector that performs both of these tasks. For this reason, the garbage collector in our system is in fact also extensible.

As a consequence of wanting to explore optimizations such as to the last mentioned, our implementation permits the substitution of procedures only when it can be guaranteed that no active thread is executing them. This still rules out the replacement of long-running tasks, but considerably reduces implementation complexity. Since our system is structured around a central “event loop”, such long-running tasks don't occur in practice.

7. OPEN QUESTIONS

Although our architecture is remarkably extensible and allows adding and removing components at will, a flexible architecture also increases the risk that anomalies arise from unexpected interactions between independently provided components. As an example, a prefetching optimization might be composed of two interdependent optimization phases: one that inserts prefetching instructions into the intermediate representation (GSA) and a second one that implements a prefetching-aware instruction scheduler. If the prefetching-aware scheduler is subsequently replaced by another scheduler that does not handle prefetching instructions correctly, the overall system performance might deteriorate. A further problem already alluded to above is the general compiler phase-ordering problem: depending on the order in which optimizations are executed, code of different quality is generated [Click and Cooper 1995].

Solving these problems is difficult as it involves knowing all the dependencies among individual components. Certain misconfigurations between independently developed components can be detected and eliminated by using configuration management tools. These tools require that individual components be specified using a special specification language and then verify the system’s consistency whenever it is modified. Specification languages can be used to capture both structural and semantic dependencies. *Structural dependencies* between components can be captured by simple rules such as “optimization phase X needs to be executed after optimization phase Y” and “optimization phase X needs to be executed directly before optimization phase Y” [Monroe 1998]. Capturing the *semantic dependencies* is much more difficult. It requires the use of a formal notation to describe the semantic actions of components that allows deriving relations between optimizations, such as whether two optimizations can be combined, whether an optimization enables another optimization, or whether an optimization disables another optimization.

At this point in time, it is still unclear whether the semantic actions can be described accurately enough in a formal notation to be of practical use in configuration management tools. We believe that configuration management is an important issue that needs to be addressed in order for fully extensible systems to become reliable and wide-spread in use, but contend that this is an issue that is orthogonal to questions of architecture. The component interaction dilemma is akin to the possible interference between dynamic link libraries in a modern operating system, which hasn’t prevented DLL’s from appearing in such systems. Our architecture solves the genuine problem of maintaining multiple versions of an optimizing compiler at the core of a run-time system without affecting the run-time system in this process; the configuration management problem is secondary as long as the number of extension providers remains small.

8. RELATED WORK

Pioneering research in dynamic runtime optimization was done by Hansen [Hansen 1974] who first described a fully automated system for runtime code optimization. His system was similar in structure to our system—it was composed of a loader, a profiler, and an optimizer—but used profiling data only to decide when to optimize and what to optimize, not how to optimize. Also, his system interpreted code

prior to optimization, since load time code generation was too memory and time consuming at the time.

Hansen’s work was followed by several other projects that have investigated the benefits of runtime optimization: the Smalltalk [Deutsch and Schiffman 1984] and SELF [Hölzle 1994] systems that focused on the benefits of dynamic optimization in an object-oriented environment; “Morph”, a project developed at Harvard University [Zhang et al. 1997]; and the system described by the authors of this paper [Kistler 1997; Kistler and Franz 1997]. Other projects have experimented with optimization at link time rather than at runtime [Wall 1992]. At link time, many of the problems described in this paper are non-existent. Among them the decision when to optimize, what to optimize, and how to replace code. However, there is also a price to pay, namely that it cannot be performed in the presence of dynamic loading.

Common to the above-mentioned work is that the main focus has always been on functional aspects, that is how to profile and which optimizations to perform. Related to this is research on how to boost application performance by combining profiling data and code optimizations at compile time (not at runtime), including work on method dispatch optimizations for object-oriented programming languages [Ungar 1987; Hölzle et al. 1991], profile-guided intermodular optimizations [Srivastava and Wall 1993; Chang et al. 1992], code positioning techniques [Pettis and Hansen 1990; Cohn and Lowney 1996], and profile-guided data cache locality optimizations [Calder et al. 1998; Chilimbi and Larus 1998; Kistler and Franz 1998].

In contrast, the main emphasis of this paper is on architectural aspects of a system service that provides dynamic runtime optimization. We believe that it is often the architectural aspects that separate a curious research idea from a practical solution that can be incorporated in a real-world system.

9. CONCLUSION

We have presented an extensible and customizable architecture for dynamic runtime optimization. Our system is flexible enough to accommodate a wide variety of current and future optimization and profiling techniques. These can be provided by hardware manufacturers as encapsulated “plug-in” components, permitting an incremental update of the run-time system without involvement of the original software supplier.

ACKNOWLEDGEMENTS

We would like to thank Peter Fröhlich, Ziemowit Laski, and Christian Stork who provided many helpful comments.

REFERENCES

- ADL-TABATABAI, A.-R., CIERNIAK, M., LUEH, C.-Y., PARIKH, V. M., AND STICHNOTH, J. M. 1998. Fast, Effective Code Generation in a Just-in-Time Java Compiler. In *Proceedings of the ACM SIGPLAN'98 Conference on Programming Language Design and Implementation (PLDI)*, Montreal, Canada, pp. 280–290.
- ANDERSON, J. M., BERC, L., DEAN, J., GHEMAWAT, S., HENZINGER, M., LEUNG, S.-T. A., SITES, D., VANDEVOORDE, M., WALDSPURGER, C., AND WEIHL, W. E. 1997. Continuous Profiling: Where Have All the Cycles Gone? In *Proceedings of the 16th ACM Symposium on Operating Systems Principles*, St. Malo, France. Also published as Technical Note 1997-016. Digital Equipment Corporation Systems Research Center, Palo Alto, CA, July 1997.
- BALL, T. AND LARUS, J. 1994. Optimially Profiling and Tracing Programs. *ACM Transactions on Programming Languages and Systems* 16, 3, 1319–1360.
- BALL, T. AND LARUS, J. 1996. Efficient Path Profiling. In *Proceedings of the 29th Annual IEEE/ACM International Symposium on Microarchitecture (MICRO-96)*, Paris, France.
- BRANDIS, M. 1995. *Optimizing Compilers for Structured Programming Languages*. Ph. D. thesis, Institut für Computersysteme, ETH Zürich.
- CALDER, B., KRINTZ, C., JOHN, S., AND AUSTIN, T. 1998. Cache-Conscious Data Placement. In *Proceedings of the 8th International Conference on Architectural Support for Programming Languages and Operating Systems*, San Jose, California, pp. 129–149.
- CHANG, P. P., MAHLKE, S. A., CHEN, W. Y., AND HWU, W.-M. W. 1992. Profile-Guided Automatic Inline Expansion for C Programs. *Software—Practice and Experience* 22, 5 (May), 349–369.
- CHILIMBI, T. M. AND LARUS, J. R. 1998. Using Generational Garbage Collection To Implement Cache-Conscious Data Placement. In *Proceedings of the First International Symposium on Memory Management*, Vancouver, pp. 37–48. ACM Press.
- CLICK, C. AND COOPER, K. D. 1995. Combining Analyses, Combining Optimizations. *ACM Transactions on Programming Languages and Systems* 17, 2 (March), 181–196.
- COHN, R. AND LOWNEY, P. G. 1996. Hot Cold Optimization of Large Windows/NT Applications. In *Proceedings of the 29th Annual IEEE/ACM International Symposium on Microarchitecture (MICRO-96)*, Paris, France, pp. 80–89. IEEE Computer Society TC-MICRO and ACM SIGMICRO.
- CONTE, T. M., MENEZES, K. N., AND HIRSCH, M. A. 1996. Accurate and Practical Profile-Driven Compilation Using the Profile Buffer. In *Proceedings of the 29th Annual IEEE/ACM International Symposium on Microarchitecture (MICRO-96)*, Paris, France, pp. 36–45. IEEE Computer Society TC-MICRO and ACM SIGMICRO.
- CYTRON, R., FERRANTE, J., ROSEN, B. K., WEGMAN, M. N., AND ZADECK, F. K. 1991. Efficiently Computing Static Single Assignment Form and the Control Dependence Graph. *ACM Transactions on Programming Languages and Systems* 13, 4 (Oct.), 451–490.
- DEAN, J., GROVE, D., AND CHAMBERS, C. 1995. Optimization of Object-Oriented Programs Using Static Class Hierarchy Analysis. In *ECOOP'95—Object-Oriented Programming, 9th European Conference*, Springer Lecture Notes in Computer Science 952, Århus, Denmark, pp. 77–101.
- DEAN, J., HICKS, J. E., WALDSPURGER, C. A., WEIHL, W. E., AND CHRYSOS, G. 1997. ProfileMe: Hardware Support for Instruction-Level Profiling on Out-of-Order Processors. In *Proceedings of the 30th Annual IEEE/ACM International Symposium on Microarchitecture (MICRO-97)*, Los Alamitos, pp. 292–302. IEEE Computer Society.
- DEUTSCH, L. P. AND SCHIFFMAN, A. M. 1984. Efficient Implementation of the Smalltalk-80 System. In *Conference Record of the Eleventh Annual ACM Symposium on Principles of Programming Languages*, Salt Lake City, Utah, pp. 297–302.
- EUSTACE, A. AND SRIVASTAVA, A. 1994. *ATOM: A Flexible Interface for Building High Performance Program Analysis Tools*. Technical Report TN-44 (July), Digital Equipment Corporation Western Research Laboratory, Palo Alto, CA.

- FERNÁNDEZ, M. F. 1995. Simple and Effective Link-Time Optimization of Modula-3 Programs. In *Proceedings of the ACM SIGPLAN'95 Conference on Programming Language Design and Implementation (PLDI)*, La Jolla, California, pp. 103–115.
- FRANZ, M. 1994. *Code-Generation On-the-Fly: A Key to Portable Software*. Ph. D. thesis, Institut für Computersysteme, ETH Zürich.
- FRANZ, M. 1997. Run-Time Code Generation as a Central System Service. In *Proceedings of the Sixth Workshop on Hot Topics in Operating Systems (HotOS-VI)*, pp. 112–117. IEEE Computer Society Press.
- FRANZ, M. AND KISTLER, T. 1997. Slim Binaries. *Communications of the ACM* 40, 12 (Dec.), 87–94. Also published as Technical Report TR 96–24, Department of Information and Computer Science, University of California, Irvine, June 1996.
- GAMMA, E., HELM, R., JOHNSON, R. E., AND VLISSIDES, J. 1995. *Design Patterns—Elements of Reusable Object-Oriented Software*. Addison-Wesley.
- HANSEN, G. J. 1974. *Adaptive Systems for the Dynamic Run-Time Optimization of Programs*. Ph. D. thesis, Department of Computer Science, Carnegie-Mellon University.
- HÖLZLE, U. 1994. *Adaptive Optimization for SELF: Reconciling High Performance with Exploratory Programming*. Ph. D. thesis, Department of Computer Science, Stanford University.
- HÖLZLE, U., CHAMBERS, C., AND UNGAR, D. 1991. Optimizing Dynamically-Typed Object-Oriented Languages With Polymorphic Inline Caches. In *ECOOP'91 European Conference on Object-Oriented Programming*, Springer Lecture Notes in Computer Science 512, Geneva, Switzerland, pp. 21–38.
- HÖLZLE, U. AND UNGAR, D. 1996. Reconciling Responsiveness with Performance in Pure Object-Oriented Languages. *ACM Transactions on Programming Languages and Systems* 18, 4 (July), 355–400.
- INGALLS, D. 1971. The Execution Time Profile as a Programming Tool. In *Design and Optimization of Compilers*, pp. 107–128. Prentice-Hall.
- KISTLER, T. 1997. Dynamic Runtime Optimization. In *Proceedings of the Joint Modular Languages Conference, JMLC'97*, Springer Lecture Notes in Computer Science 1204, Linz, Austria, pp. 53–66. Also published as Technical Report TR 96–54, Department of Information and Computer Science, University of California, Irvine, November 1996.
- KISTLER, T. AND FRANZ, M. 1997. A Tree-Based Alternative to Java Byte-Codes. In *Proceedings of the International Workshop on Security and Efficiency Aspects of Java '97*. Also published as Technical Report TR 96–58, Department of Information and Computer Science, University of California, Irvine, December 1996.
- KISTLER, T. AND FRANZ, M. 1998. *Automated Record Layout for Dynamic Data Structures*. Technical Report TR 98–22 (March), Department of Information and Computer Science, University of California, Irvine.
- LINDHOLM, T. AND YELLIN, F. 1997. *The Java Virtual Machine Specification*. Addison Wesley Longman, Inc.
- MIPS COMPUTER SYSTEMS 1990. *UMIPS-V Reference Manual (Pixie and Pixstats)*.
- MONROE, R. T. 1998. *Capturing Software Architecture Design Expertise With Armani*. Technical Report CMU-CS-98-163 (Oct.), Carnegie Mellon University School of Computer Science.
- MOTOROLA INC. 1997. *PowerPC Microprocessor Family: The Programming Environments*.
- PETTIS, K. AND HANSEN, R. C. 1990. Profile Guided Code Positioning. In *Proceedings of the ACM SIGPLAN'90 Conference on Programming Language Design and Implementation (PLDI)*, White Plains, New York, pp. 16–27.
- SRIVASTAVA, A. AND WALL, D. 1993. A Practical System for Intermodule Code Optimization at Link-Time. In *Journal of Programming Languages*.
- UNGAR, D. M. 1987. *The Design and Evaluation of a High Performance Smalltalk System*. ACM Distinguished Dissertations. The MIT Press, Cambridge, MA. Ph.D. Dissertation, University of California at Berkeley, February 1986.
- WALL, D. W. 1992. *Systems for Late Code Modification*. Technical Report 92/3 (May), Digital Equipment Corporation, Western Research Laboratory.

ZHANG, X., WANG, Z., GLOY, N., CHEN, J. B., AND SMITH, M. D. 1997. System Support for Automatic Profiling and Optimization. In *Proceedings of the 16th ACM Symposium of Operating Systems Principles*.