
Top-down induction of clustering trees

Hendrik Blockeel

Luc De Raedt

Jan Ramon*

Katholieke Universiteit Leuven, Department of Computer Science
 Celestijnenlaan 200A, B-3001 Heverlee, Belgium
 {Hendrik.Blockeel,Luc.DeRaedt,Jan.Ramon}@cs.kuleuven.ac.be

Abstract

An approach to clustering is presented that adapts the basic top-down induction of decision trees method towards clustering. To this aim, it employs the principles of instance based learning. The resulting methodology is implemented in the TIC (Top down Induction of Clustering trees) system for first order clustering. The TIC system employs the first order logical decision tree representation of the inductive logic programming system TILDE. Various experiments with TIC are presented, in both propositional and relational domains.

1 INTRODUCTION

Decision trees are usually regarded as representing theories for classification. The leaves of the tree contain the classes and the branches from the root to a leaf contain sufficient conditions for classification.

A different viewpoint is taken in *Elements of Machine Learning* [Langley, 1996]. According to Langley, each node of a tree corresponds to a concept or a cluster, and the tree as a whole thus represents a kind of taxonomy or a hierarchy. Such taxonomies are not only output by decision tree algorithms but typically also by clustering algorithms such as e.g. COBWEB [Fisher, 1987]. Therefore, Langley views both clustering and concept-learning as instantiations of the same general technique, the induction of concept hierarchies. The similarity between classification trees and clustering trees has also been noted by Fisher, who points to the possibility of using TDIDT (or TDIDT heuristics)

in the clustering context [Fisher, 1993] and mentions a few clustering systems that work in a TDIDT-like fashion [Fisher and Langley, 1985].

Following these views we study top-down induction of clustering trees. A clustering tree is a decision tree where the leaves do not contain classes and where each node as well as each leaf corresponds to a cluster. To induce clustering trees, we employ principles from instance based learning and decision tree induction. More specifically, we assume that a distance measure is given that computes the distance between two examples. Furthermore, in order to compute the distance between two clusters (i.e. sets of examples), we employ a function that computes a prototype of a set examples. A prototype is then regarded as an example, which allows to define the distance between two clusters as the distance between their prototypes. Given a distance measure for clusters and the view that each node of a tree corresponds to a cluster, the decision tree algorithm is then adapted to select in each node the test that will maximize the distance between the resulting clusters in its subnodes.

Depending on the examples and the distance measure employed one can distinguish two modes. In *supervised* learning (as in the classical top-down induction of decision trees paradigm), the distance measure only takes into account the class information of each example (see e.g. C4.5 [Quinlan, 1993], CART [Breiman *et al.*, 1984]). Also, regression trees (SRT [Kramer, 1996], CART) should be considered supervised learning. In *unsupervised* learning, the examples may not be classified and the distance measure does not take into account any class information. Rather, all attributes or features of the examples are taken into account in the distance measure.

The Top-down Induction of Clustering trees approach is implemented in the TIC system. TIC is a first order

* The authors are listed in alphabetical order.

clustering system as it does not employ the classical attribute value representation but that of first order logical decision trees as in SRT [Kramer, 1996] and TILDE [Blockeel and De Raedt, 1998]. So, the clusters corresponding to the tree will have first order definitions. On the other hand, in the current implementation of TIC we only employ propositional distance measures.

Using TIC we report on a number of experiments. These experiments demonstrate the power of top-down induction of clustering trees. More specifically, we show that TIC can be used for clustering, for regression, and for learning classifiers.

This paper significantly expands on an earlier extended abstract [De Raedt and Blockeel, 1997] in that TIC now contains a pruning method and also that this paper provides new experimental evidence.

This paper is structured as follows. In Section 2 we discuss the representation of the data and the induced theories. Section 3 identifies possible applications of clustering. The TIC system is presented in Section 4. In Section 5 we empirically evaluate TIC for the proposed applications. Section 6 presents conclusions and related work.

2 THE LEARNING PROBLEM

2.1 REPRESENTING EXAMPLES

We employ the *learning from interpretations* setting for inductive logic programming. For the purposes of this paper, it is sufficient to regard each example as a small relational database, i.e. as a set of facts. Within learning from interpretations, one may also specify background knowledge in the form of a Prolog program which can be used to derive additional features of the examples.¹ See [De Raedt and Džeroski, 1994, De Raedt, 1996, De Raedt *et al.*, 1998] for more details on learning from interpretations.

For instance, examples for the well-known mutagenesis problem [Srinivasan *et al.*, 1996] can be described by interpretations. Here, an interpretation is simply an enumeration of all the facts we know about one single molecule: its class, *lumo* and *logp* values, the atoms and bonds occurring in it, certain high-level structures... We can represent it e.g. as follows: {logmutag(-0.7), neg, lumo(-3.025), logp(2.29), atom(d189_1,c,22,-0.11), atom(d189_2,c,22,-0.11), bond(d189_1,d189_2,7),

¹The interpretation corresponding to each example e is then the minimal Herbrand model of $B \wedge e$.

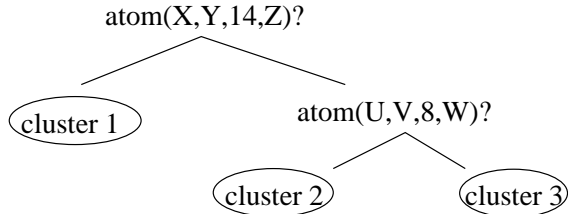


Figure 1: A clustering tree

bond(d189_2,d189_3,7), ... }

2.2 FIRST ORDER LOGICAL DECISION TREES

First order logical decision trees are similar to standard decision trees, except that the test in each node is a conjunction of literals instead of an test on an attribute. They are always binary, as the test can only succeed or fail. A detailed discussion of these trees is beyond the scope of this paper but can be found in [Blockeel and De Raedt, 1998]. We will use these trees to represent clustering trees.

An example of a clustering tree, in the mutagenesis context, is shown in Figure 1. Note that in a classical logical decision tree leaves would contain classes. Here, leaves simply contain sets of examples that belong together. Also note that variables occurring in tests are existentially quantified. The root test, for instance, tests whether there occurs an atom of type 14 in the molecule. The whole set of examples is thus divided into two clusters: a cluster of molecules containing an atom 14 and a cluster of molecules not containing any.

This view is in correspondence with Langley's viewpoint that a test in a node is not just a decision criterion, but also a description of the subclusters formed in this node. In [Blockeel and De Raedt, 1998] we show how a logical decision tree can be transformed into an equivalent logic program, which could alternatively be used to sort examples into clusters. The logic program contains invented predicates that correspond to the clusters.

2.3 INSTANCE BASED LEARNING AND DISTANCES

The purpose of conceptual clustering is to obtain clusters such that intra-cluster distance (i.e. the distance between examples belonging to the same cluster) is as small as possible and the inter-cluster distance (i.e. the distance between examples belonging to different

clusters) is as large as possible.

In this paper, we assume that a distance measure d that computes the distance $d(e_1, e_2)$ between examples e_1 and e_2 is given. Furthermore, there is also a need for measuring the distance between different clusters (i.e. between sets of examples). Therefore we will assume as well the existence of a prototype function p that computes the prototype $p(E)$ of a set of examples E . The distance between two clusters C_1 and C_2 is then defined as the distance $d(p(C_1), p(C_2))$ between the prototypes of the clusters. This shows that the prototypes should be considered as (possibly) partial example descriptions. The prototypes should be sufficiently detailed as to allow the computation of the distances.

For instance, the distance could be the Euclidean distance d_1 between the values of one or more numerical attributes, or it could be the distance d_2 as measured by a first order distance measure such as used in RIBL [Emde and Wettschereck, 1996] or KBG [Bisson, 1992] or [Hutchinson, 1997].

Given the distance at the level of the examples, the principles of instance based learning can be used to compute the prototypes. E.g. d_1 would result in a prototype function p_1 that would simply compute the mean for the cluster, whereas d_2 could result in function p_2 that would compute the (possibly reduced) least general generalisation² of the examples in the cluster.

Throughout this paper we employ only propositional distance measures and the prototype functions that correspond to the instance averaging methods along the lines of [Langley, 1996]. However, we stress that - in principle - we could use any distance measure. Notice that although we employ only propositional distance measures, we obtain first order descriptions of the clusters through the representation of first order logical decision trees.

2.4 PROBLEM-SPECIFICATION

By now we are able to formally specify the clustering problem:

Given

- a set of examples E (each example is a set of tuples

²Using Plotkin's [[Plotkin, 1970]] notion of θ -subsumption or the variants corresponding to structural matching [Bisson, 1992, De Raedt *et al.*, 1997].

in a relational database or equivalently, a set of facts in Prolog),

- a background theory B in the form of a Prolog program,
- a distance measure d that computes the distance between two examples or prototypes,
- a prototype function p that computes the prototype of a set of examples,

Find: a first order clustering tree.

Before discussing how this problem can be solved we take a look at possible applications of clustering trees.

3 APPLICATIONS OF CLUSTERING TREES

Following Langley's viewpoint, a system such as C4.5 can be considered a supervised clustering system where the "distance" metric is the class entropy within the clusters : lower class entropy within a cluster means that the examples in that cluster are more similar with respect to their classes. Since C4.5 employs class information, it is a supervised learner.

Clustering can also be done in an unsupervised manner however. When making use of a distance metric to form clusters, this distance metric may or may not use information about the classes of the examples. Even if it does not use class information, clusters may be coherent with respect to the class of the examples in them.

This principle leads to a classification technique that is very robust with respect to missing class information. Indeed, even if only a small percentage of the examples is labelled with a class, one could perform unsupervised clustering, and assign to each leaf in the concept hierarchy the majority class in that leaf. If the leaves are coherent with respect to classes, this method would yield relatively high classification accuracy with a minimum of class information available. This is quite similar in spirit to Emde's method for learning from few classified examples, implemented in the COLA system [Emde, 1994].

A similar reasoning can be followed for regression, leading to "unsupervised regression"; again this may be useful in the case of partially missing information.

We conclude that clustering can extend classification and regression towards unsupervised learning. An-

other extension in the predictive context is that clusters can be used to predict many or all attributes of an example at once.

Depending on the application one has in mind, measuring the quality of a clustering tree is done in different ways. For classification purposes predictive accuracy on unseen cases is typically used. For regression an often used criterion is the relative error, which is the mean squared error of predictions divided by the mean squared error of a default hypothesis always predicting the mean. This can be extended towards the clustering context if a distance measure and prototype function are available:

$$RE = \frac{\sum_{i=1}^n d(e_i, \hat{e}_i)^2}{\sum_{i=1}^n d(e_i, p)^2}$$

with e_i the examples, \hat{e}_i the predictions and p the prototype. (A prediction is, just like a prototype, a partial example description that is sufficiently detailed to allow the computation of a distance).

If clustering is considered as unsupervised learning of classification or regression trees, the relative error of only the predicted variable or the accuracy with which the class variable can be predicted is a suitable quality criterion. In this case classes should be available for the evaluation of the clustering tree, though not during (unsupervised) learning. Such an evaluation is often done for clusters, see e.g. [Fisher, 1987].

4 TIC: TOP-DOWN INDUCTION OF CLUSTERING TREES

A system for top-down induction of clustering trees called TIC has been implemented as a subsystem of the ILP system TILDE[Blokeel and De Raedt, 1998]. TIC employs the basic TDIDT framework as it is also incorporated in the TILDE system. The main point where TIC and TILDE differ from the propositional TDIDT algorithm is in the computation of the (first order) tests to be placed in a node, see [Blokeel and De Raedt, 1998] for details. Furthermore, TIC differs from TILDE in that it uses other heuristics for splitting nodes, an alternative stopping criterion and alternative tree post-pruning methods. We discuss these topics below.

4.1 SPLITTING

The splitting criterion used in TIC works as follows. Given a cluster C and a test T that will result in two disjoint subclusters C_1 and C_2 of C , TIC computes

the distance $d(p(C_1), p(C_2))$, where p is the prototype function. The best test T is then the one that maximizes this distance. This reflects the principle that the inter-cluster distance should be as large as possible.

If the prototype is simply the mean, then maximizing inter-cluster distances corresponds to minimizing intra-cluster distances, and splitting heuristics such as information gain [Quinlan, 1993] or Gini index [Breiman *et al.*, 1984] can be seen as special cases of the above principle, as they minimize intra-cluster class diversity. In the regression context, minimizing intra-cluster variance (e.g. [Kramer, 1996]) is another instance of this principle.

Note that our distance-based approach has the advantage of being applicable to both numeric and symbolic data, and thus generalises over regression and classification.

4.2 STOPPING CRITERIA

Stopping criteria are often based on significance tests. In the classification context a χ^2 -test is often used to check whether the class distributions in the subtrees differ significantly [Clark and Niblett, 1989, De Raedt and Van Laer, 1995]. Since regression and clustering use variance as a heuristic for choosing the best split, a reasonable heuristic for the stopping criterion seems to be the F-test. If a set of examples is split into two subsets, the variance should decrease significantly, i.e.

$$F = \frac{SS/(n-1)}{(SS_L + SS_R)/(n-2)}$$

should be significantly large (SS is the sum of squared differences from the mean inside the set of examples, SS_L and SS_R is the same for the two created subsets of the examples, n is the total number of examples).³

4.3 PRUNING USING A VALIDATION SET

The principle of using a validation set to prune trees is very simple. After using the training set to build a tree, the quality of the tree is computed on the validation set (predictive accuracy for classification trees, inverse of relative error for regression or clustering trees).

³The F-test is only theoretically correct for normally distributed populations. Since this assumption may not hold, it should here be considered a *heuristic* for deciding when to stop growing a branch, not a real statistical test.

For each node of the tree the quality of the tree if it were pruned at that node Q' is compared with the quality Q of the unpruned tree. If $Q' > Q$ then the tree is pruned.

Such a strategy has been successfully followed in the context of classification and regression (e.g. CART [Breiman *et al.*, 1984]) as well as clustering (e.g. [Fisher, 1996]). Fisher’s method is more complex than ours in that for each individual variable a different subset of the original tree will be used for prediction.

In the current implementation of TILDE validation set based pruning is available for all settings. For clustering and regression it is the only pruning criterion that is implemented. It is only reliable for reasonably large data sets though. When learning from small data sets performance decreases because the training set becomes even smaller and with a small validation set a lot of pruning is due to random influences.

5 EXPERIMENTS

5.1 DATA SETS

We used the following data sets for our experiments:

- **Soybeans:** this database [Michalski and Chilausky, 1980] contains descriptions of diseased soybean plants. Every plant is described by 35 attributes. A small data set (46 examples, 4 classes) and a large one (307 examples, 19 classes) are available at the UCI repository [Merz and Murphy, 1996].
- **Iris:** a simple database of descriptions of iris plants, available at the UCI repository. It contains 3 classes of 50 examples each. There are 4 numerical attributes.
- **Mutagenesis:** this database [Srinivasan *et al.*, 1996] contains descriptions of molecules for which the mutagenic activity has to be predicted. Originally mutagenicity was measured by a real number, but in most experiments with ILP systems this has been discretized into two values (positive and negative). The database is available at the ILP repository [Kazakov *et al.*, 1996].

[Srinivasan *et al.*, 1995] introduce four levels of background knowledge; the first 2 contain only structural information (atoms and bonds in the

molecules), the other 2 contain higher level information (attributes describing the molecule as a whole and higher level submolecular structures). For our experiments the tests allowed in the trees can make use of structural information only (Background 2), though for the heuristics numerical information from background 3 can be used.

- **Biodegradability:** a set of 62 molecules of which structural descriptions and molecular weights are given. The biodegradability of the molecules is to be predicted. This is a real number, but has been discretized into four values (fast, moderate, slow, resistant) in most past experiments. The dataset was provided to us by S. Džeroski but is not yet in the public domain.

The data sets were deliberately chosen to include both propositional and relational data sets. For each individual experiment the most suitable data sets were chosen (w.r.t. size, suitability for a specific task, and relevant results published in the literature).

Distances were always computed from all numerical attributes, except when stated otherwise. For the Soybeans data sets all nominal attributes were converted into numbers first.

5.2 EXPERIMENT 1: PRUNING

In this first experiment we want to evaluate the effect of pruning in TIC on both predictive accuracy and tree complexity. We have applied TIC to two databases: Soybeans (large version) and Mutagenesis. We chose these two because they are relatively large (as noted before, the pruning strategy is prone to random influences when used with small datasets).

For both data sets tenfold crossvalidations were performed. In each run the algorithm divides the learning set in a training set and a validation set. Clustering trees are built and pruned in an unsupervised manner. The clustering hierarchy before and after pruning is evaluated by predicting the class of each test example.

In Figure 2, the average accuracy of the clustering hierarchies before and after pruning is plotted against the size of the validation set (this size is a parameter of TIC), and the same is done for the tree complexity. The same results for the Mutagenesis database are summarised in Figure 3.

From the Soybeans experiment it can be concluded that TIC’s pruning method results in a slight decrease in accuracy but a large decrease in the number of

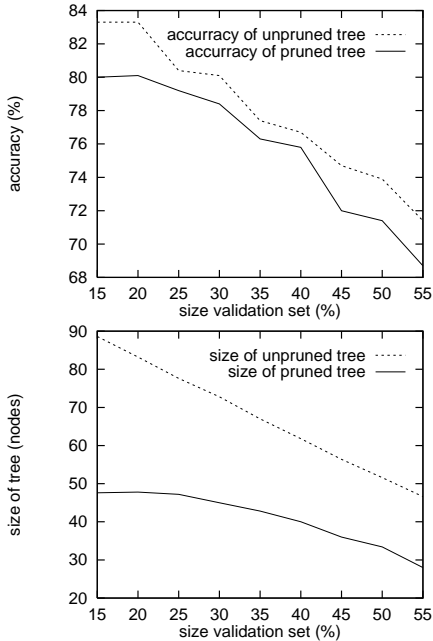


Figure 2: Soybeans: a) Accuracy before and after pruning; b) number of nodes before and after pruning

nodes. The pruning strategy seems relatively stable w.r.t. the size of the validation set. The Mutagenesis experiment confirms these findings (though the decrease in accuracy is less clear here).

5.3 EXPERIMENT 2: COMPARISON WITH OTHER LEARNERS

In this experiment we compare TIC with propositional clustering systems and with classification and regression systems. A comparison with propositional clustering systems is hard to make because few quantitative results are available in the literature, therefore we also compare with supervised learners.

We applied TIC to the Soybean (small) and Iris databases, performing tenfold crossvalidations. Learning is unsupervised, but classes are assumed to be known at evaluation time (the class of a test example is compared with the majority class of the leaf the example is sorted into). Table 1 compares the results with those obtained with the supervised learner TILDE.

We see that TIC obtains high accuracies for these problems. The only clustering result we know of is for COBWEB, which obtained 100% on the Soybean data set. This difference is not significant. TILDE’s ac-

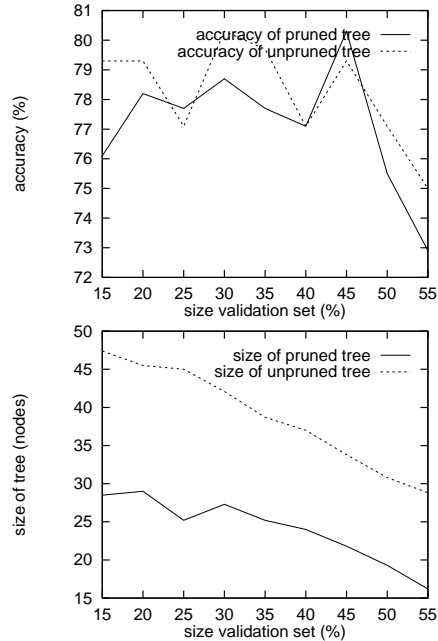


Figure 3: Mutagenesis: Accuracy and size of the clustering trees

| | TIC | | TILDE | |
|---------|------|-----------|-------|-----------|
| | acc. | tree size | acc. | tree size |
| Soybean | 97% | 3.9 nodes | 100% | 3 nodes |
| Iris | 92% | 15 nodes | 94% | 4 nodes |

Table 1: Comparison of TIC with a supervised learner (averages over 10-fold crossvalidation).

curacies don’t differ much from those of TIC which induced the hierarchy without knowledge of the classes. Tree sizes are smaller though.

We have also performed an experiment on the Biodegradability data set, predicting numbers. For this dataset the F-test stopping criterion was used (significance level 0.01), but no validation set was used given the small size of the data set. The distance used is the difference between class values. Table 2 compares TIC’s performance with TILDE’s (classification, leave-one-out) and SRT’s (regression, sixfold).

Our conclusions are that a) for unsupervised learning TIC performs almost as well as other unsupervised or supervised learners, if classification accuracy is measured; and b) while there is clearly room for improvement with respect to using TIC for regression, post-discretization of the regression predictions shows that this approach is competitive with classical approaches to classification.

| | | |
|--------------|-------------------------|--------------|
| l.o.o. TILDE | classification | acc. = 0.532 |
| l.o.o. TIC | regression | RE = 0.740 |
| l.o.o. TIC | classif. via regression | acc. = 0.565 |
| 6-fold SRT | regression | RE = 0.34 |
| 6-fold TIC | regression | RE = 1.13 |

Table 2: Comparison of regression and classification on the biodegradability data (l.o.o.=leave-one-out).

5.4 EXPERIMENT 3: PREDICTING MULTIPLE ATTRIBUTES

Clustering allows to predict multiple attributes. Since examples in a leaf must resemble each other as much as possible, attributes must also agree as much as possible.

By sorting unseen examples down a cluster tree and comparing all attributes of the example with the prototype attributes, we get an idea of how good the tree is. This is an extension of the classical evaluation, as each attribute in turn is a class now.

We did a tenfold crossvalidation for the following experiment: using the training set a clustering tree is induced. Then, all examples of the test set are sorted in this hierarchy, and the prediction for all of their attributes is evaluated. For each attribute, the value that occurs most frequently in a leaf is predicted for all test examples sorted in that leaf.

We used the large soybean database, with pruning. Table 3 summarizes the accuracies obtained for each attribute and compares with the accuracy of majority prediction. The high accuracies show that most attributes can be predicted very well, which means the clusters are very coherent. The mean accuracy of 81.6% does not differ significantly from the $83 \pm 2\%$ reported in [Fisher, 1996].

5.5 EXPERIMENT 4: HANDLING MISSING INFORMATION

It can be expected that clustering, making use of more attributes than just class attributes, is more robust with respect to missing values. We showed in Experiment 2 that unsupervised learners (where the heuristics do not use any class information at all) can yield trees with predictive accuracies close to those of supervised learners, but all class information was still available for assigning classes to leaves after the tree was built.

In this experiment, we measure the predictive accu-

| name | range | default | acc. |
|-----------------|-------|---------|--------------|
| date | 0-6 | 21.2% | 46.3% |
| plant_stand | 0-1 | 52.1% | 85.0% |
| precip | 0-2 | 68.4% | 79.2% |
| temp | 0-2 | 58.3% | 75.6% |
| hail | 0-1 | 68.7% | 71.3% |
| crop_hist | 0-3 | 32.2% | 45.0% |
| area_damaged | 0-3 | 32.9% | 54.4% |
| severity | 0-2 | 49.2% | 63.2% |
| seed_tmt | 0-2 | 45.6% | 51.1% |
| germination | 0-2 | 32.2% | 45.0% |
| plant_growth | 0-1 | 65.8% | 96.4% |
| leaves | 0-1 | 89.3% | 96.4% |
| leafspots_halo | 0-2 | 49.5% | 85.3% |
| leafspots_marg | 0-2 | 52.2% | 86.6% |
| leafspots_size | 0-2 | 47.8% | 87.0% |
| leaf_shread | 0-1 | 75.9% | 81.4% |
| leaf_malf | 0-1 | 87.3% | 88.3% |
| leaf_mild | 0-2 | 83.7% | 88.9% |
| stem | 0-1 | 54.1% | 98.4% |
| lodging | 0-1 | 80.7% | 80.0% |
| stem_cankers | 0-3 | 58.3% | 90.6% |
| canker_lesion | 0-3 | 49.1% | 88.9% |
| fruiting_bodies | 0-1 | 73.6% | 84.3% |
| external_decay | 0-2 | 75.6% | 91.5% |
| mycelium | 0-1 | 95.8% | 96.1% |
| int_discolor | 0-2 | 86.6% | 95.4% |
| sclerotia | 0-1 | 93.2% | 96.1% |
| fruit_pods | 0-3 | 62.7% | 91.2% |
| fruit_spots | 0-4 | 53.4% | 87.0% |
| seed | 0-1 | 73.9% | 85.7% |
| mold_growth | 0-1 | 80.5% | 86.6% |
| seed_discolor | 0-1 | 79.5% | 84.0% |
| seed_size | 0-1 | 81.8% | 88.6% |
| shriveling | 0-1 | 83.4% | 87.9% |
| roots | 0-2 | 84.7% | 95.8% |
| mean | | | 81.6% |

Table 3: Prediction of all attributes together in the Soybean data set

racy of trees when class information as well as other information may be missing, not only for learning, but also for assigning classes to leaves afterwards, and this for several levels of missing information. Our aim is to investigate how predictive accuracy deteriorates with missing information, and to compare clustering systems that use only class information with systems that use more information.

We have used the Mutagenesis data set for this experiment (for each example, there was a fixed probability that the value of a certain attribute was removed from the data; this probability was increased for consecutive experiments), comparing the use of only class information (*logmutag*) with the use of three numerical variables (among which the class) for computing dis-

| available numerical data | logmutag | all three |
|--------------------------|----------|-----------|
| 100% | 0.80 | 0.81 |
| 50% | 0.78 | 0.79 |
| 25% | 0.72 | 0.77 |
| 10% | 0.67 | 0.74 |

Table 4: Classification accuracies obtained for Mutagenesis with several distance functions, and on several levels of missing information.

tances. This experiment is similar in spirits to the ones performed with COLA [Emde, 1994]. Table 4 shows the results. As expected, performance degrades less quickly when more information is available, which supports the claim that the use of more than just class information can improve performance in the presence of missing information.

6 CONCLUSIONS AND RELATED WORK

We have presented a novel first order clustering system TIC within the TDIDT class of algorithms. TIC integrates ideas from concept-learning (TDIDT), from instance based learning (the distances and the prototypes), and from inductive logic programming (the representations) to obtain a clustering system. Several experiments were performed that illustrate the type of tasks TIC is useful for.

As far as related work is concerned, our work is related to KBG [Bisson, 1992], which also performs first order clustering. In contrast to the current version of TIC, KBG does use a first order similarity measure, which could also be used within TIC. Furthermore, KBG is an agglomerative (bottom-up) clustering algorithm and TIC a divisive one (top-down). The divisive nature of TIC makes TIC as efficient as classical TDIDT algorithms. A final difference with KBG is that TIC directly obtains logical descriptions of the clusters through the use of the logical decision tree format. For KBG, these descriptions have to be derived in a separate step because the clustering process only produces the clusters (i.e. sets of examples) and not their description.

The instance-based learner RIBL [Emde and Wettschereck, 1996] uses an advanced first order distance metric that might be a good candidate for incorporation in TIC.

While [Fisher, 1993] first made the link between TDIDT and clustering, our work is inspired mainly by [Langley, 1996]. From this point of view, our

work is closely related to SRT [Kramer, 1996], who builds regression trees in a supervised manner. TIC can be considered a generalization of SRT in that TIC can also build trees in an unsupervised manner, and can predict multiple values. Finally, we should also refer to a number of other approaches to first order clustering, which include Kluster [Kietz and Morik, 1994], [Yoo and Fisher, 1991], [Thompson and Langley, 1991] and [Ketterlin *et al.*, 1995].

Future work on TIC includes extending the system so that it can employ first order distance measures, and investigating the limitations of this approach (which will require further experiments).

Acknowledgements

Hendrik Blockeel is supported by the Flemish Institute for the Promotion of Scientific and Technological Research in Industry (IWT). Luc De Raedt is supported by the Fund for Scientific Research of Flanders.

This work is part of the European Community Esprit project no. 20237, Inductive Logic Programming 2. The authors thank Stefan Kramer, who performed the SRT experiments, Sašo Džeroski, who provided the Biodegradability database, Luc Dehaspe and Kurt Driessens for proofreading the paper, and the anonymous referees for their very valuable comments.

References

- [Bisson, 1992] G. Bisson. Conceptual clustering in a first order logic representation. In *Proceedings of the Tenth European Conference on Artificial Intelligence*, pages 458–462. John Wiley & Sons, 1992.
- [Blockeel and De Raedt, 1998] H. Blockeel and L. De Raedt. Top-down induction of first order logical decision trees. *Artificial Intelligence*, 101(1-2):285–297, June 1998.
- [Breiman *et al.*, 1984] L. Breiman, J.H. Friedman, R.A. Olshen, and C.J. Stone. *Classification and Regression Trees*. Wadsworth, Belmont, 1984.
- [Clark and Niblett, 1989] P. Clark and T. Niblett. The CN2 algorithm. *Machine Learning*, 3(4):261–284, 1989.
- [De Raedt and Blockeel, 1997] L. De Raedt and H. Blockeel. Using logical decision trees for clustering. In *Proceedings of the Seventh International Workshop on Inductive Logic Programming*, volume 1297 of *Lecture Notes in Artificial Intelligence*, pages 133–141. Springer-Verlag, 1997.
- [De Raedt and Džeroski, 1994] L. De Raedt and S. Džeroski. First order *jk*-clausal theories are PAC-learnable. *Artificial Intelligence*, 70:375–392, 1994.

- [De Raedt and Van Laer, 1995] L. De Raedt and W. Van Laer. Inductive constraint logic. In Klaus P. Jantke, Takeshi Shinohara, and Thomas Zeugmann, editors, *Proceedings of the Sixth International Workshop on Algorithmic Learning Theory*, volume 997 of *Lecture Notes in Artificial Intelligence*, pages 80–94. Springer-Verlag, 1995.
- [De Raedt et al., 1997] L. De Raedt, P. Idestam-Almqvist, and G. Sablon. θ -subsumption for structural matching. In *Proceedings of the 9th European Conference on Machine Learning*, pages 73–84. Springer-Verlag, 1997.
- [De Raedt et al., 1998] L. De Raedt, H. Blockeel, L. Dehaspe, and W. Van Laer. Three companions for first order data mining. In S. Džeroski and N. Lavrač, editors, *Inductive Logic Programming for Knowledge Discovery in Databases*, Lecture Notes in Artificial Intelligence. Springer-Verlag, 1998. To appear.
- [De Raedt, 1996] L. De Raedt. Induction in logic. In R.S. Michalski and Wnek J., editors, *Proceedings of the 3rd International Workshop on Multistrategy Learning*, pages 29–38, 1996.
- [Emde and Wettschereck, 1996] W. Emde and D. Wettschereck. Relational instance-based learning. In L. Saitta, editor, *Proceedings of the Thirteenth International Conference on Machine Learning*, pages 122–130. Morgan Kaufmann, 1996.
- [Emde, 1994] W. Emde. Inductive learning of characteristic concept descriptions. In S. Wrobel, editor, *Proceedings of the Fourth International Workshop on Inductive Logic Programming*, volume 237 of *GMD-Studien*, pages 51–70, Sankt Augustin, Germany, 1994. Gesellschaft für Mathematik und Datenverarbeitung MBH.
- [Fisher and Langley, 1985] D. Fisher and P. Langley. Approaches to conceptual clustering. In *Proceedings of the 9th International Joint Conference on Artificial Intelligence*, pages 691–697, Los Altos, CA, 1985. Morgan Kaufmann.
- [Fisher, 1987] D. H. Fisher. Knowledge acquisition via incremental conceptual clustering. *Machine Learning*, 2:139–172, 1987.
- [Fisher, 1993] D. H. Fisher. Database management and analysis tools of machine induction. *Journal of Intelligent Information Systems*, 2, 1993.
- [Fisher, 1996] D. H. Fisher. Iterative optimization and simplification of hierarchical clusterings. *Journal of Artificial Intelligence Research*, 4:147–179, 1996.
- [Hutchinson, 1997] A. Hutchinson. Metrics on terms and clauses. In *Proceedings of the 9th European Conference on Machine Learning*, Lecture Notes in Artificial Intelligence, pages 138–145. Springer-Verlag, 1997.
- [Kazakov et al., 1996] D. Kazakov, L. Popelinsky, and O. Stepankova. ILP datasets page [<http://www.gmd.de/ml-archive/datasets/ilp-res.html>], 1996.
- [Ketterlin et al., 1995] A. Ketterlin, P. Gancarski, and J.J. Korczak. Conceptual clustering in structured databases : a practical approach. In *Proceedings of KDD-95*, 1995.
- [Kietz and Morik, 1994] J.U. Kietz and K. Morik. A polynomial approach to the constructive induction of structural knowledge. *Machine Learning*, 14:193–217, 1994.
- [Kramer, 1996] Stefan Kramer. Structural regression trees. In *Proceedings of the Thirteenth National Conference on Artificial Intelligence*, pages 812–819, Cambridge/Menlo Park, 1996. AAAI Press/MIT Press.
- [Langley, 1996] P. Langley. *Elements of Machine Learning*. Morgan Kaufmann, 1996.
- [Merz and Murphy, 1996] C.J. Merz and P.M. Murphy. UCI repository of machine learning databases [<http://www.ics.uci.edu/~mllearn/mlrepository.html>], 1996. Irvine, CA: University of California, Department of Information and Computer Science.
- [Michalski and Chilausky, 1980] R.S. Michalski and R.L. Chilausky. Learning by being told and learning from examples: an experimental comparison of the two methods of knowledge acquisition in the context of developing an expert system for soybean disease diagnosis. *Policy analysis and information systems*, 4, 1980.
- [Plotkin, 1970] G. Plotkin. A note on inductive generalization. In B. Meltzer and D. Michie, editors, *Machine Intelligence*, volume 5, pages 153–163. Edinburgh University Press, 1970.
- [Quinlan, 1993] J. Ross Quinlan. *C4.5: Programs for Machine Learning*. Morgan Kaufmann series in machine learning. Morgan Kaufmann, 1993.
- [Srinivasan et al., 1995] A. Srinivasan, S.H. Muggleton, and R.D. King. Comparing the use of background knowledge by inductive logic programming systems. In L. De Raedt, editor, *Proceedings of the Fifth International Workshop on Inductive Logic Programming*, 1995.
- [Srinivasan et al., 1996] A. Srinivasan, S.H. Muggleton, M.J.E. Sternberg, and R.D. King. Theories for mutagenicity: A study in first-order and feature-based induction. *Artificial Intelligence*, 85(1,2), 1996.
- [Thompson and Langley, 1991] K. Thompson and P. Langley. Concept formation in structured domains. In D. Fisher, M. Pazzani, and P. Langley, editors, *Concept formation: knowledge and experience in unsupervised learning*. Morgan Kaufmann, 1991.
- [Yoo and Fisher, 1991] J. Yoo and D. Fisher. Concept formation over explanations and problem-solving experience. In *Proceedings of the 12th International Joint Conference on Artificial Intelligence*, pages 630 – 636. Morgan Kaufmann, 1991.