

Event Indexing Systems for Efficient Selection and Analysis of HERA Data

L.A.T. Bauerdick*, Adrian Fox-Murphy, Tobias Haas[†],
Stefan Stonjek and Enrico Tassi[‡]
Deutsches Elektronensynchrotron, Hamburg, Germany

14th November 2018

Abstract

The design and implementation of two software systems introduced to improve the efficiency of offline analysis of event data taken with the ZEUS Detector at the HERA electron-proton collider at DESY are presented. Two different approaches were made, one using a set of event directories and the other using a tag database based on a commercial object-oriented database management system. These are described and compared. Both systems provide quick direct access to individual collision events in a sequential data store of several terabytes, and they both considerably improve the event analysis efficiency. In particular the tag database provides a very flexible selection mechanism and can dramatically reduce the computing time needed to extract small subsamples from the total event sample. Gains as large as a factor 20 have been obtained.

*now at *Fermi National Accelerator Laboratory, Batavia, USA*

[†]on leave at *Stanford Linear Accelerator Laboratory, Stanford, USA*

[‡]now at *NIKHEF, Amsterdam, The Netherlands*

1 Introduction

Large High Energy Physics (HEP) detectors typically have many hundreds of thousands of readout channels and record very large data samples. The task of storing and managing these data is a challenge which requires sophisticated data management techniques. Initially the data provided by the on-line data acquisition system of the detector must be recorded at typical rates of several megabytes per second. Subsequently fast access to the entirety of the data must be provided for reconstruction and analysis.

Various techniques have been employed by different experiments to meet these requirements. Typically the data are stored in sequential format on magnetic tapes inside a robotic tape storage and access system containing thousands of tape cartridges. The tapes are mounted on a tape drive automatically without human intervention, both for reading and writing the data. Currently, typical tape robots provide storage space for up to several hundred terabytes of data. The data accumulated by the ZEUS experiment at the HERA *ep* collider [1, 2] over eight years of operation amount to approximately 35 terabytes. In addition, approximately 40 terabytes of simulation data have been accumulated.

Tape storage systems of the type described above work efficiently when a large fraction of the data to be retrieved is stored on a single tape. This is typically the case for targeted simulation data, but is generally not the case for real event sets when the subset of events required for a particular analysis may be very sparse. When only a small fraction of the events are required and these are spread out over a number of entire tapes, these systems become inefficient. The inefficiency originates both from access to the tapes, typically limited by mechanical constraints in the tape robotics systems, and from access to data on individual tapes, limited by the sequential nature of the data format. The sequential format requires large amounts of data to be read from the tape into the memory of an analyzing computer system in order to extract the desired information.

Various approaches have been used to address this problem. A standard solution involves splitting the data at an early stage into many data samples, often overlapping, according to the foreseen needs of different physics analyses. The split samples are then stored on magnetic tapes or on disks. In either case the data can be analysed efficiently if a high proportion of the events stored in a given sample are required for a particular analysis. However, this method has two disadvantages. Firstly, the data samples from selections for different physics interests will be overlapping, requiring more total storage space than the original sample. Secondly, the criteria used to split the data must be defined at an early stage when the understanding of the data may still be rudimentary. As a result, the splitting may have to be repeated several times as the understanding of the data advances.

The limitations of this method can be avoided if the data are stored using a database management system with appropriate indexing and query facilities. However, conventional database management systems such as the relational database ORACLE[3] have not yet been able to cope with the typical data recording and analysis requirements of large HEP experiments. In particular, in these systems the time needed to retrieve a single event from the global event sample may exceed the computing time needed to analyse the event by orders of magnitude.

In this paper we describe a system which overcomes the limitations described above. The system is built on top of a standard datastore consisting of sequential datafiles stored on magnetic disks or tapes, and uses a commercial object-oriented database management system to provide the missing index and query facilities. The system was designed and implemented for the ZEUS experiment but it could be adapted for use at other large high energy physics experiments in operation or under construction.

2 The Data Recording and Analysis Environment of the ZEUS Experiment

ZEUS is a general-purpose experiment at DESY studying electron-proton collisions at high energies in the HERA electron-proton collider. The experiment was designed and built and is being operated by an international collaboration of 50 institutions and more than 400 physicists. The experimental program is broad and ranges from studies on parton dynamics in the nucleon to searches for new exotic phenomena.

The ZEUS experiment has approximately 300000 electronic channels and operates with the beam crossing time of the HERA collider of 96 ns. For every inverse nanobarn (1nb^{-1}) of integrated luminosity delivered, ZEUS records of the order of 1000 ep collision events. At the design luminosity of HERA of $1.5 \times 10^{-2} \text{ nb}^{-1}\text{s}^{-1}$ this corresponds to a data rate of 15 collision events per second. Between 1992 and 1999, 130 million events were collected. With a data size of approximately 100 kilobytes per event before reconstruction, 13 terabytes of raw data have been written during that period.

Figure 1 shows a schematic diagram of the storage model for ZEUS data. The data are stored as sequential files on magnetic tape cartridges in a tape robotic system. The internal data format is defined by the ADAMO data system [4]. ADAMO uses an Entity-Relationship data model with simple indexing and does not have query facilities.

The data are reconstructed within a few days after they are recorded. The delay is required in order to generate calibration constants for the reconstruction program. The reconstruction program writes two sets of sequential ADAMO files. The first set, known as RDST (Reconstructed Data Summary Tape), contains the complete raw data information and the result from reconstruction. The second set, known as MDST (Mini Data Summary Tape), is a version of the RDST which is optimized for physics data analysis where the raw data information is removed. While the data in RDST format occupy about 150 kilobytes per event, the data in MDST format are reduced to 25 kilobytes per event. In total, the RDST and MDST data samples occupy 20 terabytes on magnetic tape cartridges.

Data access for physics analysis is provided through the ZEUS tape file system (TPFS) [5, 6]. TPFS defines a location-independent name space for all data files. When a named data set is requested by an analysis program, TPFS looks for the corresponding file in a data storage pool consisting of magnetic disks. If the file is not found, TPFS copies the file from the tape store to the disk pool and makes it available for reading by the requesting analysis program. TPFS removes files from the disk pool which have not been used in the last few days, while files which are required frequently are kept permanently

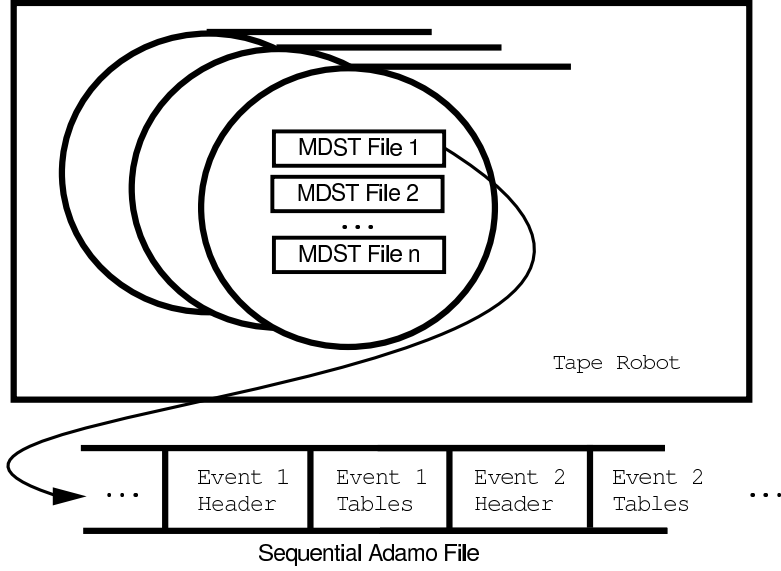


Figure 1: Storage model for sequential ZEUS data on magnetic tapes in ADAMO format.

on disk. In particular, all MDST data are permanently available. For the data taken from 1992 through 1999 the disk pool size is 3 terabytes.

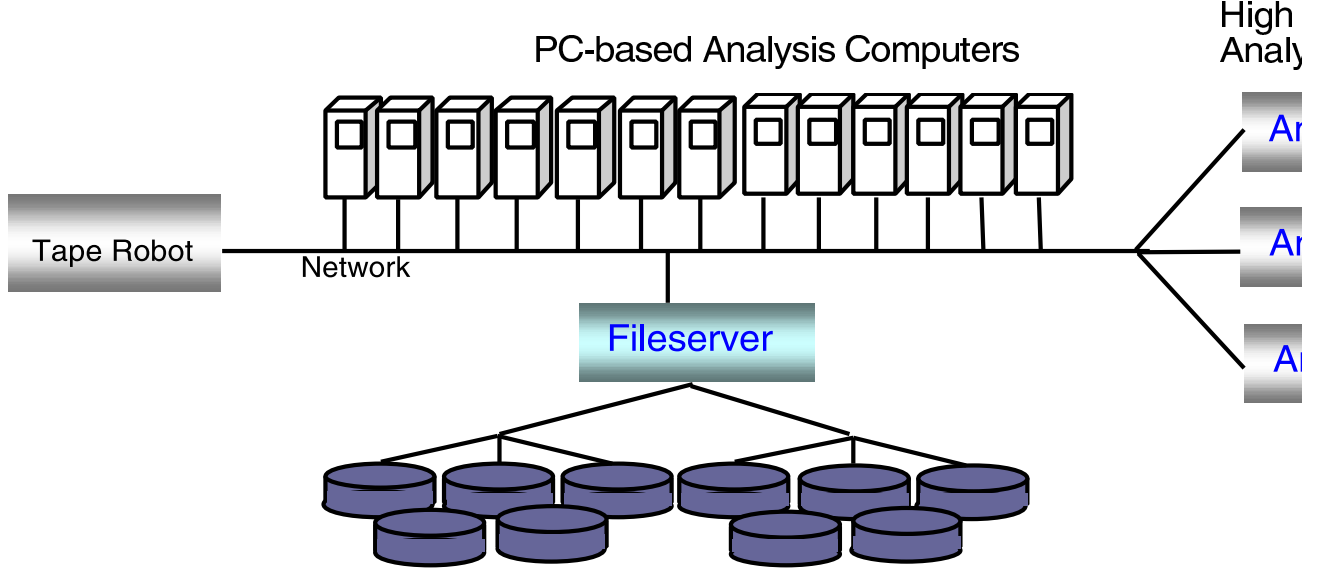


Figure 2: Configuration of the analysis computer system of the ZEUS Experiment.

Figure 2 shows the configuration of the computer system used for analysis of the ZEUS data. The magnetic disks are connected to a central computer that acts as a fileserver. Many different computer systems used for running analysis programs communicate with the fileserver via high-throughput network connections (100MBit Ethernet, GigaBit Ethernet and HIPPI). The tape robot system is connected using similar network connections.

3 Event Directories

In order to remedy the limitations of sequential access to the event data, a system was developed for ZEUS in which single events in the event store are accessed directly using a system of *event directories*. An event directory is an index containing for each event 128 logical event flags as well as the collider run number¹, the event number, and the location of the event in the sequential event store. The event flags are determined once during reconstruction and indicate whether the topology of the event matches each one of a wide range of physics conditions.

The event directory system uses the capability of the ADAMO system to index records in a sequential data file. This index is implemented using a key table. Figure 3 shows the structure of the ADAMO key table. In addition to name and type of record, and run and event number, the table permits storage of four more 32-bit quantities. These are used in the event directory system to encode the 128 event flags.

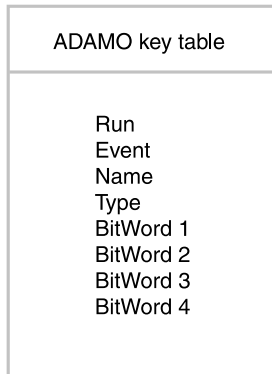


Figure 3: ADAMO key table. A copy of the indicated quantities are stored for each record (i. e. event) in the database together with the offset in the sequential event file.

Figure 4 depicts schematically how event directories are used to access events. The event directory information is stored run-by-run and event-by-event in tables. The tables can be queried from an analysis job. For example a user might request all events where certain conditions on the event flags are fulfilled. The event directory system searches through the event directory tables and for every requested entry it locates the event file, positions the file pointer at the proper offset and reads and decodes the event record. Then control is given to the analysis code to perform whatever data analysis the user wants to perform. For convenience, event directory files are stored in a human readable format. An excerpt from an event directory file is given in Appendix B.

The event directory system was developed for the ZEUS experiment and has been in operation since 1994, working reliably and efficiently. The CPU time overhead required to read ZEUS events through the event directory system is small compared to the event reading time, and much smaller than with the sequential method of reading events.

¹A run is a datataking period with identical trigger conditions. One run typically lasts a few hours and contains up to 300,000 events.

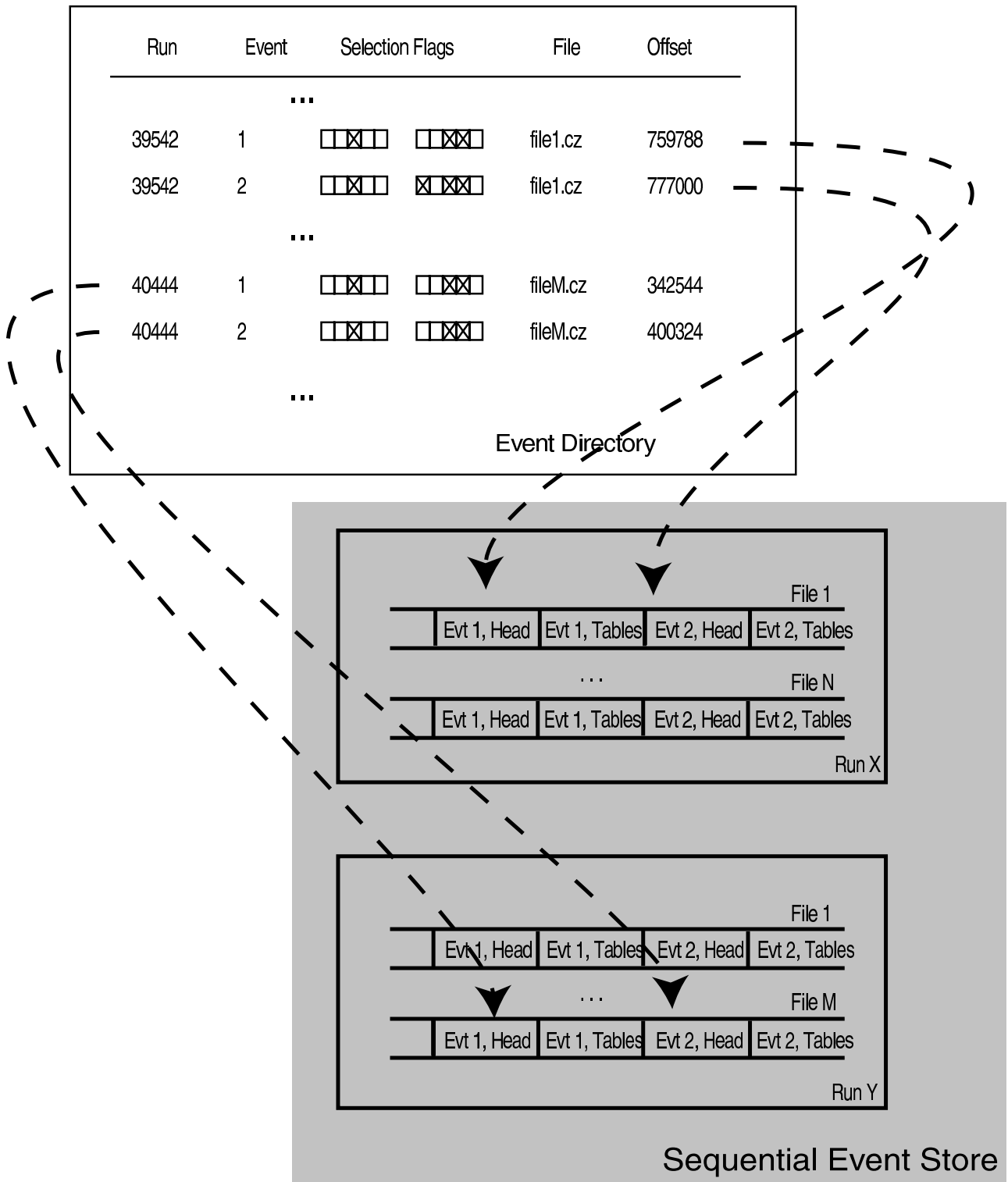


Figure 4: Schematic of the ZEUS event directory system.

4 The Tag Database

While event directories work very efficiently, the event selection power is limited to boolean combinations of precalculated event flags. Furthermore, it is only possible to test those selection conditions which were considered when the event flags were calculated. Also, if quantities on which the selection condition were based have changed – e. g. due to recalibration – the selection may be invalid. This happens quite frequently since analysis methods and detector understanding are evolving quickly. The event flags must be recalculated after every change in the selection procedure. For large data samples this amounts to a major effort that can be afforded only a few times per year.

The number of recalculations can be reduced if more information is stored with each event in the event directory. This information would then be updated when for instance calibration has changed. As more information is stored, the event selection becomes more flexible. For instance, rather than setting a flag when a vertex is found, the reconstructed position of the vertex can be stored instead. In this case, with appropriate database technology, one can select not only those events that have a vertex but also those with a vertex within certain bounds.

Such a system is known as a *tag database* in order to stress its database character and its indexing capabilities and thus distinguish it from the simpler event directories.

The storage requirement for a tag database which stores 200 32-bit quantities for each event in a data sample of 100 million events is 80 gigabytes. In order to be efficient such a system requires advanced database management technology. In particular, the CPU time overhead to retrieve one event from the system must be kept small compared to the time needed to read the sequential event information.

The need for a tag database within the ZEUS experiment became apparent in 1996 when it was recognized that data analysis would have to become much more efficient in order to cope with the ever growing data samples of the experiment. A project was initiated to design and build a tag database with the following goals:

- Provide at least the functionality of the event directory system with equal or greater efficiency.
- Substantially improve the selection capabilities compared to those available with the event directory system.
- Allow for growth. The database technology should not limit future growth of the system. In particular, the system was required to be capable of handling event samples of several terabytes in size and to be capable of storing not only the tag information but also the entire data of the experiment, which may be required in the future.
- Provide an implementation backwards-compatible with the existing system and require only minimal changes to the physics analysis codes.
- Ensure that in addition to serving as an event index, the tag database be usable standalone as a compact data sample.

- Allow simple maintenance of the system. In particular, it was required to be able to partially update the database quickly when needed.

5 Implementation of the ZEUS Tag Database

The ZEUS tag database was implemented using the Objectivity/DB database management system. This commercial software product of Objectivity Inc. [7] is an object-oriented database management system based on the concept of database federations. Objectivity/DB can handle databases up to a limit of 10000 petabytes.

A number of other HEP experiments are currently using or planning to use Objectivity/DB for their event storage. An example is the BaBar experiment at SLAC [8] which was the first HEP experiment to choose this product. Other examples are the future experiments at the CERN LHC, for which the RD45 project at CERN [9] had studied databases with sizes of up to several terabytes in order to establish that Objectivity/DB could be used for storing the event data of the LHC experiments. These experiments expect to record data samples of several petabytes, about two orders of magnitude larger than the volume expected for the ZEUS event data.

The code for the ZEUS tag database system is written in C++. This was the natural choice given the selection of an object-oriented database management system. Since most ZEUS code is written in FORTRAN, it was necessary to provide an interface layer in order to make the system usable by all physicists in the experiment with minimal modifications to their analysis codes. This layer mimics the existing FORTRAN interface layer between the analysis codes and the data storage.

Figure 5 shows the data model of the tag database at different levels of detail. Figure 5(a) shows event and MDST objects. An event object contains run and event numbers as well as a variable-length array of more than 200 event variables with information on kinematics, identified particles, calorimetry, tracking and jets, as well as the selection bits used in event directories. An overview of the stored variables is given in Appendix A. All events of a given run are stored in one *container* of Objectivity/DB. Several of these containers are grouped together into one *database* of the federation. The size of these databases is kept small (around 200 MB) for convenience of data management. This is illustrated in Figure 5(b). Finally, as shown in Figure 5(c), all these databases make up the *federated database*. Figure 5(c) also shows how additional event data could be stored in the system. This part could be implemented in the future if needed.

6 Performance

The overhead in computing time generated by an event indexing system such as either the event directory system or the tag database must be held small in comparison to the time needed to read and analyse events from the sequential event store. Both the event directory system and the tag database were designed with this consideration in mind and their performance is being monitored regularly.

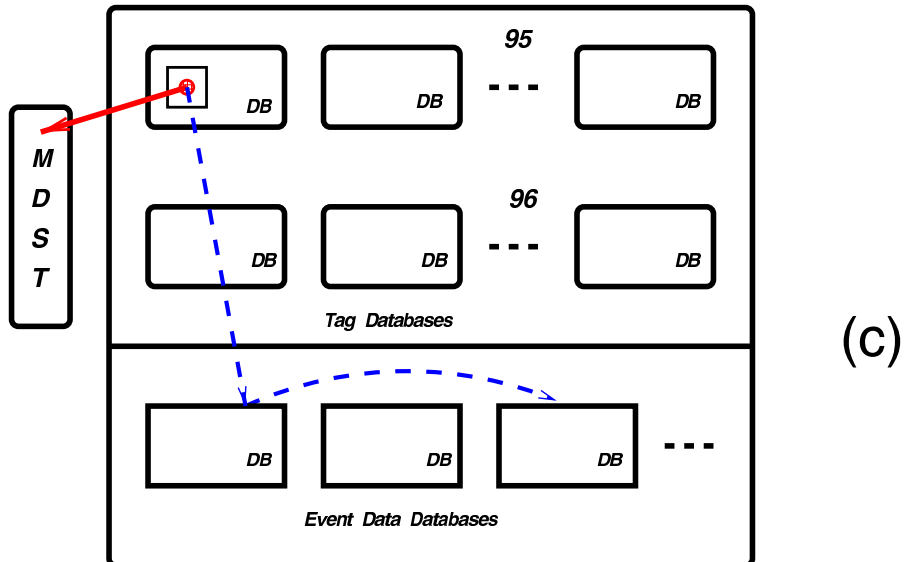
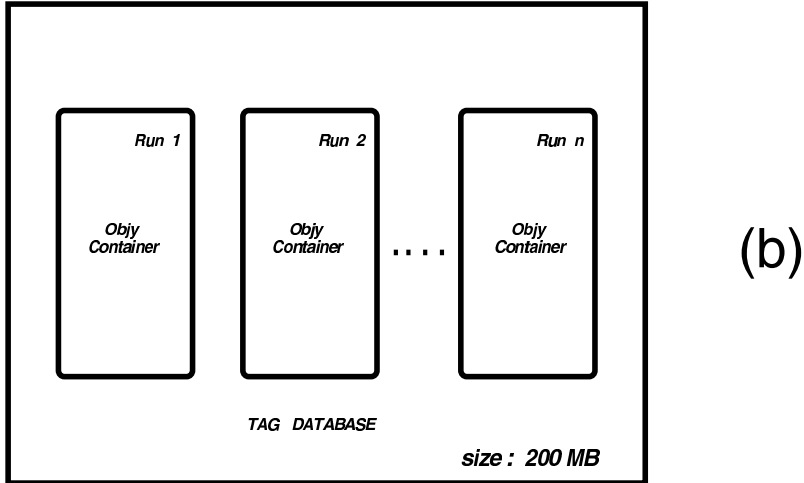
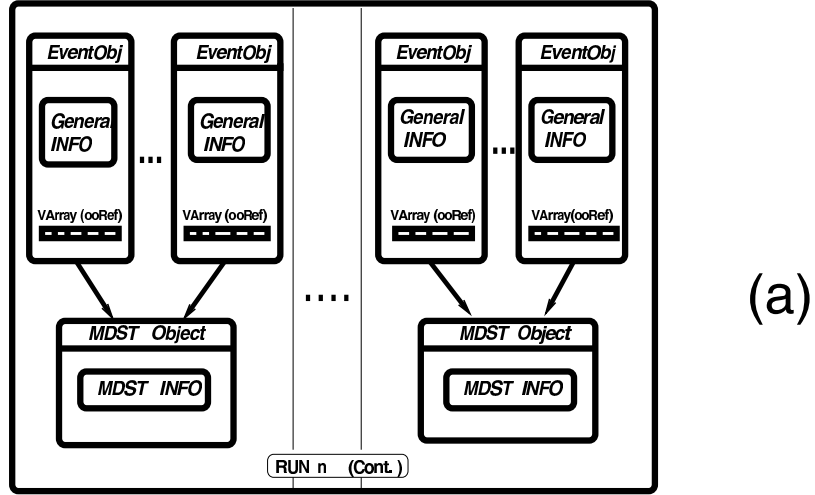


Figure 5: A sketch of the data model of the ZEUS tag database.

Table 1 shows measurements of the CPU time overhead from the event directory system. These times were measured on a Silicon Graphics Challenge XL computer [10] with R10000 processors running at 194 MHz. 10000 events were read in four different ways.

Selection	Time
Sequential Read	200 s
Event Directory, No Selection	190 s
Event Directory, Selection 1 out of 2	190 s
Event Directory, Selection 1 out of 20	260 s

Table 1: Computing time used for reading 10000 events from disk with the ZEUS Event Directory system. The times are CPU time measured on a Silicon Graphics Challenge XL computer with R10000 processors running at a clock rate of 194 MHz. Events were read, but not analysed.

In the first measurement (labelled “Sequential Read” in Table 1), all events were read sequentially from the event store without using the event directory system. About 20 ms of CPU time were required to read one event. In the second case (“Event Directory, No Selection”), events were accessed using the event directory system without applying any selection. The time required was slightly smaller than when the data were accessed without using the event directories. This is due to the fact that in addition to the event data the sequential event store contains test and calibration information which in the first measurement was read and ignored. The event directory system skips unused non-event data without ever reading it. In the third measurement (“Event Directory, Selection 1 out of 2”), a selection was applied which picked approximately one out of every two events. No significant overhead was observed in this case. Only when a stronger selection is applied does the event directory overhead become considerable. This can be seen in the fourth measurement (“Event Directory, Selection 1 out of 20”), where a selection was applied which selected approximately one out of every twenty events. The overhead here compared to the previous measurement was 70 seconds. Since 200,000 events had to be scanned to select 10,000 events, this corresponds to a CPU time of 0.3 ms per scanned event.

The performance of the tag database is illustrated in Figures 6(a) and (b). Figure 6(a) shows the rate of events processed by the tag database as a function of the number of variables used in the query. A maximum number of 6 variables was used for the measurement since this is a typical number of variables used for data analyses. For an empty query a rate of 5000 events per second is reached. For non-empty queries the rate decreases only weakly with increasing the number of variables in the query, remaining above 3500 events per second, i.e. 0.28 ms per event. This shows that the performance of the tag database is similar to that of the event directory system, even though much more information is stored in the database. Figure 6(b) shows the rate of events processed as a function of the total number of events contained in the tag database. In this case a query involving two variables was used. No dependence of the rate on the size of the database is observed. These two observations confirm that the tag database has a CPU time overhead which is even smaller than that of the event directory method. Thus the tag database exceeds the required performance.

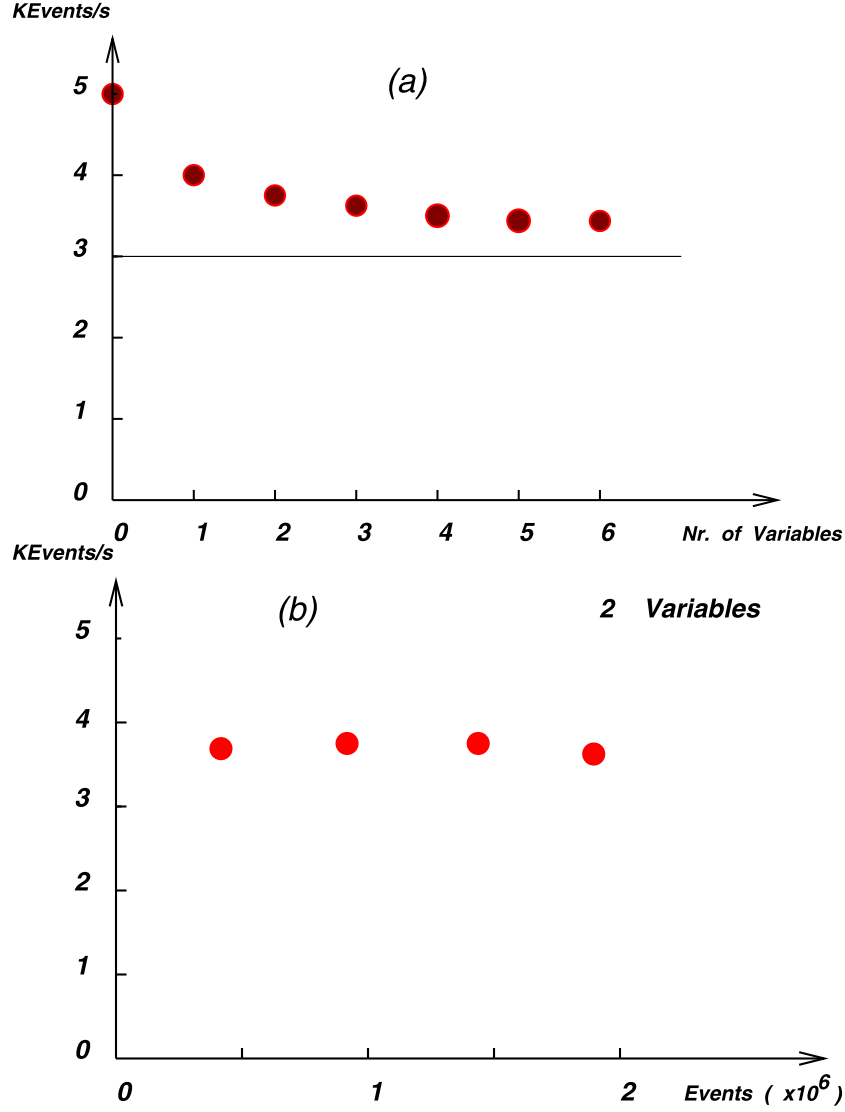


Figure 6: The rate of events processed using the ZEUS tag database (a) as a function of the number of variables used inside the query and (b) as a function of the total number of events stored in the tag database. The measurements were done with a prototype implementation of the tag database using Objectivity/DB version 3.8 on a Silicon Graphics Challenge XL machine with R4400 processors running at a clock rate of 150 MHz.

The gain in analysis efficiency achieved using either event directories or the tag database is illustrated in Table 2. The first row shows the CPU time required to read 25,000

System	Selection	Events scanned	Events selected	Time
Sequential Data	No Selection	25000	25000	485 s
Event Directory	One electron found	25000	11000	203 s
Tag Database	One electron found	25000	11000	197 s
Event Directory	$E_T > 30$ GeV	45000	2750	793 s
Tag Database	$E_T > 30$ GeV	45000	2750	105 s

Table 2: Comparison of computing time required for different selections for event directories and tag database. The times are CPU time measured on a Silicon Graphics Challenge XL computer with R10000 processors running at a clock rate of 194 MHz. Events were read but not analysed.

events. About 20 ms are needed to read one event from the sequential event store. The second and third rows show the times required to select the 11,000 events that contain at least one electron candidate from a total sample of 25,000 events using either event directories or the tag database. The CPU requirement is almost the same in both cases. It corresponds again to about 20 ms per event. The fourth and fifth rows give the time required to select the 2,750 events with transverse energy greater than 30 GeV from a total of 45,000 events. The result from using event directories is shown in the fourth row. In this case the total time corresponds to the time required to read all 45,000 events from the sequential event store since the event directories have no precalculated flags for the query $E_T > 30$ GeV. The fifth row shows the result when using the tag database. In this case the tag database is almost an order of magnitude faster. This is possible since the tag database stores the value of the transverse energy for each event. Hence the time used is governed by the time needed to read in the selected events only. This illustrates the power of the tag database.

7 Summary

The offline data storage environment of the ZEUS experiment uses a sequential event store together with two different indexing systems, an event directory system and a tag database. Both systems were developed after the experiment had started taking data. They improve the efficiency of accessing events and hence the efficiency with which data analyses can be performed.

The event directories and the tag database have different selection capabilities. Event directories are limited to selections based on combinations of a set of 128 event flags which are calculated once during reconstruction of the data. The tag database extends the selection capabilities substantially. Selection based on the values of over 200 floating point variables and a large number of flags can be performed. Furthermore the tag database can also be used independently of the sequential event store as a compact standalone data sample. The tag database could readily be extended to contain more variables, even to include the complete event information.

The event directories are implemented using the same technology as for the sequential event store, namely the ADAMO data system. The tag database uses the commercial object-oriented database management system “Objectivity/DB”.

It has been demonstrated that the CPU time overhead introduced by either system is small – at the level of 1% of the total CPU time required to read complete events. A substantial reduction in the CPU time required to select events has been achieved. Using event directories, savings of the order of a factor 2 to 3 have been achieved, while for the tag database savings as large as a factor 20 are observed. Thus, the use of the tag database has dramatically improved the efficiency of data analysis within the ZEUS collaboration.

References

- [1] ZEUS Collaboration, M. Derrick et al., *A Measurement of σ_{tot} (Gamma Proton) at $\sqrt{s}=210$ GeV*, Physics Letters B 293 (1992) 465-477.
ZEUS Collaboration, *The ZEUS Detector, Status Report*, DESY 1993.
<http://www-zeus.desy.de>.
- [2] R. D. Peccei (Ed), *Proceedings of the HERA Workshop*, DESY 1987.
- [3] <http://www.oracle.com>
- [4] G.Kellner, *Development of software for Aleph using structured techniques*, ; Comp. Phys. Comm. 45 (1987).
Z.Qian et al., *Use of the ADAMO Data Management System within ALEPH*, Comp. Phys. Comm. 45 (1987).
H.Kowalski et al., *Investigation of ADAMO performance in the ZEUS calorimeter reconstruction program.*, Comp. Phys. Comm. 57 (1989).
S.M. Fisher, P. Palazzi, *The ADAMO System Programmers Manual*, CERN ECP and RAL.
- [5] O. Manczak, *ZARAH Tape File System*, ZEUS Note 96-045, DESY 1996.
D. Wilkinson and O. Manczak, *The Naming Convention for the ZARAH Data Store*, ZEUS Note 96-046, DESY 1996.
- [6] A. Buijs, J.D. Hobbs, B. Panzer-Steindel, N.K. Watson and A.M. Lee,
Distributed Physics Analysis in the OPAL Experiment, Proc. Int. Conf. Comp. High Energy Phys., C. Verker and W. Wojcik, Eds., Annecy 1992.
- [7] <http://www.objectivity.com>
- [8] The BaBar Collaboration, *Technical Design Report*, SLAC 1995.
- [9] J. Shiers, *CERN RD45 Status, A Persistent Object Manager for HEP*,
Proc. Int. Conf. Comp. High Energy Phys., Berlin 1997.
- [10] <http://www.sgi.com>

A List of Physics Analysis Quantities stored inside the ZEUS Tag Database

The following list describes the physics quantities that are stored inside the ZEUS tag database. These quantities can be used to selected complete events from the event store. They can also be used directly as a very compact data sample.

1. Run and Event Number (2 integer variables),
2. Flags:
 - First Level Trigger Flags (64 1-Bit quantities),
 - Second Level Trigger Flags (192 1-Bit quantities),
 - Third Level Trigger Flags(352 1-Bit quantities),
 - Offline Event Selection Flags (128 1-Bit quantities; same as Event Directory flags),
 - Miscellaneous Flags (64 1-Bit quantities),
3. First Candidate for Deep Inelastically Scattered Electron, Algorithm A:
 - Calorimeter Energy and Position measurements (13 floating point variables),
 - Position measurements from other detector components (11 floating point variables),
4. Second Candidate for Deep Inelastically Scattered Electron, Algorithm A (5 floating point variables),
5. First Candidate for Deep Inelastically Scattered Electron, Algorithm B:
 - Calorimeter Energy and Position measurements (13 floating point variables),
 - Position measurements from other detector components (11 floating point variables),
6. Second Candidate for Deep Inelastically Scattered Electron, Algorithm B (5 floating point variables),
7. Estimators for Event Kinematics:
 - Using electron from algorithm A (7 floating point variables),
 - Using electron from algorithm B (7 floating point variables),
8. Global Calorimeter Variables:
 - Total energy, transverse energy, missing transverse energy (26 floating point variables),
 - Energy in different calorimeter parts. (3 floating point variables),

- Hadronic four vectors with 2 different methods (8 floating point variables),
- Tracking Quantities:
 - Number of Primary and Secondary Tracks, Vertex Positions (10 floating point variables),
 - Transverse energy from tracking (5 floating point variables),
 - Luminosity Measurement Information (6 floating point variables),
 - Information from the Muon System (7 floating point variables),
 - Identified Muons (6 floating point variables),
 - Leading Proton Measurement (7 floating point variables),
 - Beampipe Calorimeter Measurement (7 floating point variables),
 - Forward Neutron Measurement (5 floating point variables),
 - Low Angle Tagging Devices (7 floating point variables),
 - Jet Measurement from 4 Different Jet Finders (28 floating point variables),
 - Charmed Mesons, D^* , $D0$, D_S (15 floating point variables).

B Example of a ZEUS Event Directory File

TABLE 10

[...]

```
/* ZEDFILEX (ID, Name(4), Options) */
1, 'MDST2.D000331.T224552.R035762A.cz', ' ', ' ', ' ', ' ',
  'MEDIUM=COMP,DRIVER=FZ,FILFOR=EXCH,SFGET';
END TABLE
```

TABLE 11

```
/* ZEDMETAX (ID, Name, OFF) */
1, 'HSYOUT', 137;
2, 'HEAD', 62751;
3, 'MDSTDFLOOV0', 63757;
END TABLE
```

TABLE 12

```
/* ZEDIRX (ID, GAFTyp, Nr1, Nr2, TStam11, TStam12, TStam21, TStam22, OFF) */
1, 'EVTf', 35762, 16, X'00000468', X'00000060', X'000000000', X'0000000', 62751;
2, 'EVTf', 35762, 17, X'000000068', X'00000040', X'000000000', X'0000000', 90011;
3, 'EVTf', 35762, 20, X'20000460', X'0002020', X'120000000', X'0400000', 102480;
4, 'EVTf', 35762, 21, X'000000028', X'00000040', X'000000000', X'0000000', 131195;
5, 'EVTf', 35762, 22, X'20008A60', X'0102000', X'000000000', X'0000000', 142054;
6, 'EVTf', 35762, 23, X'000000068', X'00000040', X'000000000', X'0000000', 151840;
```

[...]

}