

An Exactly Solvable Two-Way Traffic Model with Ordered Sequential Update

M. E. Fouladvand^{1,3*} and H.-W. Lee²

¹ Department of Physics, Sharif University of Technology,
P.O.Box 11365-9161, Tehran, Iran

² School of Physics, Korea Institute for Advanced Study,
207-43 Cheongryangri-dong, Dongdaemun-gu, Seoul 130-012, Korea

³ Institute for Studies in Theoretical Physics and Mathematics,
P.O.Box 19395-5531, Tehran, Iran

Abstract. Within the formalism of the matrix product ansatz, we study a two-species asymmetric exclusion process with backward and forward site-ordered sequential updates. This model describes a two-way traffic flow with a *dynamic impurity* and shows a phase transition between the free flow and the traffic jam. We investigate characteristics of this jamming and examine similarities and differences between our results and those with the random sequential update [1].

1 Introduction

A variety of phenomena can be modeled by the one dimensional asymmetric simple exclusion process (ASEP) and its generalizations (see [2,3] and references therein). The model has a natural interpretation as a description of traffic flow and constitutes a basis for more realistic ones [4,5]. In traffic flow theories, the formation of traffic jams due to “impurities” is one of the fundamental problems.

In the ASEP models, two kinds of impurities are discussed in the literature. The first one is “dynamic” impurities, i.e., defective particles which jump with a rate lower than others [1,6,7,8]. In the traffic terminology, such moving defects can be visualized as slow cars on a road. The other kind is “static” impurities such as imperfect links where the hopping rate is lower than in other links [9,10,11,12]. Both types of impurities can produce shocks in a system. Presently a limited amount of exact results is available for the shock formation and most of them are for models with the random sequential update [1,6,7].

The implementation of the update is an essential part of the definition of a model and it is of prime interest to determine whether distinct updating schemes can produce different behaviors. The aim of this work is to investigate consequences of changing the updating scheme of the model. Here, we study an exactly solvable traffic model with two types of ordered sequential updates, which is identical to the model studied in Ref. [1] except for the updating schemes.

* E-mail: foolad@theory.ipm.ac.ir

2 Model Definitions and Matrix Product Ansatz

2.1 Two-Way Traffic Model

Consider two parallel one dimensional chains, each with N sites and the periodic boundary condition. There are M cars and K trucks in the first and the second chain, respectively, and cars move to the right while trucks move to the left. We introduce inter-chain interaction that forbids a car and a truck to occupy two parallel sites simultaneously. Then the state of the system can be described by a single set of occupation numbers $(\tau_1, \tau_2, \dots, \tau_N)$ where $\tau_i = 0$ (empty site), 1 (occupied by a car), or 2 (occupied by a truck). There are three possible hopping processes:

$$\begin{aligned} \text{(i) Car hopping with rate } \eta & : (1, 0) \rightarrow (0, 1) \\ \text{(ii) Truck hopping with rate } \eta\gamma & : (0, 2) \rightarrow (2, 0) \\ \text{(iii) Car-truck exchange with rate } \frac{\eta}{\beta} & : (1, 2) \rightarrow (2, 1) . \end{aligned} \quad (1)$$

The reduction factor β ($1 \leq \beta \leq \infty$) is related to the width of roads: $\beta = 1$ corresponds to a very wide road or a highway with a lane divider, and $\beta = \infty$ corresponds to a one lane road. Thus the value $1 - 1/\beta$ can be used as a measure of the road narrowness.

Recently the model is studied with the random sequential update (RSU). In an infinitesimal time interval dt , each link is updated with the probability that is the product of the relevant rate and dt [Since η does not affect the dynamics at all in the RSU scheme, we choose $\eta = 1$ for the RSU scheme].

Alternatively the ordered sequential update (OSU) can be used. One first chooses a particular site, i.e. the site N , and updates the state of the links consecutively either in the backward direction $(N, N-1), (N-1, N-2), \dots, (1, N)$ [backward sequential update (BSU)] or in the forward direction $(N, 1), (1, 2), \dots, (N-1, N)$ [forward sequential update (FSU)]. In contrast to the RSU update, the time is discrete in the BSU and FSU schemes, and in each time step, hopping occurs in links with the probabilities that are equal to the rates in Eq. (1).

2.2 Matrix product state

The two-way traffic model is equivalent to a two-species ASEP and it can be solved exactly by the method of the matrix product state (MPS). In the RSU scheme, the steady state weight P_s of a given configuration $(\tau_1, \tau_2, \dots, \tau_N)$ is proportional to the trace of the normal product of some matrices [1]:

$$P_s(\tau_1, \tau_2, \dots, \tau_N) \sim \text{Tr}(X_1 X_2 \dots X_N) \quad (2)$$

where $X_i = D$ for $\tau_i = 1$; E for $\tau_i = 2$; and A for $\tau_i = 0$, and these matrices satisfy the quadratic algebra

$$DE = D + E, \quad \alpha AE = A, \quad \beta DA = A \quad (\alpha \equiv \beta\gamma) . \quad (3)$$

In a similar way, P_s in the BSU (FSU) scheme can be written as follows:

$$P_s(\tau_1, \tau_2, \dots, \tau_N) \sim \text{Tr}(X_1 X_2 \cdots \hat{X}_N) \quad (4)$$

where $X_i = D, E$, or A ($\hat{X}_N = \hat{D}, \hat{E}$, or \hat{A}) depending on τ_i (τ_N). Note that the matrices at the site N are different from those at other sites [13]. The presence of the hatted matrix in Eq. (4) breaks the translational invariance of the problem. In Ref. [14], it is shown that with a simple assumption,

$$\hat{A} = A + a, \quad \hat{D} = D + d, \quad \hat{E} = E + e, \quad (5)$$

where a, d , and e are carefully chosen real numbers, the relevant matrix algebra for A, D, E becomes identical to the one in Eq. (3) except for the renormalizations of α and β to $\tilde{\alpha}$ and $\tilde{\beta}$. In the BSU scheme, the choice $a = 0, d = -\eta/\beta, e = \eta/(\beta - \eta)$ gives $\tilde{\alpha} = \alpha(\beta - \eta)/(\beta - \alpha\eta)$, $\tilde{\beta} = \beta$, and in the FSU scheme, the choice $a = 0, d = \eta/(\beta - \eta), e = -\eta/\beta$ results in $\tilde{\alpha} = \alpha$, $\tilde{\beta} = (\beta - \eta)/(1 - \eta)$.

3 Average Velocities

In this section we consider the special case where there is only one truck and evaluate average velocities. The MPS method allows exact evaluations of velocities. We first present the car velocity in the thermodynamic limit. In the BSU scheme,

$$\langle v_{\text{car}} \rangle = \begin{cases} \frac{\eta}{1 - \eta n} (1 - n) & \text{if } n\tilde{\beta} \leq 1 \\ \frac{\eta}{\beta - \eta} \frac{1 - n}{n} & \text{if } n\tilde{\beta} \geq 1, \end{cases} \quad (6)$$

and in the FSU scheme,

$$\langle v_{\text{car}} \rangle = \begin{cases} \frac{\eta(1 - n)}{1 - \eta(1 - n)} & \text{if } n\tilde{\beta} \leq 1 \\ \frac{\eta}{\tilde{\beta}} \frac{(1 - n)}{n} & \text{if } n\tilde{\beta} \geq 1. \end{cases} \quad (7)$$

Figs. 1(a) and (b) show the behaviors of $\langle v_{\text{car}} \rangle$ in the two updating schemes as a function of the road narrowness $1 - \frac{1}{\tilde{\beta}}$ while the values of $\eta, \gamma (= \frac{\alpha}{\beta})$ and n are fixed. In both schemes, a continuous phase transition is evident: While $\langle v_{\text{car}} \rangle$ is constant below the critical narrowness, it begins to drop suddenly at the critical narrowness ($n\tilde{\beta} = 1$), generating a cusp. Thus above the critical narrowness, a single truck results in global effects. The functional dependence of the decrease differs in the two updating schemes.

The exact expressions for the truck velocity, on the other hand, are rather lengthy especially below the critical narrowness and we present the functional




Fig. 1. (a) Average velocity of cars in the BSU and RSU schemes for $n = 0.3$ and different values of η . (b) Average velocity of cars in the FSU and RSU schemes for $n = 0.3$ and different values of η . (c) Average velocity of the truck in the BSU and RSU schemes for $n = 0.3$ and different values of η . (d) Average velocity of the truck in the FSU and RSU schemes for $n = 0.3$ and different values of η . After Ref. [14].

dependence on the road narrowness only through figures [Figs. 1(c) and (d)]. For exact expressions, see Ref. [14]. The appearance of a continuous transition at the critical narrowness ($n\tilde{\beta} = 1$) is clear and the functional dependence of the truck velocity again differs in the two updating schemes.

4 Density Profile

In the RSU scheme, the probability to find a car at a site depends only on its relative distance x to the truck due to the translational invariance. In Ref. [1], it is found that in the high density phase $n\beta \geq 1$, the probability or density profile $\langle n(x) \rangle$ becomes

$$\langle n(x) \rangle = \begin{cases} 1 & \text{for } \frac{x}{N} \leq \frac{n\beta-1}{\beta-1} \\ \frac{1}{\beta} & \text{otherwise .} \end{cases} \quad (8)$$

Note that the system consists of two regions, a traffic jam region in front of the truck and a free flow region behind it. In the low density phase $n\beta \leq 1$, on the other hand, the presence of the truck has only local effects. In the thermodynamic limit, the car density becomes

$$\langle n(x) \rangle = n \left\{ 1 + \frac{(\alpha + \beta - 1)(1 - n)}{1 - n + \alpha n} (n\beta)^x \right\} \quad (9)$$

which shows that the disturbance by the truck decays exponentially with a characteristic length scale $|\ln(n\beta)|^{-1}$.

In the ordered sequential updates, complications occur in the definition of the probability itself. Since the choice of a particular site as a starting point of the update breaks the translational invariance, the probability to find a car at x sites in front of the truck depends not only on the relative distance x but also on the truck location. This unnecessary complication can be avoided by choosing the starting point in an even way. In Ref. [14], it is found that with this “homogeneous” choice, the expressions for the probability in the BSU and the FSU scheme become *identical* to Eqs. (8,9) except for the replacement of the bare parameters α and β with the renormalized ones $\tilde{\alpha}$ and $\tilde{\beta}$.

5 Concluding remarks

Characteristics of an exactly solvable two-way traffic model are investigated with the OSU scheme and both qualitative and quantitative differences are found compared to those with the RSU scheme [1]. Our approach is based on the so-called matrix product formalism which allows analytic solutions. In the OSU schemes, the choice of a particular site as a starting point of the update breaks the translational invariance of the steady state measure, which is also

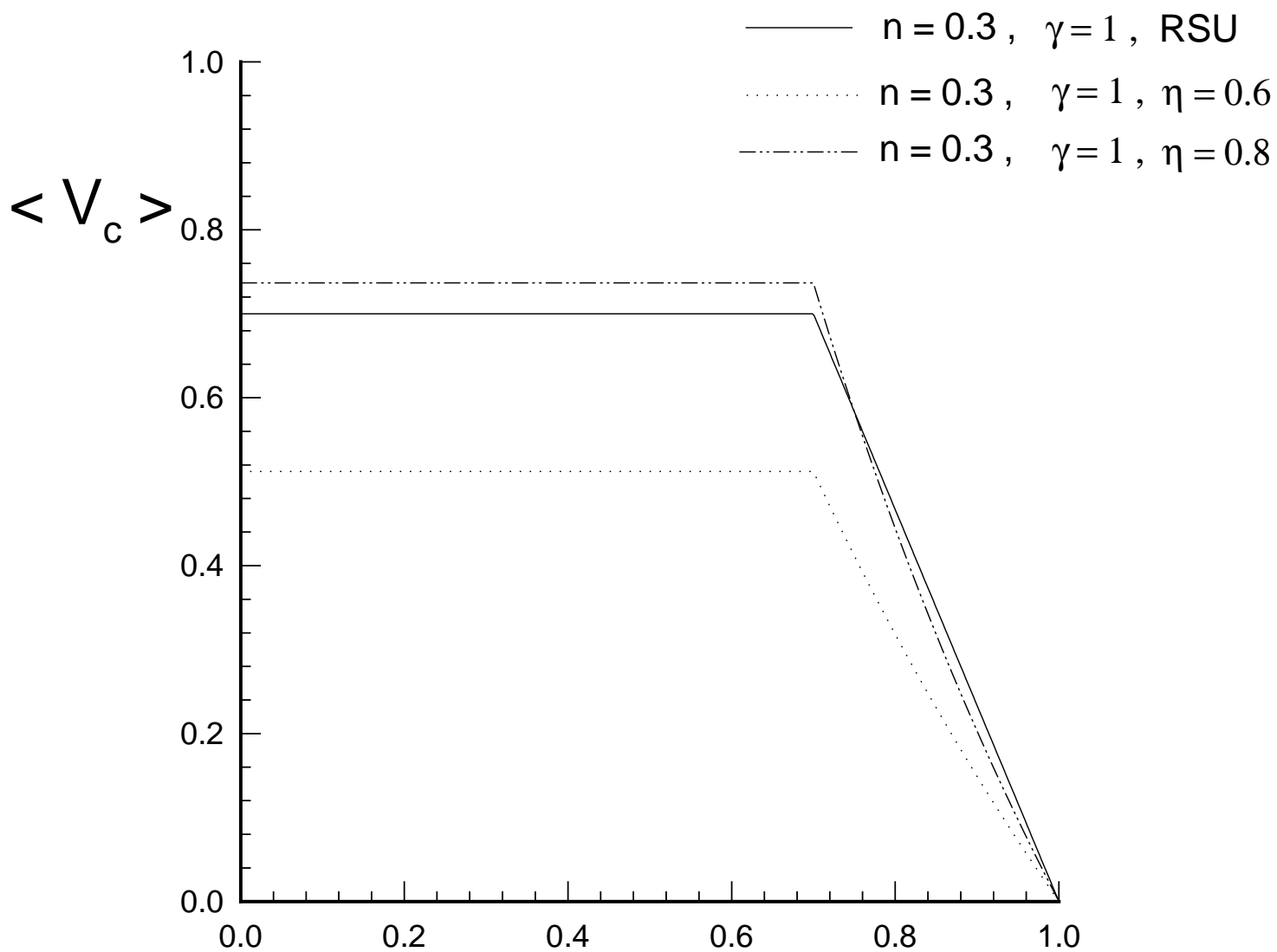
evident in the form of the MPS. Thus an averaging over the different choices of the update starting point is necessary to restore the translational invariance to the system. Performing the translationally invariant averaging, it is found that for characteristics such as the density profile of cars and the density-density correlation function, the differences in the updating schemes can be fully taken into account by the proper renormalization of the parameters α and β . However this is not the case with average velocities. Changing the update scheme affects velocities in a more complicated manner and the renormalization of the parameters is not sufficient to account for different behaviors of $\langle v_{\text{car}} \rangle$ and $\langle v_{\text{truck}} \rangle$ in different updating schemes. Especially the dependence of $\langle v_{\text{car}} \rangle$ and $\langle v_{\text{truck}} \rangle$ on the road narrowness $1 - \frac{1}{\beta}$ can vary qualitatively depending on the updating schemes.

Acknowledgments

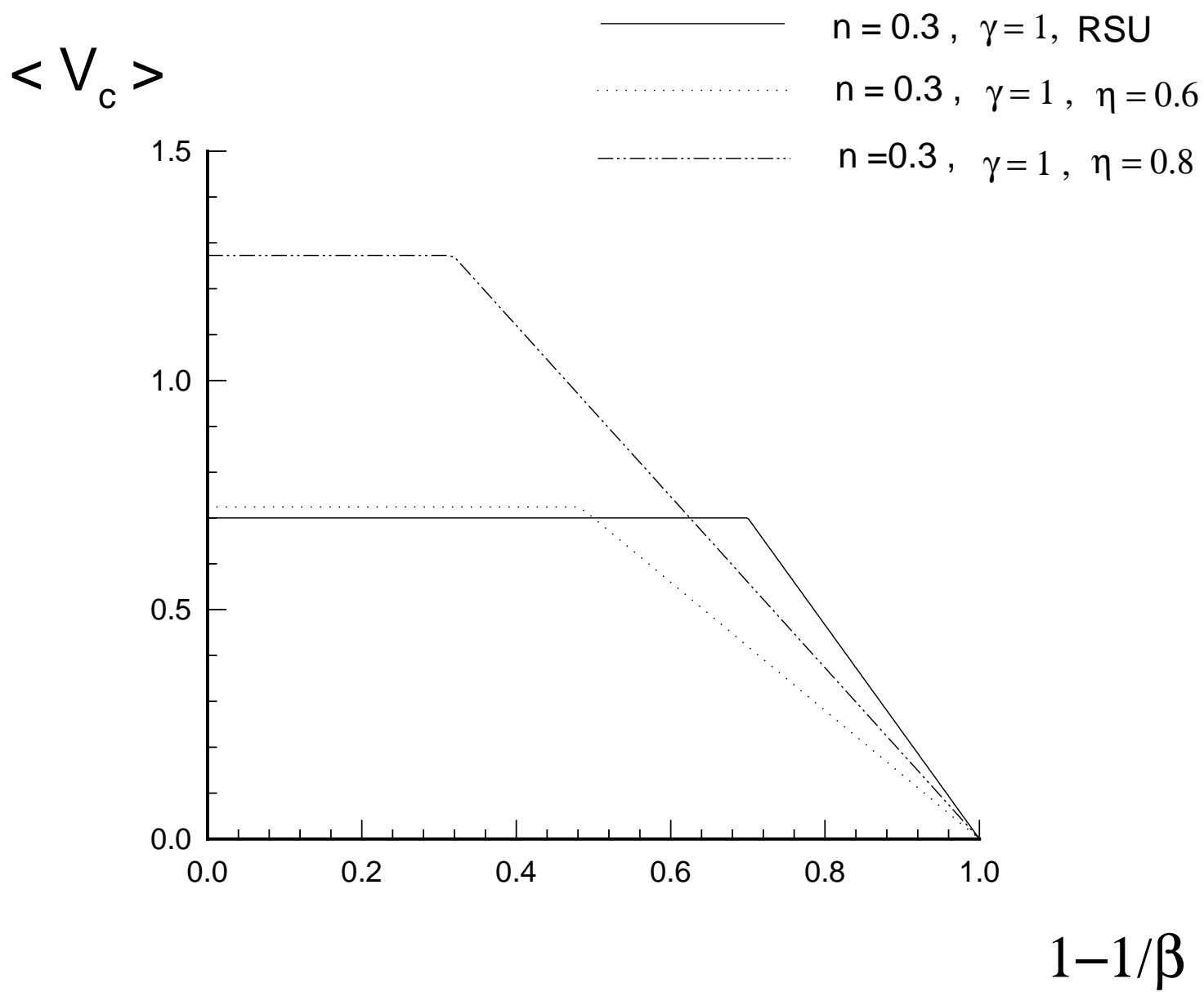
M.E.F. would like to thank V. Karimipour for fruitful comments and D. Kim, R. Asgari for useful helps. H.-W.L. thanks D. Kim for bringing his attention to this problem. H.-W.L. was supported by the Korea Science and Engineering Foundation through the fellowship program and the SRC program at SNU-CTP.

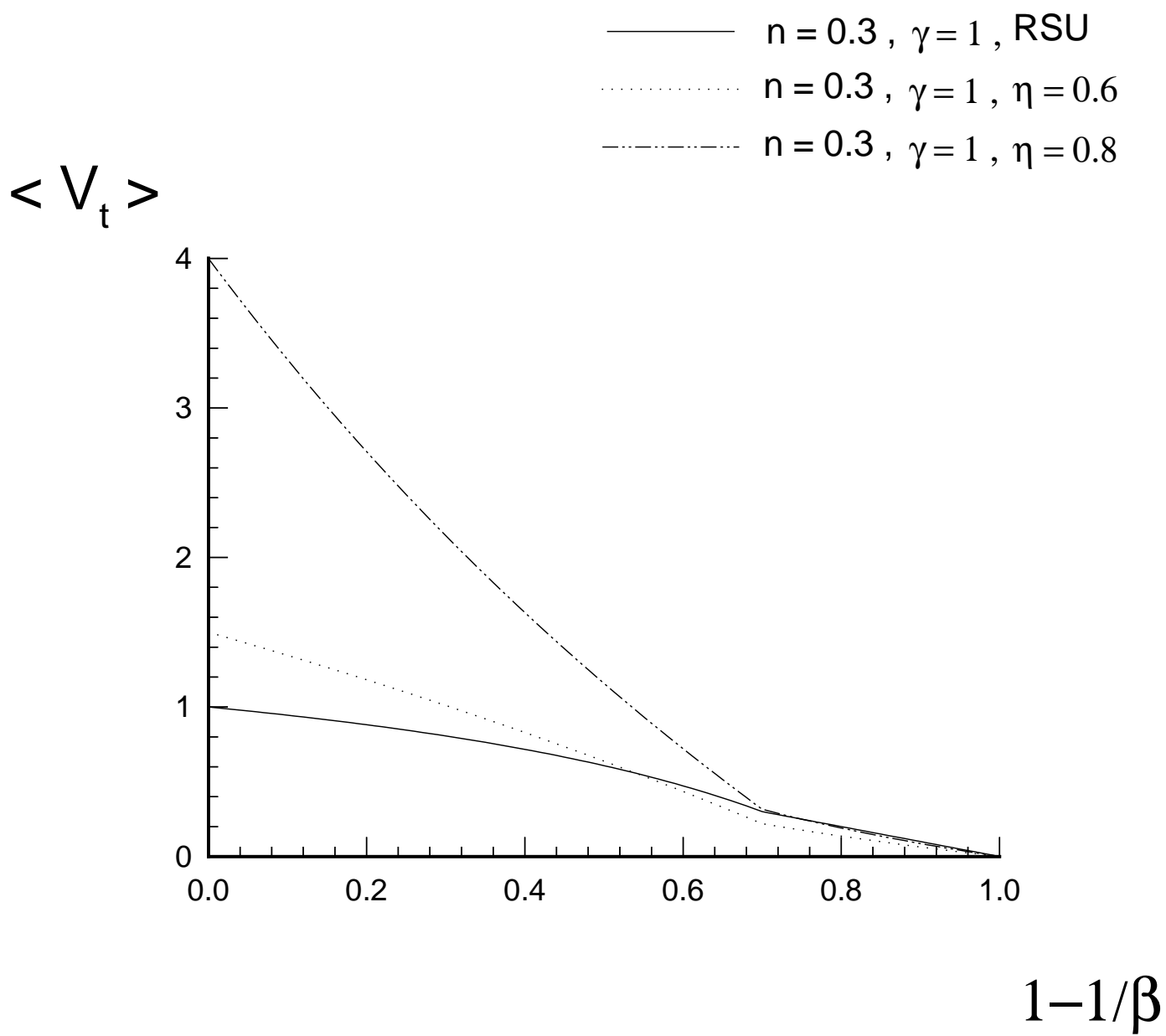
References

1. H.-W. Lee, V. Popkov and D. Kim, J. Phys. A: Math. Gen. **30**, 8497 (1997)
2. V. Privman (Ed.), *Non equilibrium Statistical Mechanics in One Dimension* (Cambridge University Press, Cambridge, 1997)
3. G. M. Schütz, to appear in *Phase transitions and critical phenomena*, Eds. C. Domb and J. Lebowitz (Academic Press, London, 1999)
4. M. Schreckenberg *et al.*, Phys. Rev. **E51**, 2939 (1995)
5. D.E. Wolf, M. Schreckenberg and A. Bachem (Eds.), *Traffic and Granular Flow* (World Scientific, Singapore, 1996)
6. B. Derrida *et al.*, J. Stat. Phys. **73**, 813 (1993)
7. K. Mallick, J. Phys. A: Math. Gen. **29**, 5375 (1996)
8. M.R. Evans, Europhys. Lett. **36**, 1493 (1996); J. Phys. A: Math. Gen. **30**, 5669 (1997)
9. S.A. Janowsky, J.L. Lebowitz, Phys. Rev. **A45**, 618 (1992); J. Stat. Phys. **77**, 35 (1994)
10. G. Schütz, J. Stat. Phys. **71**, 471 (1993)
11. H. Emmerich and E. Rank, Physica A **216**, 435 (1995)
12. S. Yukawa, M. Kikuchi and S. Tadaki, J. Phys. Soc. Jpn. **63**, 3609 (1994)
13. N. Rajewsky *et al.*, J. Stat. Phys. **92**, 151 (1998)
14. M. E. Fouladvand and H.-W. Lee, Phys. Rev. **E**, in press (1999) [cond-mat/9906447]

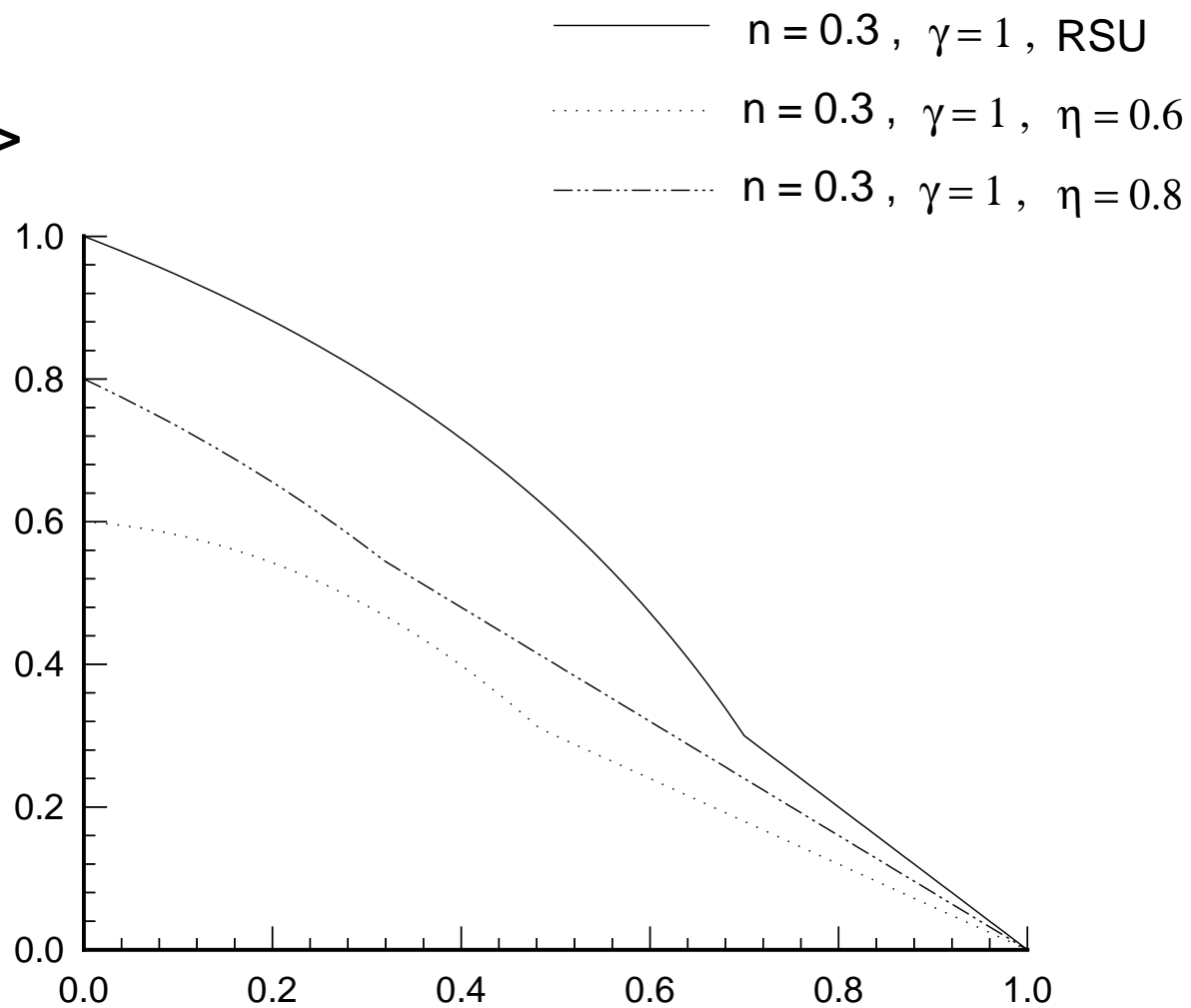


$1 - 1/\beta$





$\langle V_t \rangle$



$1 - 1/\beta$