

On Bose-Einstein condensate inside moving exciton-phonon droplets

D. Roubtsov¹, Y. Lépine

GCM et Département de Physique, Université de Montréal

C.P. 6128, Succ. Centre-ville, Montréal, Québec, Canada H3C 3J7

I. Loutsenko²

Jadwin Hall, Physics Department, Princeton University

Princeton, New Jersey, USA 08544

We explore a nonlinear field model to describe the interplay between the ability of excitons to be Bose condensed and their interaction with other modes of a crystal. We apply our consideration to the long-living paraexcitons in Cu_2O . Taking into account the exciton-phonon interaction and introducing a coherent phonon part of the moving condensate, we solve quasi-stationary equations for the exciton-phonon condensate. These equations support localized solutions, and we discuss the conditions for the inhomogeneous condensate to appear in the crystal. Allowable values of the characteristic width of ballistic condensates are estimated in the limit $T \rightarrow 0$. The stability conditions of the moving condensate are analyzed by use of Landau arguments, and Landau critical parameters appear in the theory. It follows that, under certain conditions, the condensate can move through the crystal as a stable droplet. To separate the coherent and non-coherent parts of the exciton-phonon packet, we suggest to turn off the phonon wind by the changes in design of the 3D crystal and boundary conditions for the moving droplet.

PACS: 71.35.+z, 71.35.Lk

Keywords: Bose Einstein condensation; Excitons; Cuprous oxide;
Exciton-Phonon condensate; Phonon Wind; Stability

¹ E-mail: roubtsod@physcn.umontreal.ca

² E-mail: loutseni@feynman.princeton.edu

1 Introduction

Nowadays, there is a lot of experimental evidence that paraexcitons in Cu_2O crystals can form a strongly correlated state, which can be assigned to the excitonic Bose Einstein condensate (BEC) [1],[2],[3].

Surprisingly enough, a cloud of excitons that seems to contain the condensate can be prepared in a moving state, and such a packet moves ballistically through the crystal at $T < T_c$. At $T > T_c$, however, the excitonic packet exhibits the standard diffusive behavior. Thus, in the three dimensional Cu_2O crystals, the excitonic Bose Einstein condensate is found to be in a spatially inhomogeneous state with the well defined characteristic width L_{ch} in the direction of motion [1]. The registered ballistic velocities of the coherent exciton packets turn out to be always less, but approximately equal to the longitudinal sound speed of the crystal, $v < c_s$. Note that paraexcitons in the pure Cu_2O crystals have the extremely large lifetime, $\tau \simeq 13 \mu\text{s}$, and, at the conditions we discuss in this work, they are optically inactive [4]. Although transferring of the moving coherent excitonic field into a coherent photon field is not a hopeless task [5],[6], no convincing experimental results are obtained yet, [2],[7].

To understand the physics of anomalous excitonic transport, we accept [4],[8],[9] that the macroscopic wave function $\Psi_0 \sim \phi_0 e^{i\varphi_c}$ can be associated with the coherent part of the excitonic packet. (Here φ_c is the coherent phase of the condensate.) In other words, the experimental results [1] suggest the following decomposition of the density of excitons in the packet,

$$n(\mathbf{x}, t) = n_{\text{coh}}(\mathbf{x}, t) + \Delta n(\mathbf{x}, t), \quad (1)$$

where $n_{\text{coh}}(\mathbf{x}, t) \approx n_{\text{coh}}(x - vt)$ is the ballistic (*superfluid*) part of the packet,

$$n_{\text{coh}}(x - vt) \simeq |\Psi_0|^2(x - vt), \quad (2)$$

and $\Delta n(\mathbf{x}, t)$ is the diffusive (non-condensed) part of it,

$$\Delta n(\mathbf{x}, t) \simeq \langle \delta \hat{\psi}^\dagger \delta \hat{\psi}(\mathbf{x}, t) \rangle. \quad (3)$$

Therefore, the problem is how to describe a spatially inhomogeneous state of the excitonic BEC in terms of $\Psi_0(\mathbf{x}, t)$ and $\delta \hat{\psi}(\mathbf{x}, t)$, where $\delta \hat{\psi}$ is the “fluctuating” part of the exciton Bose field. Indeed, if a coherent excitonic packet moves in a crystal (or another semiconductor structure), it interacts with phonons, non-condensed excitons, impurities and other imperfections of the lattice, etc., (see Ref. [10]).

All this makes the problem of superfluidity of the Bose-condensed excitons a rather complicated and challenging one.

In this Letter, we start from the simplest possible approximation: we describe the moving condensate only and show that a sort of Gross Pitaevskii equation [11],[12] does have sense at $T \ll T_c$. In this case, the finite characteristic length of the condensate (but not of the total exciton-phonon packet) appears naturally in the framework of the effective 1D nonlinear Schrödinger equation, by which we model the real 3D conditions.

2 Exciton-Phonon Condensate

To obtain the necessary density of excitons in the excitonic cloud and, thus, meet the BEC conditions, the Cu_2O crystals were irradiated by laser pulses with $\hbar\omega_L \gg E_{\text{gap}}$ at $T \simeq 2 \sim 5 \text{ K}$. Note that the cross-section area of an excitation spot on a surface of the crystal, S , can be made large enough, so that $S \simeq S_{\text{surf}}$. Then, the classical “phonon wind”, or the flow of nonequilibrium phonons from the surface into the bulk [13], can transfer the nonzero momentum to the excitonic cloud, $\mathbf{P}_{\text{exc}} \simeq N_{\text{x}} \langle \hbar \mathbf{k}_0 \rangle \neq 0$ and $\mathbf{P}_{\text{exc}} \perp S_{\text{surf}}$.

As a result, the packet of moving excitons and nonequilibrium phonons of the phonon wind ($N_{\text{ph}} \simeq N_{\text{x}}$) is actually the system that undergoes the transition toward the Bose Einstein condensation. Then, one can estimate the energy of the packet without any condensate as follows

$$E \simeq N_{\text{x}} \{ (\hbar^2/2m_{\text{x}}) \langle \mathbf{k}_0^2 \rangle + 2\nu_0 n_{\text{x}} \} + N_{\text{ph}} \langle \hbar\omega'_{\text{ac}} \rangle,$$

where $\hbar \langle k_{0x} \rangle = m_{\text{x}} \langle v \rangle \simeq m_{\text{x}} c_{\text{s}}$ and $\nu_0 > 0$ is the exciton-exciton interaction strength, and n_{x} is the average density of excitons in the packet.

At $T < T_c(n_{\text{x}})$, or, equivalently, $n_{\text{x}} > n_c(T)$ [4], the condensate can be formed inside the excitonic droplet and the following representation of the exciton Bose-field holds, $\hat{\psi} = \Psi_0 + \delta\hat{\psi}$. (As the kinetics of condensate formation is not a subject of this paper, we assume $T_{\text{cloud}} \simeq T$ and $T \rightarrow 0$.) Moreover, for the displacement field of the crystal, we can introduce a nontrivial coherent part too, i.e. $\hat{\mathbf{u}} = \mathbf{u}_0 + \delta\hat{\mathbf{u}}$ and $\mathbf{u}_0 \neq 0$. Then, a moving coherent packet can contain the exciton-phonon condensate, which is the self-consistent exciton-phonon field, $\Psi_0(\mathbf{x}, t) \cdot \mathbf{u}_0(\mathbf{x}, t)$.

The macroscopic wave function of excitons, $\Psi_0(\mathbf{x}, t) \approx \Psi_0(x, t)$, is normalized as follows

$$\int |\Psi_0|^2(x, t) d\mathbf{x} = S \int \phi_o^2(x) dx = N_o, \quad (4)$$

where N_o is the (macroscopic) number of condensed excitons, and, generally, $N_o \neq N_{\text{x}}$. To model the ballistic motion of $n_{\text{coh}}(x, t)$, we use the following *ansatz*,

$$\Psi_0(x, t) = e^{-i(\tilde{E}_g + m_{\text{x}}v^2/2 - |\mu|)t} e^{i(\varphi + k_0x)} \phi_o(x - vt), \quad (5)$$

$$u_{0j}(x, t) = u_o(x - vt) \delta_{1j}, \quad (6)$$

where $\tilde{E}_g = E_{\text{gap}} - E_{\text{x}}$, E_{x} is the exciton Rydberg, $\varphi = \text{const}$, $\hbar k_0 = m_{\text{x}}v$, and μ is the effective chemical potential of the condensate. Note that there is no difference between the ballistic velocity of the exciton-phonon packet and the superfluid velocity of the condensate if we start from ansatz (5).

For the envelope function $\phi_o(x)$ and the phonon direct current $u_o(x)$, we obtain the following stationary equations [8],[9]

$$-|\mu| \phi_o(x) = (-\hbar^2/2m_{\text{x}}) \partial_x^2 + \tilde{\nu}_0 \phi_o^2(x) + \tilde{\nu}_1 \phi_o^4(x) \phi_o(x), \quad (7)$$

$$\partial_x u_o(x) \approx \text{const}_1 \phi_o^2(x) + \text{const}_2 \phi_o^4(x). \quad (8)$$

Here, the “bare” exciton vertices, both the two-particle $\nu_0 > 0$ and the three-particle $\nu_1 > 0$, can be strongly renormalized because of exciton-phonon interaction. We choose it in the simplest form of Deformation Potential,

$$\tilde{E}_g \hat{\psi}^\dagger \hat{\psi} \rightarrow (\tilde{E}_g + \sigma_0 \partial_j \hat{u}_j) \hat{\psi}^\dagger \hat{\psi}, \quad \sigma_0 > 0. \quad (9)$$

Yet the first (cubic) anharmonicity $\kappa_3 \neq 0$ is taken into account to model the lattice. Note that we consider the case $v \simeq c_s$, and, at first glance, the (adiabatic) assumption of coherent propagation of the crystal deformation field and the excitonic condensate might not be valid. However, the nonlinear lattices support some localized excitations that can consist of two parts, namely, the direct current and alternating one,

$$\hat{u} \simeq u_o(x - \tilde{v}t) + \delta \hat{u}(x - \tilde{v}t, t).$$

Such excitations can move with the (group) velocity $\tilde{v} \simeq c_s$ [14]. Therefore, Eq. (8) can be used to describe the exciton-phonon condensate with $v \simeq c_s$.

If the following conditions

$$\tilde{\nu}_0 = \tilde{\nu}_0(\nu_0, \sigma_0, v/c_s) < 0 \quad \text{and} \quad \tilde{\nu}_1 = \tilde{\nu}_1(\nu_1, \sigma_0, v/c_s, \kappa_3) > 0 \quad (10)$$

can be valid, the localized (solitonic) solution of Eq. (7) exists. It can be written in the following form:

$$\phi_o(x) = \Phi_o f(\beta(\Phi_o)x, \text{const}(\Phi_o)), \quad \beta(\Phi_o) = \sqrt{(2m_x/\hbar^2) |\mu|(\Phi_o)}, \quad (11)$$

where Φ_o is the amplitude of the soliton and $1/\beta(\Phi_o) \equiv L_0$ is its width. Then, the characteristic length of the condensate can be estimated as

$$L_{\text{ch}} \simeq (2 \sim 4) L_0 \propto |\mu|^{-1/2},$$

and the effective chemical potential of the condensate, $|\mu|(N_o, v)$, defines the value of L_{ch} in this model.

We can use the simplest approximation,

$$|\mu|(\Phi_o) \approx |\tilde{\nu}_0| \Phi_o^2/2 \quad \text{and} \quad |\mu|(N_o, v) \propto N_o^2, \quad (12)$$

which turns out to be valid at $\bar{n}_o > 5 - 10$. Here $\bar{n}_o = N_o^*/N_o$, and $N_o^* = 2S/a_x^2$ is a macroscopically large parameter (a_x is the exciton Bohr radius),

$$N_o^* \simeq 10^{13} \sim 10^{14}.$$

Indeed, one can estimate $|\mu|$ more accurately,

$$|\mu|(\Phi_o) = |\tilde{\nu}_0| \Phi_o^2/2 - \tilde{\nu}_1 \Phi_o^4/3 \quad \text{and} \quad |\mu|(N_o, v) \propto \left(2 \bar{n}_o^2 \times E_x a_x^6 + 4 \tilde{\nu}_1(v/c_s)\right)^{-1}. \quad (13)$$

Here, $x = \mu_x/m_x$ and the last estimate is valid for $N_o < N_o^*$.

We choose approximation (12), and the characteristic length of the condensate can be estimated as follows ($\tilde{\nu}_0 = \tilde{\varepsilon}_0(v/c_s) a_x^3$ and $\nu_0 = \varepsilon_0 a_x^3$):

$$L_{\text{ch}}(N_o, v) \simeq 4 \sqrt{\frac{\hbar^2}{m_x |\tilde{\nu}_0|} \Phi_o^{-2}(N_o, v)} \simeq 4 \frac{E_x}{|\tilde{\varepsilon}_0(v/c_s)|} \bar{n}_o a_x \propto N_o^{-1}. \quad (14)$$

At $v = v_o$, or, equivalently, at $\gamma(v) = \gamma_o$, where

$$\gamma(v) = c_s^2/(c_s^2 - v^2) \quad \text{and} \quad v < c_s,$$

we have $\tilde{\varepsilon}_0(v_o/c_s) = 0$ and $\gamma_o \simeq 3 \sim 5$ [8]. Therefore, solitonic solution (11) and estimate (14) are valid at $v_o < v < c_s$, or $\gamma(v) > \gamma_o$. For example, at $\gamma(v) \approx 2\gamma_o \simeq 6 \sim 10$, ($\gamma(v = 0.95 c_s) \approx 10$), we obtain $\tilde{\nu}_0 < 0$ and estimate $\tilde{\varepsilon}_0(v/c_s) \approx -\varepsilon_0$.

Thus, at $\gamma(v) > \gamma_o$ and $\bar{n}_o > 10$ (for estimates we take $|\tilde{\varepsilon}_0(v/c_s)| \simeq (10^{-2} \sim 10^{-1}) E_x$ and $\bar{n}_o \simeq 10^1 \sim 10^2$, i.e. $N_o \simeq 10^{11} \sim 10^{12}$), we obtain a large factor multiplied by a_x as an estimate of L_{ch} [9], e.g.,

$$L_{\text{ch}} = \mathcal{F} a_x \gg a_{\text{cr}}.$$

Here $a_{\text{cr}} \simeq 4 \text{ \AA}$ is the lattice constant and $a_x^3 \simeq (3 \sim 4) a_{\text{cr}}^3$ for the paraexcitons in Cu_2O .

Within the quasi-stationary approximation (5)-(7) at $T = 0$, this is a physically reasonable result, $\mathcal{F} \simeq 10^2 \sim 10^4$, and the duration of the condensate can be estimated as $t_{\text{ch}} \simeq 2 \cdot (10^{-11} - 10^{-9}) \text{ s}$. Although these results are in a qualitative agreement with the average 3D densities of the Bose-condensed excitons in moving packets at $T \neq 0$, $n_o \simeq 10^{17} \sim 10^{18} \text{ cm}^{-3}$ [1], the characteristic duration of such localized packets is $\Delta t \simeq (4 \sim 8) \cdot 10^{-7} \text{ s}$ experimentally.

3 Stability against Outside Excitations

Analyzing experimental results [1], one can notice that a long-lasting “tail” of excitons is followed by the coherent (localized) excitonic packet. This tail might be explained by instability of the exciton-phonon condensate moving in the lattice. Indeed, such an instability can lead to continuous emission of the excitons out from the condensate. As $\partial_t N_o < 0$, we have $\partial_t L_{\text{ch}}(t) > 0$ and, as a result, nonstationary transport of the ballistic condensate. Alternatively, the condensate is stable, and diffusive propagation of the non-condensed excitons, $\Delta N \simeq N_x - N_o$, is responsible for the tail in $n(x, t)$. We argue that the second scenario seems to be true.

For outside collective excitations (see Fig. 1), the asymptotics of the low-lying energy spectrum can be found easily. Indeed, if we assume that $\phi_o^2(x) \approx 0$ and $\partial_x u_o(x) \approx 0$ in the outside packet area, the excitonic and phonon branches are (formally) uncoupled. Then, for the excitonic branch, we obtain in the co-moving frame

$$\hbar\omega_{\text{ex}}(\mathbf{k}) \approx |\mu| + (\hbar^2/2m)k^2, \quad u_{\mathbf{k}}(\mathbf{x}) \approx u_{\mathbf{k}} e^{i\mathbf{k}\mathbf{x}}, \quad v_{\mathbf{k}}(\mathbf{x}) \approx 0, \quad |x| \gg L_0, \quad (15)$$

where $u_{\mathbf{k}}$ and $v_{\mathbf{k}}$ are Bogoliubov-deGennes amplitudes, and $\omega_{\text{ph}}(\tilde{\mathbf{k}}) = c_s |\tilde{\mathbf{k}}|$ in the laboratory frame of reference. Note that the condition $\hbar\omega_{\text{ex}}(\mathbf{k}) + \hbar k_x v > 0$ can be violated at the velocities close to v_o . This is the hint that the instability regime can occur [8].

We assume that the exciton and phonon can be emitted from the condensate coherently. Then the emission of δN excitons out of the coherent packet can be described as an appearance of δN outside collective excitations in the system condensate plus medium, see Fig. 1. Therefore, one can use Landau arguments to analyze the stability of the condensate. It turns out that the moving condensate is stable against the direct emission of outside excitations. However, this is not the case for the inside excitations. In the laboratory frame, these excitations can be represented in the form

$$\delta\psi(\mathbf{x}, t) \sim u_{\mathbf{k}}(x - vt) e^{i(\varphi_0 + \mathbf{k}\mathbf{x})} e^{-i(\omega_k + k_x v)t} + v_{\mathbf{k}}(x - vt) e^{-i(\varphi_0 + \mathbf{k}\mathbf{x})} e^{i(\omega_k + k_x v)t},$$

and

$$\delta u(\mathbf{x}, t) \sim C_k(x - vt) \exp(i(\varphi_0 + \mathbf{k}\mathbf{x})) \exp(-i(\omega_k + k_x v)t) + \text{c.c.}, \quad (16)$$

and the following asymptotic behavior is valid for the Bogoliubov-deGennes amplitudes ($\phi_o(x/L_0) \sim \exp(-|x|/L_0)$):

$$u_k(x) \sim v_k(x) \sim \phi_o(x/L_0), \quad C_k(x) \sim \phi_o^2(x/L_0) \quad \text{at } |x| > L_0.$$

We can start from the standard criterion,

$$\hbar(\omega_{\text{ex},k}^{(-)} - |k_x|v) > 0 \quad \text{at} \quad |k_x| \simeq z L_0^{-1}, \quad (17)$$

where the superscript $(-)$ means $k_x < 0$ and $z \simeq 3 \sim 10$ corresponds to the low-lying inside excitations, and find under which conditions inequality (17) is valid.

It turns out the analog of Landau criterion for Eq. (17) is rather simple [9]

$$|\tilde{\mu}|(N_o, v) > \mu_{\text{cr}} \simeq \text{const}(2 m_x c_s^2), \quad (18)$$

where $m_x \simeq 2.7 m_e$, $c_s \simeq 4.5 \cdot 10^5$ cm/s. For $z \simeq 3 \sim 10$, we estimate $\text{const}(z)$ in Eq. (18) as of the order of 10^{-1} , and we obtain the following result

$$\mu_{\text{cr}} \simeq 10^{-5} - 10^{-4} \text{ eV} \simeq (10^{-4} - 10^{-3}) E_x. \quad (19)$$

Qualitatively, inequality (18) is valid for the relatively high velocities and numbers of the condensed particles. In theory, one can fix the number $\bar{n}_o = N_o^*/N_o$ and obtain an analog of Landau critical velocity, but $v_{\text{cr}} < v < c_s$ is the stability criterion in this case.

However, within approximation (12),(14) and with $|\tilde{\varepsilon}_0(v/c_s)| \simeq 10^{-1} E_x$ and $\bar{n}_o \simeq 10^1$, we have $|\mu| \simeq \mu_{\text{cr}}$ and $L_{\text{ch}} \simeq 4 \cdot 10^2 a_x \simeq (2 - 3) \cdot 10^3 \text{ \AA}$. We speculate that such a ballistic condensate can be considered as a stable one in the limit of $T \rightarrow 0$, see Fig. 1. For comparison, the condensates with $|\tilde{\varepsilon}_0| \simeq 10^{-2} E_x$ and $\bar{n}_o \geq 50 - 100$ seems to be unstable

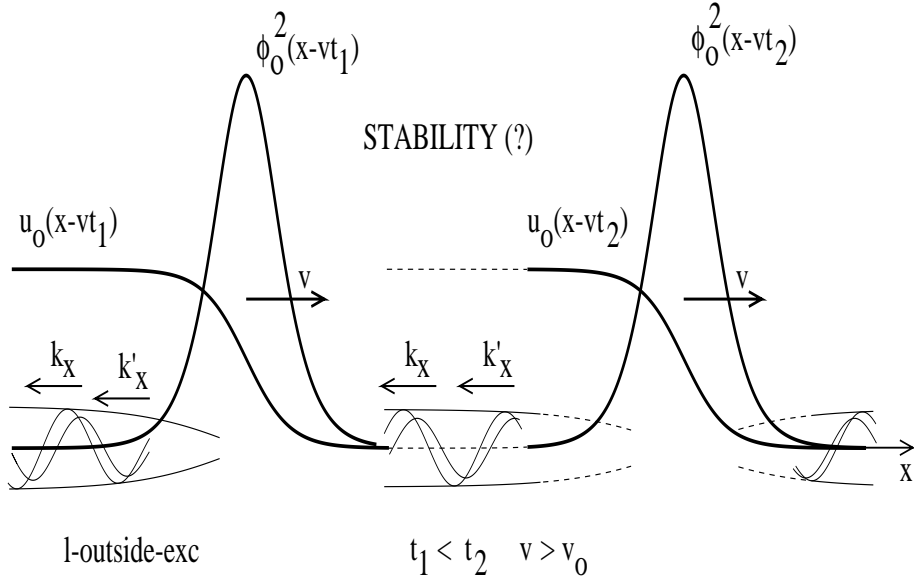


Figure 1: The ballistic condensate, $\phi_o(x - vt) \cdot u_o(x - vt)\delta_{1j}$, seems to be stable in relation to the direct emission of outside exciton-phonon excitations. (We consider the backward emission in the long-wavelength limit, $|k_x| \simeq z L_0^{-1}$ and $z \ll 1$.) The outside excitations presented on this figure are labeled by the wave vectors, $k_x, k'_x < 0$ in the co-moving frame. To a first approximation, the outside excitations can be described in terms of free excitons and free (acoustic) phonons emitted from the condensate coherently.

against the inside excitations. If this is the case, the continuous generation of the low-lying inside excitation takes place,

$$N_o \rightarrow N_o - \delta N(t), \quad \partial_t \delta N_{\text{in-ex}}(t) > 0, \quad \delta N_{\text{in-ex}}(t) > \sqrt{N_o}.$$

This process can be accompanied by the emission of outside excitations as well.

To conclude, more accurate investigation of the stability problem is necessary. Indeed, the characteristic width of the quasi-stationary solution near the threshold of stability is of $(1 - 3) \cdot 10^3 \text{ \AA}$, whereas the typical length of the crystal used for experiments is of $(2 - 4) \cdot 10^{-1} \text{ cm}$. We speculate that the ballistic (superfluid) propagation of the condensate is more than changing $x \rightarrow x - vt$ and adding $\exp(ik_0x)$ to the solution of Eqs. (7) and (8). For example, the localized solitonic solution (5),(6) can be used as a reasonable initial condition for modeling of how the coherent part of exciton-phonon packet actually moves in the presence of thermal phonons and/or point scattering centers, etc..

4 Discussion

Recall that the self-consistent exciton-phonon condensate seems to be only a part of the real moving packet. The noncoherent part of it, the noncondensed excitons $\Delta n(x, t)$ and the unidirectional phonon wind $\Delta u(x, t)$, effects the propagation of the condensate. Here we address the question on whether it is possible to diminish (ideally, to turn off) the phonon wind after the moving exciton-phonon condensate has been formed. As a result, the diffusive noncondensed excitons can be delayed, and the coherent signal and the noncoherent one are separated in time.

We consider a system consisting of a crystal (semiconductor) and two ideal conductors (metals). The geometry of such a system is shown on Fig. 2. Let $l = |\text{db}| = |\text{ac}|$ be the distance between two conducting planes surrounding part A'B of the crystal. Let λ be a wavelength of the light emitted during the exciton recombination. (Usually, λ lies in the visible wavelength area, $\simeq 500 \text{ nm}$.) If the following relation

$$l \leq \lambda \ll D$$

can be realized by appropriate changes in the growing technique, an interesting physics of penetration into a channel appears. Here $D \simeq 1 - 2 \text{ mm}$ is the diameter of an excitation spot on the surface A of the crystal, $D \simeq \sqrt{S}$.

Note that due to boundary conditions on the conducting walls, it is impossible to emit light with the wave vector less than π/l and the quantum energy less than $\hbar c \pi/l$. If the last value is larger than the energy of the electron-hole recombination, the later is suppressed in the region abcd. Then the lifetime of excitons (both free and bound ones) can be increased by several orders of magnitude.

We are interested in evolution of the exciton-phonon system when the cloud reaches $x = B$ (see Fig. 2), and the excitons begin to move in channel abcd. Roughly speaking, we have such a connection problem, in which the boundary conditions and the characteristic length scales (L_y in our case) can be quite different for the 3D crystal and the channel, respectively. As boundaries ab and cd of the channel are metallized, the boundary conditions of the displacement field $\mathbf{u}(x, y, t) \approx (u_x, 0, 0)$ can be taken zero along them.

We consider transition of the phonon wind from part AB of the crystal to the channel by posing of the time-dependent boundary condition at the connection B | bd (see Fig. 2):

$$\partial_x u(x = B, y, t) = f(y, t) \sim \int_{-\infty}^{\infty} \frac{d\omega}{2\pi} e^{-i\omega t} f(\omega), \quad (20)$$

where $f(\omega)$ is localized inside $|\omega| < \omega^*$. For the displacement field inside the channel, we can write the following representation,

$$u(x, y, t) = \sum_{n=\text{odd}}^{\infty} u_n(x, t) \cos \frac{\pi n y}{l}, \quad |y| < l/2, \quad u_n(x, t) = \int_{-\infty}^{\infty} \frac{d\omega}{2\pi} \tilde{A}_n(\omega) e^{ik(\omega)x - i\omega t}. \quad (21)$$

Obviously, all the modes in Eq. (21) with frequencies less than $\omega_0 \simeq c_s \pi / l$ are dumped inside the channel. Let the following inequality be valid

$$\omega^* \simeq \frac{2\pi}{\tau} \simeq \frac{2\pi c_s}{\Lambda} < (\ll) \omega_0 \simeq \frac{\pi c_s}{l}.$$

Here, τ and Λ can be estimated from the duration and the characteristic width of the (total) exciton-phonon packet driven by the phonon wind, $\tau \simeq (1 \sim 5) \cdot 10^{-7} \text{ s}$ and $\Lambda \simeq 10^{-2} \text{ cm}$. Then, only the “tails” of $f(\omega)$ are actually transferred into the amplitudes $\tilde{A}_n(\omega)$ of the moving packet $u_n(x, t)$. Hence, the phonon drag force ($\propto \partial_x u(x, y, t)$) can be essentially suppressed inside the channel, and the non-condensed excitons can diffuse almost freely there.

We speculate that the exciton-phonon condensate being formed in AB part of the 3D crystal can, first, penetrate into and, second, pass through the channel (see Fig. 3). This problem seems to be not a quasi-stationary one. Indeed, within approximation $\Psi_0 = \psi_o(x, y, t)$ and $\mathbf{u}_0 = (u_{ox}(x, y, t), 0, 0)$, we have the following system to describe the dynamics at $x > B$:

$$\begin{aligned} i\hbar \partial_t \psi_o(x, y, t) = & \left(-\frac{\hbar^2}{2m_x} \Delta_{x,y} + \nu_0 |\psi_o|^2(x, y, t) + \nu_1 |\psi_o|^4(x, y, t) \right) \psi_o(x, y, t) + \\ & + \sigma_0 \partial_x u_{ox}(x, y, t) \psi_o(x, y, t), \end{aligned} \quad (22)$$

$$(\partial_t^2 - c_s^2 \Delta_{x,y}) u_{ox}(x, y, t) - c_s^2 \sum_{j=x,y} 2\kappa_3 \partial_j^2 u_{ox} \partial_j u_{ox}(x, y, t) = \rho^{-1} \sigma_0 \partial_x (|\psi_o|^2(x, y, t)), \quad (23)$$

$$\psi_o(x, -l/2, t) = \psi_o(x, l/2, t) = 0, \quad u_{ox}(x, -l/2, t) = u_{ox}(x, l/2, t) = 0. \quad (24)$$

Boundary conditions (24) model the metallized surfaces of the channel.

Here, we model a kind of smooth penetration, for example, no vortexes are generated near the 3D-channel intersection. Recall that the width of the condensate in our quasi-1D model is $L_0 \simeq (10^2 - 10^3) a_x < \Lambda$, and $\tau_0 \simeq L_0 / c_s \simeq 10^{-10} - 10^{-9} \text{ s} < \tau$. As $L_0 < l < \Lambda$ and $\omega^* < \omega_0 < \tau_0^{-1}$, we assume that the localized nonlinear condensate can penetrate into the beginning of the channel without the loss of its coherence. Then, instead of solving Eq. (22)-(24) with “pumping”, (i.e., time dependent) boundary conditions at $x = B$, one can transform the quasi-stationary solution (5) and (6) into the initial condition inside the channel and choose $t = 0$. For example, one can use the following trial functions:

$$\begin{aligned} & \psi_o(x, y, 0) \cdot u_o(x, y, 0) \delta_{1j} = \\ & = \exp(im_x v x) \Phi_o \cosh^{-1}(L_0^{-1} x) \bar{\phi}(y) \cdot (Q_o - Q_o \tanh(L_0^{-1} x)) \bar{Q}(y), \end{aligned} \quad (25)$$

where $\bar{\phi}(y)$ and $\bar{Q}(y)$ have to satisfy the boundary conditions (24) and be self-consistent as well. We assume that near the boundaries they have the same coherence length L_{0y} . It can be estimated as [15]

$$L_{0y}^{-1} \simeq \sqrt{\nu_0 |\phi_o(x)|^2 m_x / \hbar} \rightarrow \sqrt{(2m_x / \hbar^2) \nu_0 \Phi_o^2 / 2} \cosh^{-1}(L_0^{-1} x). \quad (26)$$

Near the soliton maximum ($x = 0$), we obtain $L_{0y} \simeq L_0$ (see Eq. (14) and $\nu_0 \simeq |\tilde{\nu}_0|$ is valid in the stability area).

We estimate that as many as $\simeq N_o (l/D)$ of the N_o original Bose condensed excitons can penetrate from the crystal into the channel if only $l/2 > L_{0y}(x)$ for $|x| < (2 \sim 4)L_0$. Then, the BEC conditions can be saved for the droplet inside the channel at $T \neq 0$, and the exciton-phonon condensate can move through the channel *ballistically* (Fig. 3). However, the question of stability of such a motion remains to be open [16]. Experimentally, the task is to register the signal from the output of the channel, $x = ac$. For example, a small 3D part could be attached to the channel in order to convert the excitonic mass current into a measurable electric signal, see Figs. 2 and 3.

5 Conclusion

In conclusion, we note that the phonons play a crucial role in almost all the current models aimed to explain or predict coherent behavior of excitons in semiconductors, see, f.ex., [10],[17],[18]. Although our model of the exciton-phonon condensate fails to predict the width of the exciton-phonon packet correctly, the theory yields a qualitative description of the experiments and a reasonable value for the critical velocity. However, one has to take into account the thermal excitons (e.g., the weak tail that is always observed behind the soliton [1]) and the thermal phonons of the crystal to make the model *with condensate* more realistic.

References

- [1] A. Mysyrowicz, E. Benson, and E. Fortin, Phys. Rev. Lett. 77, 896 (1996);
E. Benson, E. Fortin, and A. Mysyrowicz, Sol. Stat. Comm. 101, 313 (1997);
E. Benson, E. Fortin, B. Prade, and A. Mysyrowicz, Europhys. Lett. 40, 311 (1997).
- [2] J. L. Lin, J. P. Wolfe, Phys. Rev. Lett. 71, 122 (1993).
- [3] T. Goto, M. Y. Shen, S. Koyama, T. Yokouchi, Phys. Rev. B 55, 7609 (1997).
- [4] J. P. Wolfe, J. L. Lin, D. W. Snoke and by A. Mysyrowicz in: Bose Einstein condensation, A. Griffin, D. W. Snoke and S. Stringari, eds. (Cambridge, New York, 1995).

- [5] J. Fernández-Rossier and C. Tejedor, Phys. Rev. Lett. 78, 4809 (1997);
J. Fernández-Rossier, C. Tejedor, R. Merlin, cond-mat/9909232.
- [6] T. Portengen, Th. Östreich, and L.J. Sham, Solid State Commun. 100, 325 (1996).
- [7] L. V. Butov, A. I. Filin, Phys. Rev. B 58, 1980 (1998).
- [8] I. Loutsenko, D. Roubtsov, Phys. Rev. Lett. 78, 3011 (1997).
- [9] D. Roubtsov, Y. Lépine, Phys. Stat. Sol. B 210, 127 (1998);
D. Roubtsov, Y. Lépine, Phys. Rev. B, (2000); cond-mat/9910079.
- [10] Yu. E. Lozovik, A. V. Poushnov, JETP 88, 747 (1999).
- [11] A. Griffin, Phys. Rev. B 53, 9341 (1996); cond-mat/9901172.
- [12] F. Dalfovo, S. Giorgini, L. P. Pitaevskii, and S. Stringari, Rev. Mod. Phys. 71, 463 (1999).
- [13] G. A. Kopelevich, S. G. Tikhodeev, and N. A. Gippius, JETP 82, 1180 (1996);
S. G. Tikhodeev, Phys. Rev. Lett. 78, 3225 (1997).
- [14] G. Huang and B. Hu, Phys. Rev. B 58, 9194 (1998).
- [15] Al. L. Fetter and J. D. Walecka, Quantum Theory of Many-Particle System, (McGrav-Hill, New York, 1971).
- [16] D. Roubtsov, Y. Lépine, Phys. Lett. A 246, 139 (1998); cond-mat/9807023.
- [17] W. Zhao, P. Stenius, A. Imamoglu, Phys. Rev. B **56**, 5306 (1997).
- [18] H. Haug, A. L. Ivanov, and L. V. Keldysh, *Nonlinear Optical Phenomena in Semiconductors and Semiconductor Microstructures*, (World Scientific, 1999).

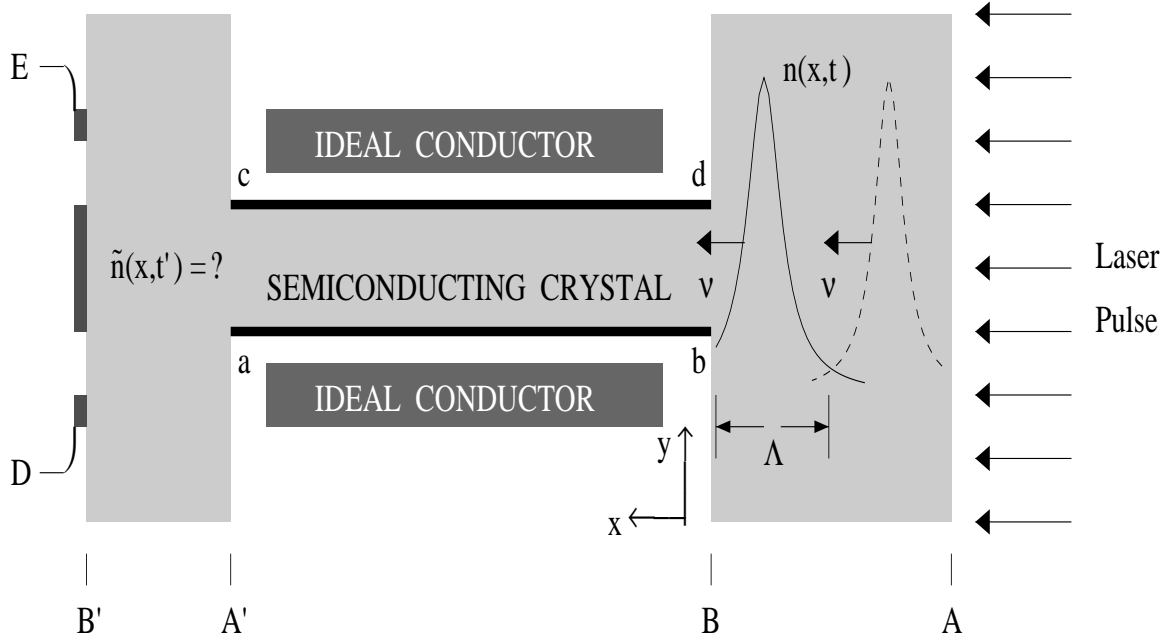


Figure 2: In order to separate the coherent and noncoherent components of the total exciton-phonon packet at $T \ll T_c$, it is crucial to turn off a phonon wind. (The phonon wind, or a sequence of nonequilibrium acoustic phonons, “blows” unidirectionally from surface A of the crystal.) This can happen when the packet $n(x,t)$ enters the channel abcd of the width l in the y direction. The characteristic lengths of the total packet and the condensate, Λ and L_0 , respectively, satisfy the inequality $L_0 < l < \Lambda$. Then, the condensate could move ballistically through the channel with the velocity v , whereas the non-condensed excitons will diffuse (almost) freely inside the channel because the phonon wind cannot penetrate into it. As a result, the (total) excitonic current $\tilde{n}(x,t') \approx \tilde{n}_o(x - vt') + \Delta\tilde{n}(x,t')$ from the output of the channel ($x = ac$) can be converted into the electric current near the surface B'; $|A'B'| \ll |AB|$.

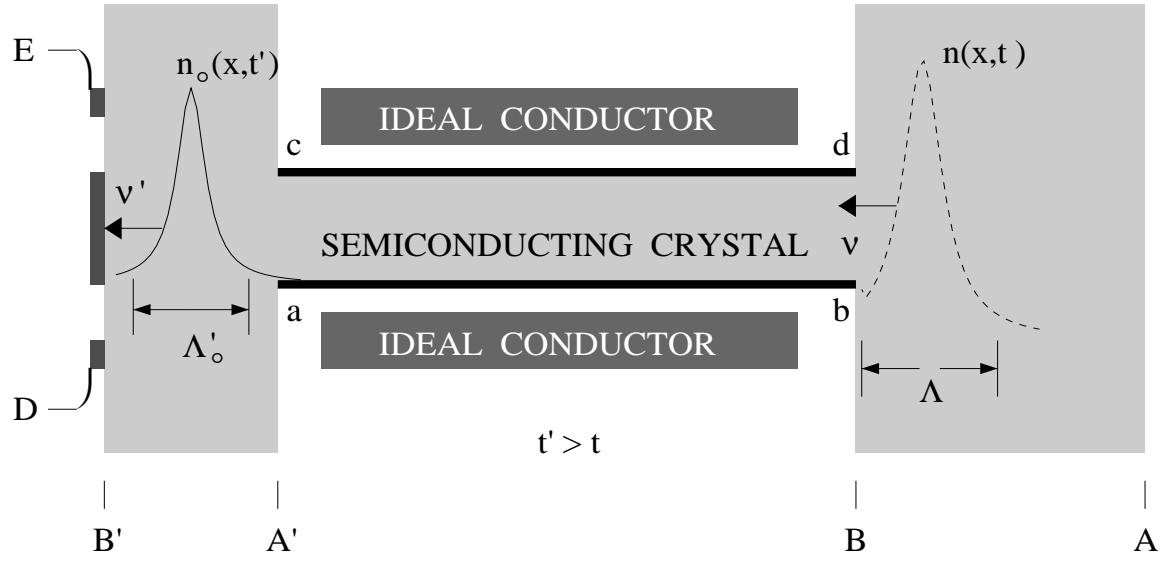


Figure 3: We assume that the transition from the 3D crystal AB to the channel $abcd$ can be done smoothly enough in order not to create turbulence in the condensate penetrating the channel. Then, one can expect the solitonic shape of the coherent part of the droplet at the end of the channel. (The noncoherent part at $t = t'$ is not shown on this figure.)