

# The Short-Time Critical Behaviour of the Ginzburg-Landau Model with Long-Range Interaction <sup>\*</sup>

Y. Chen <sup>a</sup>, S. H. Guo <sup>a</sup>, Z. B. Li <sup>a,b</sup>, S. Marculescu <sup>c</sup> and L. Schülke <sup>c</sup>

<sup>a</sup> Zhongshan University, Guangzhou 510275, China

<sup>b</sup> Associate Member of ICTP, Trieste, Italy

<sup>c</sup> Universität-GH Siegen, D-57068 Siegen, Germany

## Abstract

The renormalisation group approach is applied to the study of the short-time critical behaviour of the  $d$ -dimensional Ginzburg-Landau model with long-range interaction of the form  $p^\sigma s_p s_{-p}$  in momentum space. Firstly the system is quenched from a high temperature to the critical temperature and then relaxes to equilibrium within the model A dynamics. The asymptotic scaling laws and the initial slip exponents  $\theta'$  and  $\theta$  of the order parameter and the response function respectively, are calculated to the second order in  $\epsilon = 2\sigma - d$ .

PACS numbers: 64.60.Ht, 05.70.Ln

Keywords: Ginzburg-Landau model; short-time critical dynamics; long-range interaction

---

<sup>\*</sup>Supported by the National Natural Science Foundation of China under the project 19772074 and by the Deutsche Forschungsgemeinschaft under the project Schu 95/9-2.

# 1. Introduction

In recent years, much attention has been paid to the short-time critical dynamics. The short-time phenomena arise at times just after a microscopic time scale  $t_{mic}$  needed by the system to remember only the macroscopic condition and to forget all specific microscopic details. The corresponding time regime is also called critical initial slip in order to distinguish it from the uninteresting microscopic time interval between zero and  $t_{mic}$ . Since the pioneering analytical study of [1], universal short-time scaling has been found in various models ( See [2] and [3]). When the system is quenched from a high temperature  $T_i$  to the critical temperature  $T_c \ll T_i$  the order parameter shows in the short-time regime a power law increase  $m(t) \sim t^{\theta'}$  with a new universal critical exponent  $\theta'$ .

The short-time dynamics has been thoroughly investigated for models with short-range interaction (SRI). Since the critical equilibrium properties are modified by the presence of long-range interactions (LRI) it may be interesting to know how the short-time critical behaviour depends upon the interaction range.

The statistical mechanics of LRI has a long history. Already in the 60's Jovce [4] studied thermodynamic properties of the static spherical model with long-range ferromagnetic interaction between the spins. The static critical exponents for LRI have been computed for the  $n$ -vector model by use of the renormalisation group approach [4-8] and the  $1/n$ -expansion techniques [10]. There are also Monte Carlo simulations for the one-dimensional static model [11].

The dynamic properties of the LRI in the long-time regime have also been studied as early as the 70's. Suzuki et al. [12] extended the dynamic theory developed by Halperin et al. [13] to investigate an exponent which describes the critical slowing down in the  $n$ -vector model with LRI for  $T \geq T_c$ , with equilibrium initial conditions. Folk and Moser studied a three-dimensional dynamical model for liquids and demonstrated that the critical dynamics was affected by LRI [14]. The kinetic spherical model showed that the short-time critical exponents were modified by LRI [15].

In this paper, we study the short-time critical behaviour of the dynamic Ginzburg-Landau model with long-range exchange interaction. In equilib-

rium at temperature  $T$  the  $O(n)$  symmetric Hamiltonian is given by

$$H[s] \equiv \int d^d x \left\{ \frac{a}{2} (\nabla s)^2 + \frac{b}{2} (\nabla^{\frac{\sigma}{2}} s)^2 + \frac{\tau}{2} s^2 + \frac{g}{4!} (s^2)^2 \right\} \quad (1)$$

where  $s = (s^\alpha)$  are  $n$ -component spin fields,  $\tau$  is proportional to the reduced temperature  $1 - T/T_c$  and  $g$  is the coupling constant. The SRI model corresponds to  $a = 1$  and  $b = 0$ , whereas for the pure LRI model  $\sigma < 2$ ,  $a = 0$  and  $b = 1$ . Since the case  $0 < \sigma < d/2$  is covered by a mean-field theoretic description, and since for  $\sigma > 2$  and  $d > 2$  the model (1) belongs to the same universality class as the SRI model, we will restrict ourselves in the present paper to the range  $d/2 < \sigma < \min(2, d)$ .

The dynamics to be discussed here is controlled by the Langevin equation

$$\partial_t s^\alpha(x, t) = -\lambda \frac{\delta H[s]}{\delta s^\alpha(x, t)} + \xi^\alpha(x, t)$$

where  $\lambda$  is the kinetic coefficient. The random forces  $\xi = (\xi^\alpha)$  are assumed to be Gaussian distributed

$$\langle \xi^\alpha(x, t) \rangle = 0 ; \quad \langle \xi^\alpha(x, t) \xi^\beta(x', t') \rangle = 2\lambda \delta^{\alpha\beta} \delta(x - x') \delta(t - t') .$$

As mentioned above, the initial state is prepared (macroscopically) at some very high temperature  $T_i$ . One assumes that the initial condition  $s_0(x) \equiv s(x, 0)$  has also a Gaussian distribution  $P[s_0] \propto \exp(-H^i[s_0])$  where

$$H^i[s_0] \equiv \int d^d x \frac{\tau_0}{2} [s_0(x) - m_0(x)]^2 ,$$

$\tau_0$  is proportional to  $1 - T_i/T$  and  $m_0(x)$  is the (spatially varying) initial order parameter. Being away from criticality ( $T_i \gg T_c$ ), the initial correlation function will be short-ranged. Since  $\tau_0 \sim \mu^\sigma$  (where  $\mu$  is a renormalisation momentum scale), the physically interesting fixed point is  $\tau_0^* = +\infty$ , which corresponds to a sharply prepared initial state with initial order  $m_0$  and zero correlation length.

Introducing a (purely imaginary) response field  $\tilde{s}(x, t)$  [17, 18], the generating functional for all connected correlation and response functions is given by

$$W[h, \tilde{h}] = \ln \int \mathcal{D}(i\tilde{s}, s) \exp \left\{ -\mathcal{L}[\tilde{s}, s] - H^i[s_0] + \int_0^\infty dt \int d^d x (hs + \tilde{h}\tilde{s}) \right\} \quad (2)$$

where

$$\mathcal{L}[\tilde{s}, s] \equiv \int_0^\infty dt \int d^d x \left\{ \tilde{s} \left[ \dot{s} + \lambda \left( \tau - a \nabla^2 + b(-\nabla^2)^{\frac{\sigma}{2}} \right) s + \frac{\lambda g}{6} s s^2 \right] - \lambda \tilde{s}^2 \right\}. \quad (3)$$

Here we have used a pre-point discretisation with respect to time so that the step function  $\Theta(t=0) = 0$ . Then the contribution (proportional to  $\Theta(0)$ ) to  $\mathcal{L}[\tilde{s}, s]$  arising from the functional determinant  $\det \left[ \frac{\delta \xi(x, t)}{\delta s(x, t)} \right]$  vanishes [19].

It is believed that the singularity of the temporal correlation is essential to the short-time scaling and the scaling can emerge in the early stage of the evolution even though all spatial correlations are still short-ranged.

The system is now rapidly quenched to a temperature  $T \simeq T_c$ . The order parameter will undergo a relaxation process displaying an initial increase. As long as the correlations are short-ranged and the spatial dimension  $d$  is smaller than the critical dimension  $d_c$ , the order parameter follows a mean-field ordering process because the mean-field critical temperature  $T_c^{(\text{mf})}$  is larger than the actual critical temperature  $T_c$ . This ordering causes an amplification of the initial order parameter. For  $d > d_c$  mean-field theory applies and there is no critical increase.

For the SRI models  $d_c = 4$ . The longer is the interaction range, the stronger the suppression of the fluctuations and hence the critical dimension of the LRI model is smaller. Indeed, it turns out that  $d_c = 2\sigma$ . Also one would expect that the critical initial increase should be weaker as the interaction range becomes longer.

Since the short-range exchange interaction is irrelevant for  $d/2 < \sigma < \sigma_s \equiv 2 - \eta_{sr}$  where  $\eta_{sr}$  is the Fisher exponent at the SRI fixed point, one can consider only pure LRI. We apply the  $\epsilon$ -expansion theory to the LRI model in this regime with  $\epsilon \equiv 2\sigma - d$ . The critical initial order increase appears in the LRI model for  $1 \leq d < d_c$ . The scaling behaviour of the critical initial slip is governed by the exponents  $\theta$  and  $\theta'$ . They are computed as functions of  $d$  and  $\sigma$ .

For  $\sigma$  close to (but larger than)  $d/2$  the quantity  $\epsilon$  is very small and the numerical values of the exponents are accurate when computed to order  $\epsilon^2$ .

However, when the interaction range is not very long, the situation becomes more complicated, due to a subtle competition between the SRI and the LRI fixed points [6-9]. Honkonen [8] computed the  $\beta$ -function of the

renormalisation group for the pure LRI model at three-loops and found that the infrared LRI fixed point becomes unstable for  $\sigma = \sigma_s$ . In the pure LRI model the exchange interaction term is not renormalised, so that the anomalous dimension of the field  $s(x, t)$  is zero, whereas in the SRI model the field carries some anomalous dimension  $\gamma$ . Taking the limit  $\sigma \rightarrow 2$  the expressions for the anomalous dimension (and for other critical exponents) do not coincide. However, as first shown by Sak [6] to the leading non-trivial order and later by Honkonen and Nalimov [7] to all order in  $\epsilon' \equiv 4 - d$ , the anomalous dimension  $\gamma$  and the other exponents are continuous functions of the parameter  $\sigma$ . This means that the scaling regime of the LRI model is valid only for  $\sigma < \sigma_s$ , whereas for  $\sigma > \sigma_s$  the scaling behaviour is described by the SRI model. At the borderline value  $\sigma = \sigma_s$  the two descriptions yield equal values for the critical exponents. Let us conclude here by remarking that these last results were obtained solely for static models.

The paper is organised as follows: In section 2, the LRI model with  $\sigma < \sigma_s$  is studied by the  $\epsilon$  expansion method. The scaling behaviour of the order parameter, correlation and response functions, as well as the corresponding critical initial slip exponents, are obtained. Section 3 contains conclusions and discussions.

## 2. The short-time scalings and exponents

Since the SRI is irrelevant for  $\sigma < \sigma_s$ , in this section we take  $a = 0$  and  $b = 1$  in (3).

For  $g = 0$ , the generating functional (2) becomes Gaussian and can be easily evaluated in momentum space. One must take into account the initial condition, by imposing the following boundary conditions:

$$\tilde{s}(x, \infty) = 0 \quad s_0(x) = m_0(x) + \tau_0^{-1} \tilde{s}(x, 0) .$$

The free response function  $G_p(t, t')$  and the free correlation function  $C_p(t, t')$  are respectively

$$\begin{aligned} G_p(t, t') &= \Theta(t - t') \exp[-\lambda(p^\sigma + \tau)(t - t')] ; \\ C_p(t, t') &= C_p^{(e)}(t - t') + C_p^{(i)}(t, t') , \end{aligned}$$

with equilibrium part  $C_p^{(e)}(t - t')$  and initial part  $C_p^{(i)}(t, t')$  defined by

$$\begin{aligned} C_p^{(e)}(t - t') &\equiv \frac{1}{\tau + p^\sigma} \exp[-\lambda(p^\sigma + \tau)|t - t'|] ; \\ C_p^{(i)}(t, t') &\equiv \left( \tau_0^{-1} - \frac{1}{\tau + p^\sigma} \right) \exp[-\lambda(p^\sigma + \tau)(t + t')] . \end{aligned}$$

One sets now a perturbation expansion ordered by the number of loops in the Feynman diagrams. It is convenient to consider the Dirichlet boundary conditions  $\tau_0 = +\infty$  and  $m_0(x) = 0$ . The general case is recovered by treating the parameters  $\tau_0^{-1}$  and  $m_0(x)$  as additional perturbations.

The model (2) with Dirichlet boundary conditions must be renormalised. For this purpose notice that the free correlation function simplifies to

$$C_p^{(D)}(t, t') \equiv \frac{1}{\tau + p^\sigma} \{ \exp[-\lambda(p^\sigma + \tau)|t - t'|] - \exp[-\lambda(p^\sigma + \tau)(t + t')] \} .$$

By integrating over the internal momentum and time coordinates one encounters ultraviolet divergences which can be absorbed through the reparameterization of a finite number of coupling constants and fields.

Through dimensional analysis, one can show that the critical dimension  $d_c = 2\sigma$  and hence it is convenient to make an expansion in  $\epsilon = 2\sigma - d$ . We will adopt the dimensional regularisation with minimal subtraction scheme [20] and introduce renormalised quantities through multiplicative factors

$$\begin{aligned} s_b &= Z_s^{1/2} s , & \tilde{s}_b &= Z_s^{1/2} \tilde{s} , & \lambda_b &= (Z_s/Z_s^-)^{1/2} \lambda , \\ \tau_b &= Z_s^{-1} Z_\tau \tau , & g_b &= K_d^{-1} \mu^\epsilon Z_s^{-2} Z_u u , \\ \tau_{0b} &= (Z_s^-/Z_s)^{1/2} \tau_0 , & \tilde{s}_{0b} &= (Z_s^- Z_0)^{1/2} \tilde{s}_0 \end{aligned} \quad (4)$$

where the subscript  $b$  denotes the bare quantity and  $K_d \equiv 2^{1-d} \pi^{-\frac{d}{2}} [\Gamma(d/2)]^{-1}$ .

Some comments are in order:

(i) The graphs containing only the equilibrium part of the correlation function are associated to 1PI diagrams and can be made finite by the same renormalisation factors as the translation-ally invariant theory.

(ii) In addition there are divergences arising for  $t + t' = 0$  from the initial part of the correlation function. Remarkably enough, such divergences can be multiplicatively removed if one associates them with  $n$ -point connected Green

functions. A simple dimensional analysis reveals that new re-normalisations are required only in two-point functions. Due to the Ward identities:

$$s_0(x) = 0 \quad \dot{s}_0(x) = 2\lambda\tilde{s}_0(x)$$

which hold when inserted in the connected Green functions, one is left with a single additional renormalisation constant  $Z_0$ .

A two-loop calculation gives the following renormalisation constants:

$$Z_s = 1; \quad (5)$$

$$Z_{\tilde{s}} = 1 - \frac{n+2}{6\epsilon} B_\sigma u^2; \quad (6)$$

$$Z_u = 1 + \frac{n+8}{6\epsilon} u + \left[ \frac{(n+8)^2}{36\epsilon^2} - \frac{5n+22}{36\epsilon} D_\sigma \right] u^2; \quad (7)$$

$$Z_\tau = 1 + \frac{n+2}{6\epsilon} u + \left[ \frac{(n+2)(n+5)}{36\epsilon^2} - \frac{n+2}{24\epsilon} D_\sigma \right] u^2; \quad (8)$$

$$Z_0 = 1 + \frac{n+2}{6\epsilon} u + \frac{n+2}{12\epsilon^2} \left[ \frac{n+5}{3} + \left( \frac{2}{\sigma} \ln 2 - \frac{1}{2} D_\sigma \right) \epsilon \right] u^2. \quad (9)$$

Here we have introduced

$$B_\sigma \equiv K_{2\sigma}^{-1} \int \frac{d^{2\sigma}x}{(2\pi)^{2\sigma}} [1 + x^\sigma + (\mathbf{e} + \mathbf{x})^\sigma]^{-2} x^{-\sigma}$$

with  $\mathbf{e}$  a unit vector in the  $2\sigma$ -dimensional space, and

$$D_\sigma \equiv \psi(1) - 2\psi(\sigma/2) + \psi(\sigma)$$

with  $\psi(x)$  the logarithmic derivative of the gamma function. For the particular case  $\sigma = 2$ , one has  $B_2 = \frac{1}{2} \ln(4/3)$ , and  $D_2 = 1$ . The calculation of the renormalisation constant  $Z_0$  is reported in Appendix.

According to the general solution of the renormalisation group equation, the renormalised connected Green function of  $N$   $s$ -fields,  $\tilde{N}$   $\tilde{s}$ -fields, and  $M$   $\tilde{s}_0$ -fields at the fixed point  $u^*$  has the following scaling law:

$$\begin{aligned} G_{N\tilde{N}}^M(\{x, t\}, \tau, \tau_0^{-1}, \lambda, u^*, \mu) &= l^{(d-\sigma+\eta_s)N/2 + (d+\sigma+\eta_{\tilde{s}})\tilde{N}/2 + (d+\sigma+\eta_{\tilde{s}}+\eta_0)M/2} \\ &\times G_{N\tilde{N}}^M(\{lx, l^{\sigma+\zeta(u^*)}t\}, \tau l^{-\sigma+\kappa(u^*)}, \tau_0^{-1} l^{\sigma+\zeta(u^*)}, \lambda, u^*, \mu) \end{aligned} \quad (10)$$

where  $\eta_s \equiv \gamma(u^*)$ ,  $\eta_{\tilde{s}} \equiv \tilde{\gamma}(u^*)$ , and  $\eta_0 \equiv \gamma_0(u^*)$ . The Wilson functions entering the renormalisation group equations are defined by

$$\begin{aligned} \gamma &\equiv \mu \partial_\mu \ln Z_s|_0 ; & \beta &\equiv \mu \partial_\mu u|_0 ; & \tilde{\gamma} &\equiv \mu \partial_\mu \ln Z_{\tilde{s}}|_0 ; \\ \kappa &\equiv \mu \partial_\mu \ln \tau|_0 ; & \zeta &\equiv \mu \partial_\mu \ln \lambda|_0 = \frac{1}{2}(\tilde{\gamma} - \gamma) ; & \gamma_0 &\equiv \mu \partial_\mu \ln Z_0|_0 \end{aligned}$$

and are computed perturbatively from Eqs.(5-9). The symbol  $|_0$  means that  $\mu$ -derivatives are calculated at fixed bare parameters. For instance, at the two-loop level, the Wilson function  $\gamma_0$  (related to the initial order parameter) is given by

$$\gamma_0 = -\frac{n+2}{6} \left[ 1 + \left( \frac{2}{\sigma} \ln 2 - \frac{1}{2} D_\sigma \right) u \right] u . \quad (11)$$

By solving algebraically the equation  $\beta(u) = 0$  one finds the infrared LRI fixed point

$$u^* = \frac{6\epsilon}{n+8} \left[ 1 + \frac{2(5n+22)}{(n+8)^2} D_\sigma \epsilon \right] + O(\epsilon^3) \quad (12)$$

and subsequently the values of the Wilson functions at this point.

In order to identify the critical exponents one can compare the standard scaling form of the two-point correlation function

$$G_{20}^0(x-x', t, t'; \tau) = |x-x'|^{-(d-2+\eta)} f\left(\frac{|x-x'|}{\xi}, \frac{|x-x'|}{t^{1/z}}, \frac{|x-x'|}{t'^{1/z}}\right)$$

to the Eq.(10) in which we have set  $N = 2$ ,  $\tilde{N} = M = 0$  and  $lx = 1$ . Here  $\xi \equiv \tau^{-\nu}$ .

In this way we find the LRI critical exponents to second order in  $\epsilon$  [5, 12]

$$\begin{aligned} \eta &\equiv 2 - \sigma + \eta_s = 2 - \sigma ; \\ z &\equiv \sigma + \zeta(u^*) = \sigma + \frac{6(n+2)}{(n+8)^2} B_\sigma \epsilon^2 ; \\ 1/\nu &\equiv \sigma - \kappa(u^*) = \sigma - \frac{n+2}{n+8} \left[ 1 + \frac{7n+20}{(n+8)^2} D_\sigma \epsilon \right] \epsilon . \end{aligned}$$

Notice that the anomalous dimensions of  $s$  and  $\tilde{s}$  are  $\eta_s = 2 - \sigma + \eta$  and  $\eta_{\tilde{s}} = \eta + 2(z - \sigma)$  respectively, whereas that of the initial order parameter  $\eta_0$  is given by Eq.(11) at the fixed point (12).



Employing a short-time expansion of the fields  $s(x, t)$  and  $\tilde{s}(x, t)$ , as done in [1], one can derive the following behaviour of the full response and correlation functions for  $t > 0$  but  $t' \rightarrow 0$ :

$$\begin{aligned} G(p, t, t') &= p^{-2+\eta+z} \left(\frac{t}{t'}\right)^\theta f'_G(p\xi, p^z t) \\ C(p, t, t') &= p^{-2+\eta} \left(\frac{t}{t'}\right)^{\theta-1} f_C(p\xi, p^z t) . \end{aligned} \quad (13)$$

Here we defined the initial slip exponent  $\theta$  and computed it to second order in  $\epsilon$

$$\theta \equiv -\frac{\eta_0}{2z} = \frac{\epsilon(n+2)}{2\sigma(n+8)} \left\{ 1 + \left[ \frac{7n+20}{(n+8)^2} D_\sigma + \frac{12 \ln 2}{\sigma(n+8)} \right] \epsilon \right\} .$$

Let us discuss now the scaling form of the order parameter which relaxes from a non-zero initial value  $m_0$  to zero. As mentioned above we can consider  $m_0(x)$  an additional time independent source coupled to the initial response field  $\tilde{s}_0(x)$ . Owing to the renormalisation of the initial order parameter

$$m_{0b}(x) = (Z_0 Z_s)^{-1/2} m_0(x) ,$$

no new renormalisation is required for the time dependent order parameter  $m(x, t) \equiv \langle s(x, t) \rangle|_{h=h=0}$ . By taking a homogeneous source  $m_0(x) = m_0$ , but keeping still  $\tau_0^* = +\infty$ , we obtain the power law

$$m(t) = m_0 t^{\theta'} f_m \left( m_0 t^{\theta' + \frac{d-2+\eta}{2z}}, \tau t^{\frac{1}{\nu z}} \right) \quad (14)$$

where the exponent  $\theta'$  is defined by

$$\theta' \equiv -\frac{\eta_s + \eta_{\tilde{s}} + \eta_0}{2z} .$$

To second order in  $\epsilon$  it has the value

$$\theta' = \frac{\epsilon(n+2)}{2\sigma(n+8)} \left\{ 1 + \left[ \frac{7n+20}{(n+8)^2} D_\sigma + \frac{12 (\ln 2 - \sigma B_\sigma)}{\sigma(n+8)} \right] \epsilon \right\} .$$

As first indicated in [1] for the SRI model, the critical exponents  $\theta$  and  $\theta'$  are related by  $\theta' = \theta + (2 - z - \eta)/z$ .

The function  $f_m(x, y)$  appearing in (14) has a universal behaviour at the critical point  $\tau = 0$ :  $f_m(0, 0)$  is finite; while for  $x \rightarrow \infty$ ,  $f_m(x, 0)$  behaves like  $\sim 1/x$ .

### 3. Discussions and conclusions

When the long range interactions are dominant,  $\epsilon$  is small enough and the calculated values of  $\theta'$  and  $\theta$  for physical dimensions are numerically reliable. For instance, we list in Table 1 the values corresponding to  $\epsilon = 0.1$  for  $n = 1$  and  $d = 1, 2, 3$ .

	$d = 1, \sigma = 0.55$	$d = 2, \sigma = 1.05$	$d = 3, \sigma = 1.55$
$\theta'$	0.0383	0.0180	0.0117
$\theta$	0.0408	0.0187	0.0120

Table 1: The values of  $\theta', \theta$  to  $\epsilon = 0.1$  for  $n = 1$  and  $d = 1, 2, 3$ .

In the following, we will focus the discussion on  $\theta'$ . Let us first notice that both the response and the correlation functions measure the fluctuations of the spin-fields. Since  $\theta$  and  $\theta'$  are positive, one expects, according to Eqs.(13), an initial increase of the fluctuations. Of course, the increase depends upon  $\sigma$  and  $d$ .

In Figure 1 the exponent  $\theta'$  is plotted versus  $d$  for  $\sigma = 1/2, 1, 3/2$  and 2 respectively and  $n = 1$ . The value  $\sigma = 2$  corresponds to the SRI model. At fixed  $\sigma$ , the exponent  $\theta'$  decreases when  $d$  increases, because fluctuations are reduced as the dimension gets larger. At the critical dimension  $d_c = 2\sigma$  the value of  $\theta'$  becomes equal to zero. Here other scaling laws would replace the power law.

Figure 2 shows that  $\theta'$  for  $d = 2$  and small  $\sigma$  monotonously increases with  $n$ . For larger  $\sigma$  it first reaches a peak and then it decreases toward  $n \rightarrow \infty$ . For other values of the spatial dimension  $d$  the pictures are similar. The increase of  $\theta'$  can be easily understood as more internal degrees of freedom (larger  $n$ ) help the fluctuations increase. Hence the critical behaviour is smooth in  $n$  and can be studied in an  $1/n$ -expansion. But for large  $\sigma$  one can reach the opposite effect [21], the fluctuations decrease when  $n$  exceeds some threshold value.

In Figure 3 the exponent  $\theta'$  is plotted versus  $\sigma$  for  $n = 1$  and  $d = 1, 2, 3$ . At fixed  $d$  the exponent  $\theta'$  decreases when  $\sigma$  decreases, because the fluctuations are more suppressed by interactions of longer range ( $\sigma$  smaller). In one dimension, there is no SRI fixed point hence only the curve controlled by the LRI fixed point is observed.

All the previous considerations were of qualitative nature since they do not take into account the interaction of coupling constant  $g$ . Of special interest in this respect is the LRI fixed point (12). At  $\sigma = \sigma_s \equiv 2 - \eta_{sr}$  (where  $\eta_{sr} \equiv \frac{n+2}{2(n+8)^2}\epsilon'^2$  and  $\epsilon' \equiv 4 - d$ ) and fixed  $d$  we have

$$\begin{aligned}\epsilon &= \epsilon' - \frac{n+2}{4(n+8)^2}\epsilon'^2; \\ u^* &= \frac{6\epsilon'}{n+8} \left[ 1 + \frac{3(3n+14)\epsilon'}{(n+8)^2} \right] \equiv u_{SR}^*; \\ \theta' &= \frac{\epsilon'(n+2)}{4(n+8)} \left[ 1 + \frac{6\epsilon'}{n+8} \left( \frac{n+3}{n+8} + \ln \frac{3}{2} \right) \right] \equiv \theta'_{SR}.\end{aligned}\tag{15}$$

Here the subscript  $SR$  means short-range regime.

In order to explore the limitation of  $\sigma \rightarrow 2$  of the LRI, we make a double expansion in  $\epsilon$  and  $\alpha \equiv 1 - \sigma/2$  with  $\alpha$  of the order  $\epsilon$  or smaller. The infrared fixed point to order  $\epsilon^2$  is located at

$$u_{wlr}^* = \frac{6\epsilon}{n+8} \left\{ 1 + \frac{\epsilon}{(n+8)^2} \left[ 3(3n+14) + (n+2)\frac{\alpha}{\alpha+\epsilon} \right] \right\}. \tag{16}$$

Here the subscript  $wlr$  (weak-long-range) means that  $\alpha$  is at most of order  $\epsilon$ . The critical initial slip exponent in the weak-long-range limit can be also computed to this order:

$$\theta'_{wlr} = \frac{\epsilon(n+2)}{4(n+8)} \left\{ 1 + \alpha + \frac{\epsilon}{n+8} \left[ 6 \left( \frac{n+3}{n+8} + \ln \frac{3}{2} \right) + \frac{n+2}{n+8} \frac{\alpha}{\alpha+\epsilon} \right] \right\}. \tag{17}$$

Since  $\alpha$  is actually of order  $\epsilon^2$  it can be set to zero in (16) and (17), and taking into account that  $\epsilon = \epsilon' + O(\epsilon^2)$ , one gets

$$\begin{aligned}u_{lwr}^* &= \frac{6}{n+8} \left[ \epsilon + \frac{3(3n+14)\epsilon'^2}{(n+8)^2} \right]; \\ \theta'_{lwr} &= \frac{n+2}{4(n+8)} \left[ \epsilon + \frac{6\epsilon'^2}{n+8} \left( \frac{n+3}{n+8} + \ln \frac{3}{2} \right) \right].\end{aligned}\tag{18}$$

Clearly the difference between the weak-long-range and short-range regimes comes from the difference between  $\epsilon$  and  $\epsilon'$  as given by Eq.(15). From the

work of [8] we know that the LRI fixed point becomes instable at  $\sigma = \sigma_s$ . The signal of instability appears however at three-loops. Our work shows that already at two-loops a new fixed point develops, driving the pure LRI model to the intermediate weak-long-range regime. The  $\sigma$  dependence of the critical exponent  $\theta'$  in this regime is linear and is shown in the curves ‘d’ and ‘e’ of Figure 3.

We summarise now our results. We studied the short-time critical behaviour of the Ginzburg-Landau models with LRI in the  $\epsilon$ -expansion up to two-loop order. We observed an initial critical increase for dimensions smaller than  $d_c$  and for the interaction range  $d/2 < \sigma < d$ . We obtained the universal critical exponents  $\theta$  and  $\theta'$  of the initial slip as functions of  $d$ ,  $n$ , and the interaction range parameter  $\sigma$ . The limit in which pure LRI is approaching the SRI has been also discussed in some detail.

**Acknowledgements:** The authors are grateful to H. Luo and B. Zheng for fruitful discussions, and thank C. Untch for help in using the computers.

## Appendix The calculation of $Z_0$

In order to determine the renormalisation constant  $Z_0$ , we calculate the two-point function  $\langle s(-q, t) \tilde{s}(q, t') \rangle$ , with one leg attached to the initial surface  $t' = 0$

$$\langle s(-q, t) \tilde{s}(q, 0) \rangle = \int_0^\infty dt' \langle s(-q, t) \tilde{s}(q, t') \rangle^{(e)} \Gamma_{10}^{(i)}(q, t'),$$

by using the graphs of Figure 4.

In these diagrams  $C_p^{(D)}(t, t')$  and  $G_p(t, t')$  are represented by solid lines with and without arrows respectively. The small circle means that one time argument is set equal to zero. The factor  $\langle s(-q, t) \tilde{s}(q, t') \rangle^{(e)}$  denotes the contribution to the two-point function coming only from the equilibrium part  $C_p^{(e)}(t, t')$ , whereas the residual factor  $\Gamma_{10}^{(i)}(q, t')$  is the sum of the amplitudes with at least one initial part  $C_p^{(i)}(t, t')$ .

We write the singular part of  $\Gamma_{10}^{(i)}$  at the critical point  $\tau = 0$  in the form

$$\Gamma_{10}^{(i)}(q = 0, t) = I_1 + I_2 + I_3 + I_4 + I_5 \quad (19)$$

where  $I_j$  with  $j = 1, 2, 3, 4, 5$  is the contribution of Fig.4( $j$ ). These contributions are given by

$$I_1 = \delta(t) ; \quad (20)$$

$$I_2 = -\lambda g \frac{n+2}{6} \int \frac{d^d p}{(2\pi)^d} C_p^{(i)}(t, t) ;$$

$$I_3 = 2(\lambda g)^2 \left( \frac{n+2}{6} \right)^2 \int_0^t dt' \int \frac{d^d p}{(2\pi)^d} C_p^{(i)}(t, t) \int \frac{d^d p'}{(2\pi)^d} G_{p'}(t, t') C_{p'}^{(D)}(t, t') ;$$

$$I_4 = (\lambda g)^2 \frac{n+2}{6} \int_0^t dt' \int \frac{d^d p}{(2\pi)^d} \frac{d^d p'}{(2\pi)^d} \times G_{p+p'}(t, t') \left[ 2 C_p^{(i)}(t, t') C_{p'}^{(e)}(t, t') + C_p^{(i)}(t, t') C_{p'}^{(i)}(t, t') \right] ; \quad (21)$$

$$I_5 = (\lambda g)^2 \left( \frac{n+2}{6} \right)^2 \int_0^t dt' \int \frac{d^d p}{(2\pi)^d} \frac{d^d p'}{(2\pi)^d} C_p^{(i)}(t, t) C_{p'}^{(i)}(t', t') . \quad (22)$$

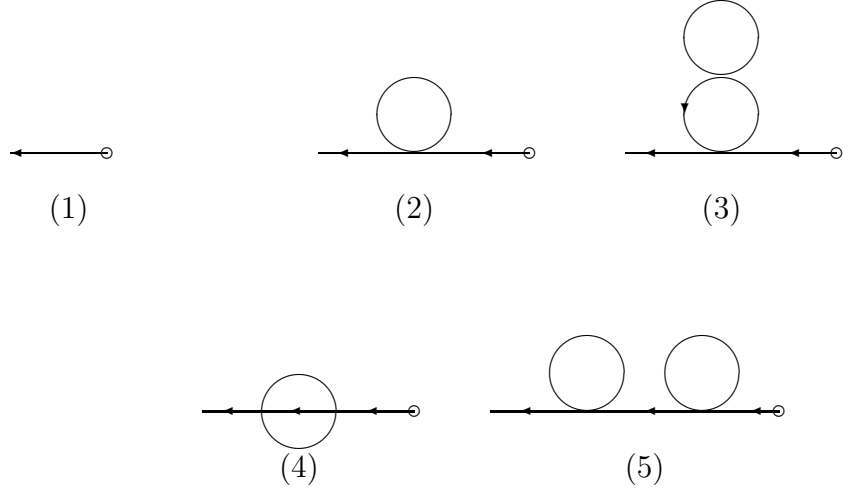


Fig.4 Diagrams contributing to  $\Gamma_{10}^{(i)}(q, t)$  up to two loops.

By using the formulae

$$\int_0^\infty dx x^{\nu-1} e^{-\mu x} = \mu^{-\nu} \Gamma(\nu) ;$$

$$\int_0^t dx x^{\nu-1} (t-x)^{\mu-1} = \frac{\Gamma(\nu) \Gamma(\mu)}{\Gamma(\nu+\mu)} t^{\nu+\mu-1}$$

valid for  $\mathbf{Re}\nu > 0$  and  $\mathbf{Re}\mu > 0$ , it is not difficult to obtain

$$I_2 = \frac{n+2}{6\sigma} \lambda g K_d \Gamma(1 - \epsilon/\sigma) (2\lambda t)^{-1+\epsilon/\sigma} ; \quad (23)$$

$$I_3 = - \left( \frac{n+2}{3} \right)^2 \lambda (g K_d)^2 \frac{\Gamma^2(1 - \epsilon/\sigma)}{2\sigma\epsilon} \\ \times \left[ \frac{\Gamma^2(1 + \epsilon/\sigma)}{\Gamma(1 + 2\epsilon/\sigma)} - \frac{1}{2} \right] (2\lambda t)^{-1+2\epsilon/\sigma} ; \quad (24)$$

$$I_5 = \left( \frac{n+2}{6} \right)^2 \lambda (g K_d)^2 \frac{\Gamma^2(1 - \epsilon/\sigma)}{2\sigma\epsilon} (2\lambda t)^{-1+2\epsilon/\sigma} . \quad (25)$$

By integrating in (21) over  $t'$  and over the length of  $p'$ , one finds

$$I_4 = \frac{n+2}{6\sigma} \lambda (g K_d)^2 \Gamma(1 - 2\epsilon/\sigma) \left[ -I_4^{(1)} + I_4^{(2)} + O(\epsilon) \right] (2\lambda t)^{-1+2\epsilon/\sigma}$$

where

$$I_4^{(1)} \equiv K_d^{-1} \int \frac{d^d x}{(2\pi)^d} \frac{1}{x^\sigma (\mathbf{e} + \mathbf{x})^\sigma} ; \\ I_4^{(2)} \equiv K_d^{-1} \int \frac{d^d x}{(2\pi)^d} \frac{1}{x^\sigma (\mathbf{e} + \mathbf{x})^\sigma (1 + x^\sigma)} ,$$

with  $\mathbf{e}$  the unit vector along the  $d$ -axis. The first integral is easily done with the result

$$I_4^{(1)} = \frac{K_d^{-1}}{2^d \pi^{d/2}} \frac{\Gamma^2\left(\frac{d-\sigma}{2}\right) \Gamma\left(\frac{2\sigma-d}{2}\right)}{\Gamma^2\left(\frac{\sigma}{2}\right) \Gamma(d-\sigma)} \\ = \frac{1}{\epsilon} + \frac{D_\sigma}{2} + O(\epsilon) .$$

In order to carry out  $I_4^{(2)}$ , one can use the following expansion of  $1/(\mathbf{e} + \mathbf{x})^\sigma$ :

$$(x^2 + 2\mathbf{x} \cdot \mathbf{e} + 1)^{-\sigma/2} = [\max(x, 1)]^{-\sigma} \sum_{n=0}^{\infty} [\min(x, 1/x)]^n (-1)^n c_n^{\sigma/2} (\hat{\mathbf{x}} \cdot \mathbf{e})$$

where  $\hat{\mathbf{x}}$  stands for the unit vector of  $\mathbf{x}$  and  $c_n^{\sigma/2}(\hat{\mathbf{x}} \cdot \mathbf{e})$  are Gegenbauer polynomials. This leads to

$$\int d\hat{x} (\mathbf{x} + \mathbf{e})^{-\sigma} = \begin{cases} 1 & x \leq 1 \\ x^{-\sigma} & x \geq 1 \end{cases}$$

which can be then used to find the leading contribution to  $I_4^{(2)}$

$$I_4^{(2)} = \frac{2}{\sigma} \ln 2 + O(\epsilon).$$

Finally, we get

$$I_4 = \frac{n+2}{6\sigma} \lambda (gK_d)^2 \Gamma \left( 1 - \frac{2\epsilon}{\sigma} \right) \left[ -\frac{1}{\epsilon} + \frac{2}{\sigma} \ln 2 - \frac{D_\sigma}{2} + O(\epsilon) \right] (2\lambda t)^{2\epsilon/\sigma-1}. \quad (26)$$

The substitution of Eqs.(20),(23-26) in (17) leads to an explicit expression for  $\Gamma_{10}^{(i)}(q=0, t)$  up to terms of order  $\epsilon$ .

We renormalise now according to (4) the (bare) quantities entering this expression. For the fields  $s$ ,  $\tilde{s}$  and the coupling constant  $g$  a one-loop renormalisation will be sufficient. All the necessary information is available in Eqs.(5-7). The residual singularity is then removed by requiring [1]

$$Z_0^{-1/2} \int_0^\infty dt e^{-i\omega t} \Gamma_{10}^{(i)}(q=0, t)_b = \text{finite for } \epsilon \rightarrow 0.$$

Here the subscript  $b$  denotes the expression of  $\Gamma_{10}^{(i)}$  obtained above in which only bare quantities appear. From this condition we compute  $Z_0$  as given by Eq.(9).

## References

- [1] H. K. Janssen, B. Schaub, and B. Schmittmann, Z. Phys. B **73**, 539 (1989)
- [2] B. Zheng, Int. J. Mod. Phys. B **12**, 1419 (1998)
- [3] H.J. Luo, *Short-time Critical Dynamics of Statistical Systems with Quenched Disorder* Berichte aus der Physik, Shaker Verlag, Aachen 2000
- [4] G. S. Jovce, Phys. Rev. **146**, 349 (1966)
- [5] M. E. Fisher, S. Ma, and B. G. Nickel, Phys. Rev. Lett. **29**, 917 (1972)
- [6] J. Sak, Phys. Rev. B **8**, 281 (1973)

- [7] J. Honkonen and M. Yu. Nalimov, J. Phys. A: Math. Gen. **22**, 751 (1989)
- [8] J. Honkonen, J. Phys. A: Math. Gen. **23**, 825 (1990)
- [9] H. K. Janssen, Phys. Rev. E **58**, R2673 (1998)
- [10] M. Suzuki, Prog. Theor. Phys. **49**, 424 (1973); **49**, 1106 (1973); **49**, 1440 (1973)
- [11] E. Luijten and H. W. J. Blöte, Phys. Rev. B **56**, 8945 (1997)
- [12] M. Suzuki and G. Igarashi, Prog. Theor. Phys. **49**, 1070 (1973)
- [13] B. I. Halperin, P. C. Hohenberg, and S. Ma, Phys. Rev. Lett. **29**, 1548 (1972)
- [14] R. Folk and G. Moser, Phys. Rev. E **49**, 3128 (1994)
- [15] Y. Chen, S. H. Guo, Z. B. Li and A. J. Ye, Eur. Phys. J. B **15**, 97 (2000)
- [16] P. I. Hohenberg and B. I. Halperin, Rev. Mod. Phys. **49**, 435 (1977)
- [17] P. C. Martin, E. D. Siggia and H. H. Rose, Phys. Rev. A **8**, 423 (1973)
- [18] C. De Dominicis, J. Phys. (Paris)C **37**, 247 (1976); H. K. Janssen, Z. Phys. B **23**, 377 (1976)
- [19] H. W. Diehl, Z. Phys. B **66**, 211 (1987); R. Bausch, H. K. Janssen and H. Wagner, Z. Phys. B **24**, 113 (1976)
- [20] G. 't Hooft, Nucl. Phys. B **61**, 455 (1973); G. 't Hooft and M. Veltman, Nucl. Phys. B **44**, 189 (1972)
- [21] S. Ma, in *Phase Transitions and Critical Phenomena*, edited by C. Domb and M. S. Green ( Academic Press, New York, 1976)



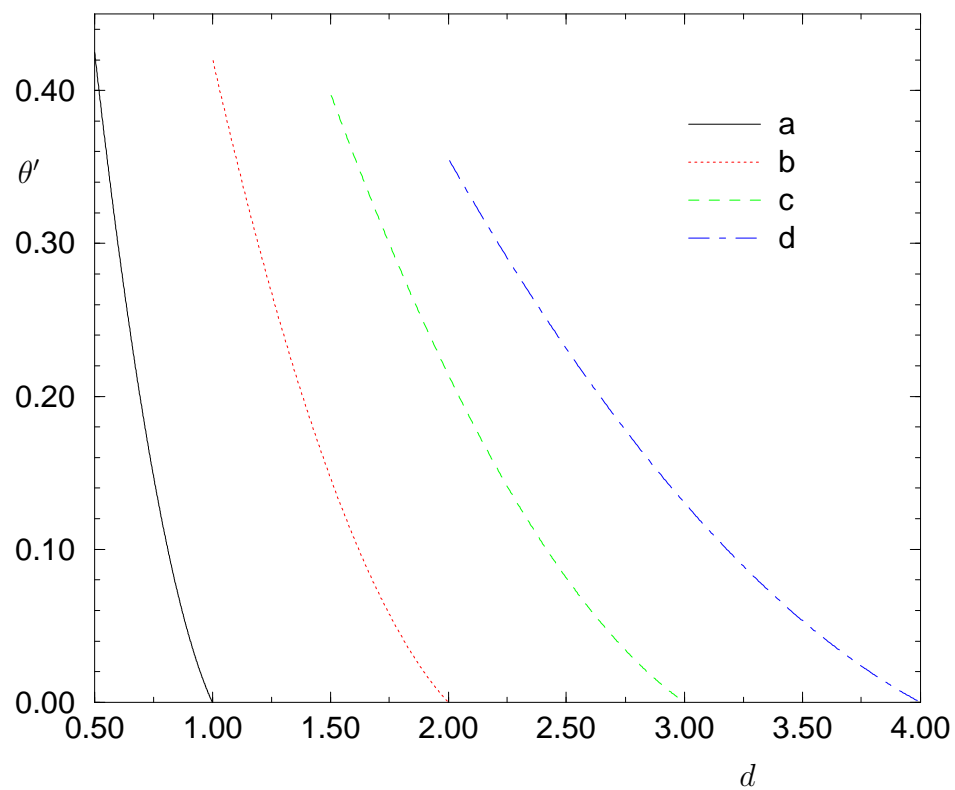


Figure 1: The exponent  $\theta'$  for  $n = 1$  is plotted versus  $d$ . Curves 'a', 'b', 'c', and 'd' correspond to  $\sigma = 1/2$ , 1,  $3/2$  and 2 respectively.

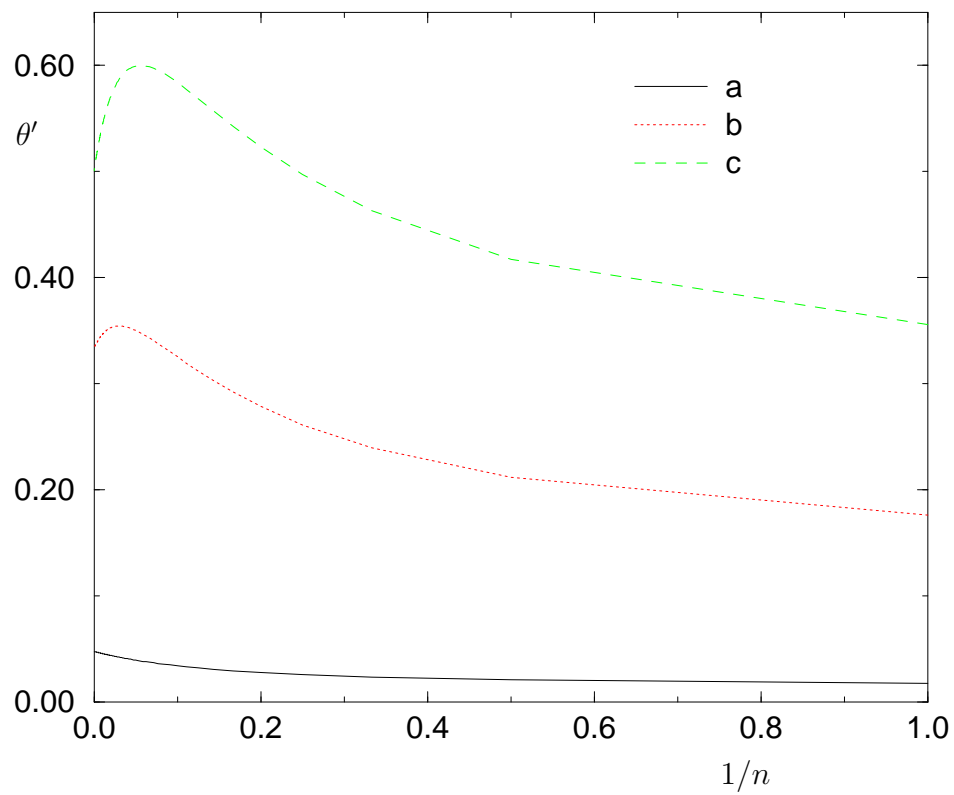


Figure 2: The exponent  $\theta'$  for  $d = 2$  is plotted versus  $1/n$ . The curves 'a', 'b', and 'c' correspond to  $\sigma = 1.05$ ,  $3/2$ , and  $2$  respectively.

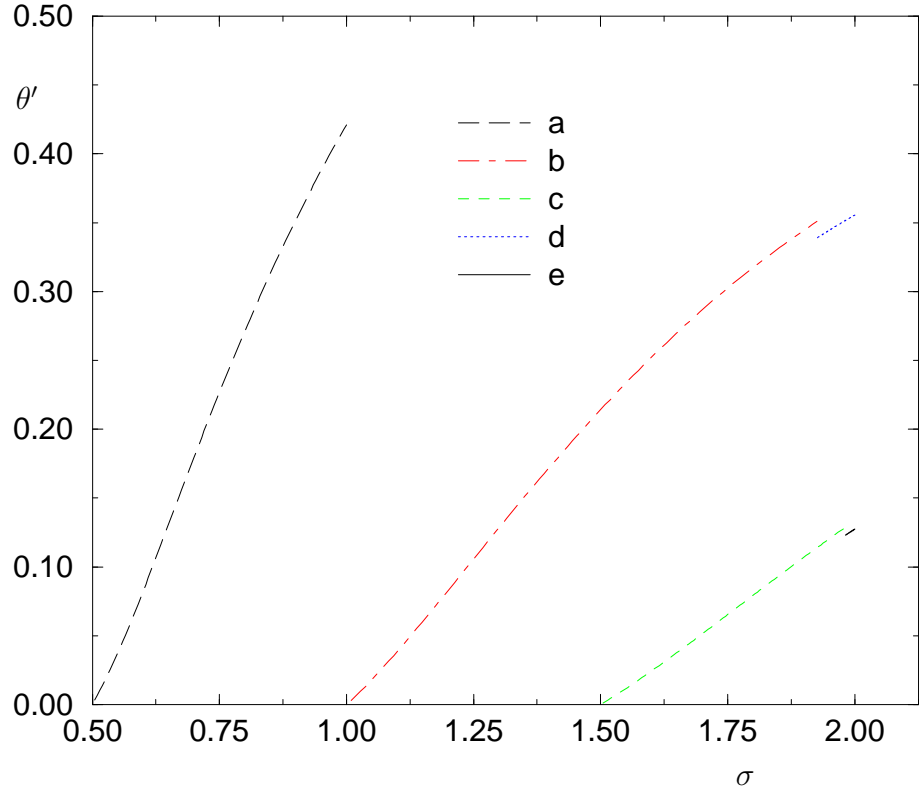


Figure 3: The exponent  $\theta'$  for  $n = 1$  is plotted versus  $\sigma$ . The curve 'a' corresponds to  $d = 1$ . The curves 'b' and 'c' are drawn for  $\sigma \leq \sigma_s$  at  $d = 2$  and  $d = 3$ , respectively; the curves 'd' and 'e' are based on Eq.(18) and describe the behaviour in the region  $\sigma \geq \sigma_s$ .