

Local density of states around a magnetic impurity in high- T_c superconductors based on the t - J model

Hiroki Tsuchiura¹, Yukio Tanaka², Masao Ogata³ and Satoshi Kashiwaya⁴

¹CREST, Japan Science and Technology Corporation (JST), Nagoya 464-8603, Japan

²Department of Applied Physics, Nagoya University, Nagoya 464-8603, Japan

³Department of Basic Science, Graduate School of Arts and Sciences, University of Tokyo, Komaba, Meguro-ku, Tokyo 153-8902, Japan

⁴Electrotechnical Laboratory, Umezono, Tsukuba, Ibaraki 305-8568, Japan

(October 24, 2019)

The local density of states (LDOS) around a magnetic impurity in high- T_c superconductors is studied using the two-dimensional t - J model with a realistic band structure. The order parameters are determined in a self-consistent way within the Gutzwiller approximation and the Bogoliubov-de Gennes theory. In sharp contrast with the nonmagnetic impurity case, the LDOS near the magnetic impurity shows two resonance peaks reflecting the presence of spin-dependent resonance states. It is also shown that these resonance states are approximately localized around the impurity. The present results have a large implication on the scanning tunneling spectroscopy observation of $\text{Bi}_2\text{Sr}_2\text{Ca}(\text{Cu}_{1-x}\text{Ni}[\text{Zn}]_x)_2\text{O}_{8+\delta}$.

Due to the recent development in technology, scanning tunneling spectroscopy (STS) data on high- T_c superconductors including impurities now serve to probe their quasiparticle properties as well as the nature of the superconducting phase^{1,2}. Among various impurities in high- T_c superconductors, Zn and Ni impurities are fundamental perturbations for the ground states because they are believed to be substituted for Cu in the CuO_2 plane and then strongly disrupt the surrounding electronic structure, especially the spin configuration. Thus it is clear that information of quasiparticle states around Zn or Ni impurities is useful to reveal the mechanism or low-temperature transport properties of high- T_c superconductors.

Quite recently, Pan *et al.* succeeded in the STS observation of quasiparticle resonance states in $\text{Bi}_2\text{Sr}_2\text{Ca}(\text{Cu}_{1-x}\text{Zn}_x)_2\text{O}_{8+\delta}$ with high spatial and energy resolution³. In the vicinity of the Zn impurities, they found an intense quasiparticle resonance peak at near zero-bias in the STS spectrum. The corresponding resonance states were observed to be highly localized with four-fold symmetry around the Zn impurities. Theoretically, the existence of impurity-induced bound states in $d_{x^2-y^2}$ -wave superconductors was first predicted by Balatsky *et al.* using the T -matrix approximation⁴⁻⁶. Further, in our previous studies based on the t - J model with a nonmagnetic impurity^{7,8}, it was shown that the resonance states induced by the impurity actually give rise to a resonance peak in the local density of states (LDOS) which can be identified as that observed by Pan *et al.* It was also shown that the resonance states are approximately localized around the impurity. The obtained spatial dependence of the resonance states can reproduce

the STS result if we take into account the overlapping of the wavefunctions between STM tip (s -wave symmetry) and quasiparticles ($d_{x^2-y^2}$ -wave symmetry) in the CuO_2 plane⁹.

Here, we must consider the next question of the quasiparticle states around Ni impurities. The significant difference between Zn and Ni impurities is that, if they maintain the nominal Cu^{2+} charge, the Zn^{2+} impurity would have a $(3d)^{10}$, $S = 0$ configuration, while Ni^{2+} a $(3d)^8$, $S = 1$ configuration. In this framework, the question is how the magnetic moment of the Ni impurity affects impurity-induced quasiparticle states. Although there are some theoretical works on quasiparticle states around a magnetic impurity in $d_{x^2-y^2}$ -wave superconductors¹⁰⁻¹², no LDOS for direct comparison with STS data on Ni impurities has been obtained theoretically. On the other hand, STS observation of Ni-doped BSCCO is only a matter in time. Therefore it is urgent to study the LDOS around a Ni impurity in similar detail to the Zn impurity case⁷. In this letter, we study the quasiparticle states around a magnetic impurity in the same way as in the nonmagnetic (Zn) case.

A Zn impurity in a CuO_2 plane is considered to be a unitary scatterer with $S = 0$. Thus, it has been reasonably modeled by a point-like repulsive potential^{4-8,13-15} or a vacant site^{16,17} in the previous theoretical works. On the other hand, behavior of a Ni impurity in a CuO_2 plane can be rather complicated. To take into account the $(3d)^8$, $S = 1$ configuration of the Ni impurity and $d_{x^2-y^2}$ -wave pairing state with a short coherence length in high- T_c superconductors, we start here with the model studied by Poilblanc *et al.*¹¹. This model is the t - J model with a magnetic impurity, which is allowed to couple to its nearest-neighbor spins via an exchange coupling J_0 only (i.e., the electron transfers onto the impurity site is excluded.). In order to reproduce the realistic band structure, the next-nearest neighbor hopping term is added to this model. Thus the Hamiltonian of the present model is written as

$$\mathcal{H} = -t \sum_{\langle i,j \rangle \neq 0, \sigma} P_G (c_{i\sigma}^\dagger c_{j\sigma} + \text{h.c.}) P_G + J \sum_{\langle i,j \rangle \neq 0} \mathbf{S}_i \cdot \mathbf{S}_j - t' \sum_{(i,j) \neq 0, \sigma} P_G (c_{i\sigma}^\dagger c_{j\sigma} + \text{h.c.}) P_G - \mu \sum_{i, \sigma} c_{i\sigma}^\dagger c_{i\sigma}$$

$$+J_0 \sum_{\tau} \mathbf{S}_0 \cdot \mathbf{S}_{0+\tau} \quad (1)$$

in the standard notation where $\langle i, j \rangle$ and (i, j) mean the summation over nearest-neighbor and next-nearest-neighbor pairs, \mathbf{S}_0 represents impurity spin operator with spin-1, and $0 + \tau$ represents the nearest-neighbor sites of the impurity site. The Gutzwiller's projection operator P_G is defined as $P_G = \Pi_i(1 - n_{i\uparrow}n_{i\downarrow})$. Note that the four bonds connected to the impurity are excluded in the first three terms. The last term of Eq. (1) corresponds to the coupling of the impurity to the neighboring spins of the system. When the impurity coupling J_0 vanishes, Eq. (1) reduces to the vacancy model which simulates a Zn impurity in a CuO_2 plane. Throughout this letter, we take $J/t = 0.2$, $t'/t = -0.4$ and the hole doping rate $\delta = 0.15$. This set of model parameters corresponds to BSCCO near optimal doping³.

Although Eq. (1) is a simplified model for CuO_2 plane with a Ni impurity, it is difficult to treat even in a mean-field theory. Therefore, we make a further simplification to this model, i.e., the impurity spin \mathbf{S}_0 is treated as a fixed Ising-like spin: $\langle S_0^z \rangle$. Thus, the last term of Eq. (1) reduces to

$$J_0 \langle S_0^z \rangle \sum_{\tau} S_{\tau}^z \equiv h_{\text{eff}} \sum_{\tau} S_{\tau}^z. \quad (2)$$

Now the effect of the magnetism of the impurity is represented by the effective magnetic field $h_{\text{eff}} = J_0 \langle S_0^z \rangle$ on the nearest-neighbor sites of the impurity. On the basis of the above simplification, we can proceed to a mean-field calculation using the Gutzwiller approximation¹⁸, and then we obtain the Bogoliubov-de Gennes (BdG) equation and a set of self-consistent equations similar to that in our previous works⁷:

$$\begin{pmatrix} H_{ij}^{\sigma} & F_{ij} \\ F_{ji}^* & -H_{ji}^{-\sigma} \end{pmatrix} \begin{pmatrix} u_i^{\alpha} \\ v_j^{\alpha} \end{pmatrix} = E^{\alpha} \begin{pmatrix} u_i^{\alpha} \\ v_j^{\alpha} \end{pmatrix}, \quad (3)$$

with

$$\begin{aligned} H_{ij}^{\sigma} &= -\sum_{\tau} \left(g_t t + \frac{3}{4} g_s J \xi_{ji} \right) \delta_{j,i+\tau} (1 - \delta_{i,0}) (1 - \delta_{j,0}) \\ &\quad - \sum_{\nu} g_t t' \delta_{j,i+\nu} (1 - \delta_{i,0}) (1 - \delta_{j,0}) \\ &\quad - \left(\mu + \frac{\sigma}{2} h_{\text{eff}} \delta_{i,0+\tau} \right) \delta_{ij} \\ F_{ij}^* &= -\sum_{\tau} \frac{3}{4} g_s J (1 - \delta_{i,0}) (1 - \delta_{j,0}) \Delta_{ij} \delta_{j,i+\tau}, \end{aligned} \quad (4)$$

where $i + \tau$ and $i + \nu$ represent the nearest- and the next-nearest neighbor sites of the site i , $\sigma = \pm 1$, and g_t , g_s are the renormalization factors in the Gutzwiller approximation given by

$$g_t = \frac{2\delta}{1+\delta}, \quad g_s = \frac{4}{(1+\delta)^2}. \quad (5)$$

The self-consistent equations are

$$\begin{aligned} \Delta_{ij} &= \langle c_{i\uparrow}^{\dagger} c_{j\downarrow}^{\dagger} \rangle \\ &= -\frac{1}{4} \sum_{\alpha} (u_i^{\alpha*} v_j^{\alpha} + u_j^{\alpha} v_i^{\alpha*}) \text{sgn}(E^{\alpha}), \\ \xi_{ij\sigma} &= \langle c_{i\sigma}^{\dagger} c_{j\sigma} \rangle \\ &= -\frac{1}{4} \sum_{\alpha} (u_i^{\alpha*} u_j^{\alpha} - v_j^{\alpha} v_i^{\alpha*}) \text{sgn}(E^{\alpha}). \end{aligned} \quad (6)$$

In the following, we assume $\xi_{ij\uparrow} = \xi_{ij\downarrow} \equiv \xi_{ij}$ and that Δ_{ij} is a singlet pairing, i.e., $\Delta_{ij} = \Delta_{ji}$. Since we consider a well-isolated impurity, μ is fixed to the bulk value μ_0 determined without impurities.

In the present calculation, we regard the 25×25 square lattice as a unit cell of which the impurity is located at the center. We assume a translational symmetry of Δ_{ij} with respect to this unit cell. We have confirmed that this choice of the size of the unit cell does not have boundary effects and that the results for an isolated impurity can be simulated. Then we make use of the Fourier transform of the BdG equation, for which we take the number of the unit cells $N_c = 20 \times 20$. We solve numerically the BdG equation and carry out an iteration until the self-consistent equations for Δ_{ij} and ξ_{ij} are satisfied. Using $(u_i^{\alpha}(\mathbf{k}), v_i^{\alpha}(\mathbf{k}))$ and $E^{\alpha}(\mathbf{k})$, which are the eigenvectors and eigenvalues of the Fourier transformed BdG equations, we calculate the LDOS defined by

$$\begin{aligned} N_i(E) &= \frac{1}{N_c} \sum_{\mathbf{k}, \alpha} [|u_i^{\alpha}(\mathbf{k})|^2 \delta(E^{\alpha}(\mathbf{k}) - E) \\ &\quad + |v_i^{\alpha}(\mathbf{k})|^2 \delta(E^{\alpha}(\mathbf{k}) + E)], \end{aligned} \quad (7)$$

where i represents a site, α is the index of the eigenstates, \mathbf{k} is the Bloch wave number to the impurity unit cells.

First, we compare the LDOS around the magnetic impurity with one around the nonmagnetic impurity. Figure 1 shows that the LDOS obtained on the nearest-neighbor site for (a) $h_{\text{eff}} = 0$ (nonmagnetic) and (b) $h_{\text{eff}} = 0.16t$. Note that the dashed lines in Fig. 1 (a) and (b) represent the LDOS obtained on the site located at the corner of the unit cell, which reproduces the bulk d -wave density of states with V-shaped gap structure. Here, the superconducting gap edges recover to their bulk value $E = \pm 0.17t$ for the present parameter choice. Thus, we can confirm that the impurity is well-isolated in our calculations. In both nonmagnetic and magnetic cases, we find peaks near the Fermi energy, reflecting resonances caused by impurity scattering. The energy levels of the peaks are distinctly different in two cases. In the nonmagnetic case ($h_{\text{eff}} = 0$), the resonance peak is found at slightly *below* zero-energy in the LDOS although the impurity scattering is in the unitary limit. When $t' = 0$, on the contrary, the resonance peak was found at slightly *above* zero-energy^{7,15}. This difference is due to the change of the band structure; here the Van Hove singularity exists at $E = -0.085t$, i.e., below the

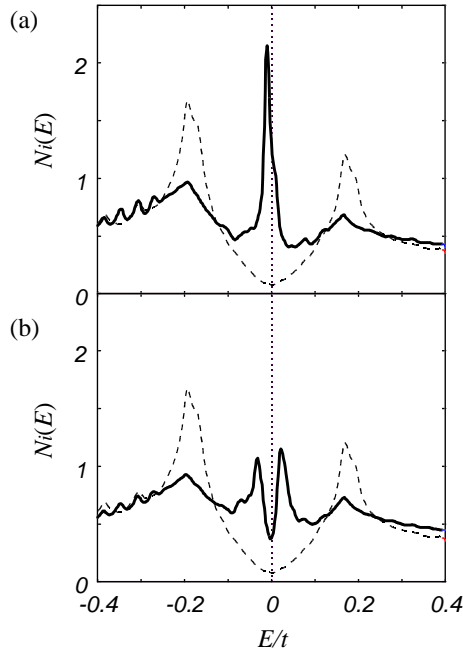


FIG. 1. The local density of states around the (a) *non-magnetic* and (b) *magnetic* impurity ($h_{\text{eff}} = 0.16t$). Solid lines are LDOS obtained on the nearest-neighbor site of the impurity. Dashed lines represent the LDOS obtained on the site on the corner of the unit cell.

Fermi energy. The ratio of the resonance energy to the energy gap obtained here ($\sim 5\%$) shows a good agreement with the experimental result ($\sim 3\%$) in Zn-doped BSCCO³. In the magnetic case, on the other hand, we can see that the resonance peak splits into two. Since the obtained superconducting order parameters are real, the peak splitting is not due to the superconducting state with broken time-reversal symmetry (e.g. the $d+is$ state) but due to the effective magnetic field h_{eff} . These two peaks correspond to the up and the down spin components of the quasiparticles. The peaks are shifted from the resonance energy for the nonmagnetic case because of the energy gain (loss) during the scattering process²².

It is interesting to investigate the spatial extension of the impurity-induced resonance states corresponding to the resonance peaks in Fig. 1 (a) and (b). In Fig. 2, the DOS with the resonance energies are plotted as a function of positions around (a) the nonmagnetic and (b),(c) the magnetic impurity. We can see that these three states are approximately localized around the impurity (located on the center). In contrast to the system near half-filling⁷, the spatial oscillating behavior of these resonance states is not visible because its period given by the inverse of the Fermi momentum is incommensurate with $2a$, where a is the lattice spacing.

Next we study the relation between the amplitude of the peak splitting and the effective magnetic field h_{eff} . Figure 3(a) shows the LDOS on the nearest-neighbor site

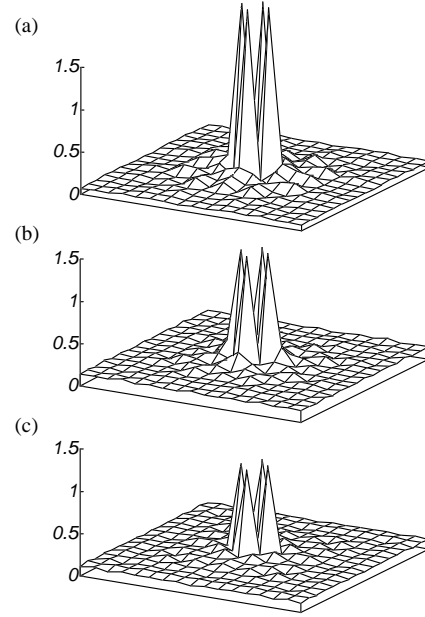


FIG. 2. Spatial variations of the local density of states at the resonance energy plotted over 17×17 sites around the (a) *nonmagnetic* and (b),(c) *magnetic* impurity ($h_{\text{eff}} = 0.16t$). The resonance energies are (a) $E = -0.01t$, (b) $E = 0.022t$ and (c) $E = -0.032t$.

of the magnetic impurity for various values of h_{eff} . As h_{eff} is increased, the amplitude of the peak splitting becomes larger and the two peaks become broader and smaller. It is thus confirmed that the splitting is due to the effective magnetic field. The h_{eff} -dependence of the splitting amplitude D is explicitly plotted in Fig. 3(b). We observe that D is approximately proportional to h_{eff} when $h_{\text{eff}} \leq 0.24t$.

Here, let us discuss whether the peak splitting obtained here can be actually observed in STS experiment or not. In order to observe the peak splitting, its amplitude should be larger than the energy resolution in STS spectra. If we assume that the present model qualitatively describes the effects of a Ni spin in a CuO₂ plane, the amplitude of $h_{\text{eff}} = J_0 \langle S_0^z \rangle$ plays a crucial role in the peak splitting. However in general, it is difficult to estimate $\langle S_0^z \rangle$ and J_0 . Recently, in the spin gap state of the t - J model, it was shown that the Ni spin ($S=1$) is partially screened by the Cu moments, resulting in an effective impurity spin $S = 1/2$ ¹⁷. In that paper, J_0 is also estimated as $J_0 = J/2$. Using these values as a reference, we obtain $h_{\text{eff}} \sim 0.25J = 0.05t$ and the expected splitting amplitude is $D \sim 0.015t$ from Fig. 3(b). If we use $J = 0.13$ eV as a plausible value for CuO₂ plane, this estimation gives $D \sim 9.8$ meV. Of course, we should note that the mean-field calculation of the t - J model may not give a reliable numbers. However, even taking this point into consideration, we believe that the value of D is still in order of meV. In the recent STS experiments,

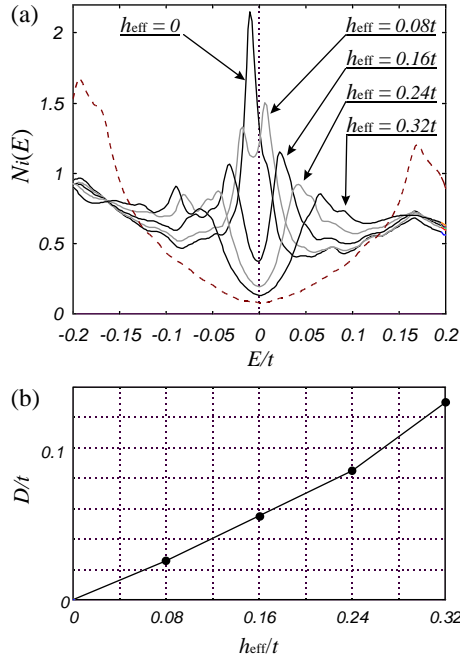


FIG. 3. (a) The local density of states obtained on the nearest-neighbor site of the impurity for various values of $h_{\text{eff}} = J_0 \langle S_0^z \rangle$. The dashed line represents the LDOS obtained on the corner of the unit cell. (b) The h_{eff} dependence of the amplitude of the peak splitting D obtained on the nearest-neighbor site of the impurity.

sub-meV resolution in energy is already accessible³. Thus the peak splitting would be observed in STS experiments with high resolution. In order to make the splitting amplitude D (ie. $\langle S_0^z \rangle$) larger, the observation in an applied magnetic field would be effective. At this time, it is a natural question whether the splitting observed under the applied magnetic field is due to the magnetic field itself. We speculate that the amplitude of Zeeman splitting due to the external magnetic field of a few Tesla is apparently smaller than that of the peak splitting obtained here. Thus, the effect of magnetic impurity will be well identified by checking the difference in Ni-doped BSCCO and Zn-doped BSCCO under the same magnetic field.

In our calculation, so far, an antiferromagnetic order parameter and a d_{xy} -wave superconducting order parameter which could be locally induced around the impurity have not been taken into account. In particular, it is an interesting problem to reveal whether or not a d_{xy} -wave order parameter with broken time-reversal symmetry is induced around a magnetic impurity^{19,20}. However in the standard t - J model, a d_{xy} -wave order parameter is not favored, so that some extension of the model is needed²¹.

In summary, we have investigated the LDOS around the magnetic impurity in the $d_{x^2-y^2}$ -wave superconducting state with short coherence length based on the t - J model. Within the Bogoliubov-de Gennes theory and

the Gutzwiller approximation, we predict the splitting of the resonance peak in LDOS near the impurity which is ready to be checked experimentally.

The authors wish to thank J. C. Davis, S. H. Pan, H. Eisaki, J. Inoue and H. Ito for their useful discussions. This work is supported in part by a Grant-in-Aid for Creative Basic Research (08NP1201) of the Ministry from Education, Science, Sports and Culture. Numerical computation in this work was partially carried out at the Yukawa Institute Computer Facility, and the Supercomputer Center, Institute for Solid State Physics, University of Tokyo.

-
- ¹ E. W. Hudson, S. H. Pan, A. K. Gupta, K.-W. Ng and J. C. Davis, *Science* **285**, 88 (1999).
 - ² A. Yazdani, C. M. Howald, C. P. Lutz, A. Kapitulnik and D. M. Eigler, *Phys. Rev. Lett.* **83**, 176 (1999).
 - ³ S. H. Pan, E. W. Hudson, K. M. Lang, H. Eisaki, S. Uchida and J. C. Davis, cond-mat/9909365.
 - ⁴ A. V. Balatsky, M. I. Salkola and A. Rosengren, *Phys. Rev. B* **56**, 15547 (1995).
 - ⁵ A. V. Balatsky and M. I. Salkola, *Phys. Rev. Lett.* **76**, 2386 (1996).
 - ⁶ M. I. Salkola, A. V. Balatsky and D. J. Scalapino, *Phys. Rev. Lett.* **77**, 1841 (1996).
 - ⁷ H. Tsuchiura, Y. Tanaka, M. Ogata and S. Kashiwaya, *J. Phys. Soc. Jpn.* **68**, 2510 (1999).
 - ⁸ H. Tsuchiura, Y. Tanaka, M. Ogata and S. Kashiwaya, to appear in *Physica B (LT22 proceedings)*.
 - ⁹ J. C. Davis, (private communications).
 - ¹⁰ M. I. Salkola, A. V. Balatsky and J. R. Schrieffer, *Phys. Rev. B* **55**, 12648 (1997).
 - ¹¹ D. Poilblanc, D. J. Scalapino and W. Hanke, *Phys. Rev. B* **50**, 13020 (1994).
 - ¹² M. E. Flatte and J. M. Byers, *Phys. Rev. Lett.* **80**, 4546 (1998).
 - ¹³ Y. Onishi, Y. Ohashi, Y. Shingaki and K. Miyake, *J. Phys. Soc. Jpn.* **65**, 675 (1996).
 - ¹⁴ M. Franz, C. Kallin and A. J. Berlinsky, *Phys. Rev. B* **54**, 6897 (1996).
 - ¹⁵ Jian-Xin Zhu, T. K. Lee, C. S. Ting and Chia-Ren Hu, cond-mat/9909363.
 - ¹⁶ D. Poilblanc, D. J. Scalapino and W. Hanke, *Phys. Rev. Lett.* **72**, 884 (1994).
 - ¹⁷ R. Kilian, S. Krivenko, G. Khaliullin and P. Fulde, *Phys. Rev. B* **59**, 14432 (1999).
 - ¹⁸ F. C. Zhang, C. Gros, T. M. Rice and H. Shiba, *Supercond. Sci. Technol.* **1**, 36 (1988).
 - ¹⁹ A. V. Balatsky, *Phys. Rev. Lett.* **80**, 1972 (1998).
 - ²⁰ R. Movshovich, M. A. Hubbard, M. B. Salamon, A. V. Balatsky, R. Yoshizaki, J. L. Sarrao and M. Jaime, *Phys. Rev. Lett.* **80**, 1968 (1998).
 - ²¹ H. Tsuchiura, Y. Tanaka, M. Ogata and S. Kashiwaya, to be published.

²² In the conductance spectra through ferromagnet-insulator-*d*-wave superconductor junctions, similar peak splitting is obtained theoretically in: S. Kashiwaya, Y. Tanaka, N. Yoshida and M. R. Beasley, Phys. Rev. B. **60**, 3572 (1999).