

A simple system with two temperatures

Raphaël Exartier^{a,b,1} and Luca Peliti^{b,c,2}

^a*Laboratoire des Milieux Désordonnés et Hétérogènes³
Tour 13 - Case 86, 4 place Jussieu, F-75252 Paris Cedex 05 (France)*

^b*Dipartimento di Scienze Fisiche, Università “Federico II”
Mostra d’Oltremare, Pad. 19, I-80125 Napoli (Italy)*

^c*Laboratoire de Physico-Chimie Théorique
Ecole Supérieure de Physique et Chimie Industrielles
10, rue Vauquelin, F-75231 Paris Cedex 05 (France)*

Abstract

We study the stationary nonequilibrium regime which settles in when two single-spin paramagnets each in contact with its own thermal bath are coupled. The response *vs.* correlation plot exhibits some features of aging systems, in particular the existence, in some regimes, of effective temperatures.

P.A.C.S.: 05.70.Ln Nonequilibrium thermodynamics, irreversible processes

Key words: Effective temperatures, fluctuation-dissipation ratio.

A notion of effective temperature for non-equilibrium systems, first proposed by Hohenberg and Shraiman [1] in the context of turbulent flow, and later developed, among others, in ref. [2], is associated to the following *Gedanken-experiment*. A small system (called the *thermometer*) is coupled both to a heat reservoir at a temperature Θ and to the system \mathcal{S} whose effective temperature T_{eff} must be determined. As a consequence, heat flows either from or to the reservoir at temperature Θ . The effective temperature T_{eff} is defined as the temperature at which this heat flow vanishes. In aging systems, as well as in glassy systems kept out of equilibrium by gentle stirring, it is expected that T_{eff} depends on the characteristic time scale of the thermometer, and is related to the violation of the fluctuation-dissipation theorem. In order to

¹ Author for correspondence. E-mail: exartier@ccr.jussieu.fr

² INFN, Unità di Napoli (Italy).

³ Laboratoire associé au CNRS (URA n° 800) et à l’Université Pierre-et-Marie Curie-Paris VI.

investigate this phenomenology, one has to develop a better grasp of the situation in which a thermodynamical system is in contact with heat reservoirs at two different temperatures.

Two-temperature systems naturally appear when considering systems with annealed degrees of freedom, like magnetic systems with evolving interactions [3] or diffusing particles on an evolving network [4], where spins or particles have a temperature different from the one of the bonds. We report here the results for what is possibly the simplest two-temperature system: two coupled single-spin paramagnets in contact with different thermal baths. When the temperatures of the baths are equal, the system reaches a trivial equilibrium state. When the temperatures are different, the system reaches a stationary nonequilibrium regime where energy flows through the system from the high- to the low-temperature thermal bath. We analyze this nonequilibrium state by means of the susceptibility *vs.* correlation plot [5]. At equilibrium, this plot is a straight line of slope $-1/T$, as a consequence of the fluctuation-dissipation theorem. In our case, the plot for the high-temperature paramagnet differs very slightly from the equilibrium one, but its effective temperature [2] is *smaller* than the one of its bath, in contrast with the more common situation. On the other hand, the low-temperature paramagnet can fall deeply out of equilibrium, and, depending on the parameters of the system, it can violate the fluctuation-dissipation theorem in a variety of ways, and are reminiscent, in some limit, of the corresponding plot in coarsening systems [6]. The ways in which the relation of the cross-response to the cross-correlation deviate from the equilibrium one are also interesting.

We consider two classical single-spin paramagnets coupled via a bilinear spin-spin interaction. The Hamiltonian of the system is given by

$$\mathcal{H} = -\frac{1}{2} \sum_{i=1,2} r_i S_i^2 + a S_1 S_2, \quad (1)$$

where the “spin” variables S_i can take any real value. The parameters r_i set the response time scale of the paramagnets and a represents the strength of the coupling. Stability requires $a^2 < r_1 r_2$. We shall consider a as a small parameter in the following. We recall that the equilibrium correlation $C_i(t) = \langle S_i(t) S_i(0) \rangle$ and response $R_i(t) = \delta \langle S_i(t) \rangle / \delta h_i(0)$ of an isolated paramagnet (where h_i is a conjugate field to S_i) are respectively given by

$$C_i(t) = \frac{T}{r_i} e^{-r_i |t|}; \quad R_i(t) = \theta(t) e^{-r_i t}. \quad (2)$$

The dynamics of the coupled paramagnets is described by a set of linear

Langevin equations:

$$\partial_t S_i = -\frac{\partial \mathcal{H}}{\partial S_i} + \eta_i(t), \quad (3)$$

where η_i ($i = 1, 2$) is a thermal noise, at temperature T_i , with zero mean and variance: $\langle \eta_i(t) \eta_i(t') \rangle = 2T_i \delta(t - t')$. Expliciting the previous equation we obtain

$$\begin{cases} \partial_t S_1 = -r_1 S_1 + a S_2 + \eta_1(t), \\ \partial_t S_2 = -r_2 S_2 + a S_1 + \eta_2(t). \end{cases} \quad (4)$$

From this equation we derive a system of eight equations for the correlation $C_{ij}(t, t') = \langle S_i(t) S_j(t') \rangle$ and response $R_{ij}(t, t') = \delta \langle S_i(t) \rangle / \delta h_j(t')$ functions respectively.

For the response functions one has the autonomous equations

$$\begin{cases} (\partial_t + r_1) R_{11}(t, t') = a R_{21}(t, t') + \delta(t - t'), \\ (\partial_t + r_2) R_{22}(t, t') = a R_{12}(t, t') + \delta(t - t'), \\ (\partial_t + r_1) R_{12}(t, t') = a R_{22}(t, t'), \\ (\partial_t + r_2) R_{21}(t, t') = a R_{11}(t, t'). \end{cases} \quad (5)$$

By appying, *e.g.*, $(\partial_t + r_2)$ to the third of these equations, and substituting the second one, we obtain

$$(\partial_t + r_2)(\partial_t + r_1) R_{12}(t, t') = a^2 R_{12}(t, t') + a \delta(t - t'). \quad (6)$$

It is easy to see that R_{21} satisfies the same equation. Since both R_{12} and R_{21} satisfy the same boundary conditions, namely they vanish for $t \leq t'$, we deduce that

$$R_{12}(t, t') = R_{21}(t, t'), \quad \forall t, t'. \quad (7)$$

For the correlation functions, the equations involve the response functions:

$$\begin{cases} (\partial_t + r_1) C_{11}(t, t') = a C_{21}(t, t') + 2T_1 R_{11}(t', t), \\ (\partial_t + r_2) C_{22}(t, t') = a C_{12}(t, t') + 2T_2 R_{22}(t', t), \\ (\partial_t + r_1) C_{12}(t, t') = a C_{22}(t, t') + 2T_1 R_{21}(t', t), \\ (\partial_t + r_2) C_{21}(t, t') = a C_{11}(t, t') + 2T_2 R_{12}(t', t). \end{cases} \quad (8)$$

After a short transient, the systems enters a stationary regime, where $C_{ij}(t, t') = \hat{C}_{ij}(t - t')$ and $R_{ij}(t, t') = \hat{R}_{ij}(t - t')$. It is then possible to solve the system. We define the integrated response $\chi(t)$ by

$$\chi(t) = \int_0^t dt' \hat{R}(t'). \quad (9)$$

We then have

$$\chi_{11}(t) = \theta(t) \left[-\frac{(r_2 - \alpha_-)(e^{-\alpha_- t} - 1)}{\alpha_-(\alpha_+ - \alpha_-)} + \frac{(r_2 - \alpha_+)(e^{-\alpha_+ t} - 1)}{\alpha_+(\alpha_+ - \alpha_-)} \right], \quad (10)$$

$$\hat{C}_{11}(t) = \frac{T_1(r_2^2 - \alpha_-^2) + a^2 T_2}{\alpha_-(\alpha_+^2 - \alpha_-^2)} e^{-\alpha_- |t|} - \frac{T_1(r_2^2 - \alpha_+^2) + a^2 T_2}{\alpha_+(\alpha_+^2 - \alpha_-^2)} e^{-\alpha_+ |t|}, \quad (11)$$

and the corresponding ones obtained by exchanging the labels 1 and 2. We have introduced the following notation for the inverse characteristic times:

$$\alpha_{\pm} = \frac{r_1 + r_2}{2} \pm \frac{\sqrt{(r_1 - r_2)^2 + 4a^2}}{2}. \quad (12)$$

Since the autocorrelation $C_{11}(t)$ is a monotonically decreasing function of $|t|$, we can invert equation (11) for positive times, and express the integrated response in terms of the correlation. For times longer than α_+^{-1} , when the fastest decreasing exponential in eq. (11) can be neglected, we obtain

$$\chi_{11}(t) = \frac{\hat{C}(0)}{T_1} \left(1 - \frac{a^2}{a^2 + \frac{r_2(r_1 + r_2)}{T_2/T_1 - 1}} \right) - \frac{\hat{C}(t)}{T_1} \left(1 - \frac{a^2}{a^2 + \frac{(r_2 - \alpha_-)(r_1 + r_2)}{T_2/T_1 - 1}} \right). \quad (13)$$

We can directly read off this equation the slope of the response *vs.* correlation plot:

$$\frac{X(C)}{T_1} = -\frac{\partial \chi}{\partial C} = \frac{1}{T_1} \left(1 - \frac{a^2}{a^2 + \frac{(r_2 - \alpha_-)(r_1 + r_2)}{T_2/T_1 - 1}} \right). \quad (14)$$

This corresponds to a straight line, *i.e.*, to a well-defined effective temperature $T_{\text{eff}} = T_1/X(C)$ [2]. This temperature goes from T_1 to infinity as T_2/T_1 grows from 1 to infinity, showing that the difference from equilibrium behavior can be very strong in the system coupled to the colder bath.

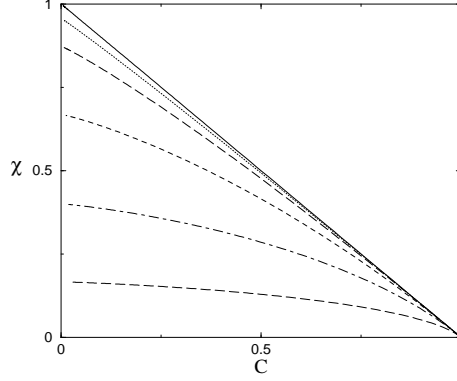


Fig. 1. Response function χ_{11} vs. correlation function \hat{C}_{11} for $T_1 = 1$ and different values of the higher temperature T_2 . We have set $r_1 = r_2 = 1$ and $a = 0.1$. Both χ_{11} and \hat{C}_{11} are normalized by the instantaneous value $\hat{C}_{11}(0)$. The lines correspond (from above to below) to $T_2 = 1, 30, 100, 300, 1000$, respectively.

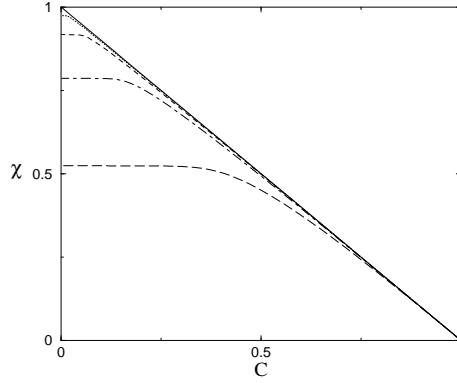


Fig. 2. Response function χ_{11} vs. correlation function \hat{C}_{11} for $T_1 = 1$ and different values of the higher temperature T_2 . We have set $r_1 = 10$, $r_2 = 1$, and $a = 0.1$. Both χ_{11} and \hat{C}_{11} are normalized by the instantaneous value $\hat{C}_{11}(0)$. The lines correspond (from above to below) to $T_2 = 1, 100, 300, 1000, 2000$, respectively. It is interesting to remark that in this situation the response dies off long before the correlation, like in coarsening.

On the other hand, when T_2/T_1 goes from 1 to 0, the departure from equilibrium is proportional to a^2 and *positive*, i.e., the plot lies slightly above than the FDT line. Thus the high-temperature paramagnet exhibits an effective temperature slightly *smaller* than the one of the bath.

The expressions for the cross-correlation and response are:

$$\begin{aligned} \chi_{12}(t) &= a \theta(t) \left[-\frac{e^{-\alpha_- t} - 1}{\alpha_- (\alpha_+ - \alpha_-)} + \frac{e^{-\alpha_+ t} - 1}{\alpha_+ (\alpha_+ - \alpha_-)} \right], \\ \hat{C}_{12}(t) &= a \left[\frac{T_1 r_2 + T_2 r_1}{\alpha_+^2 - \alpha_-^2} \left(\frac{e^{-\alpha_- |t|}}{\alpha_-} - \frac{e^{-\alpha_+ |t|}}{\alpha_+} \right) \right] \end{aligned} \quad (15)$$

$$- \frac{\text{sign } t (T_1 - T_2)}{\alpha_+^2 - \alpha_-^2} \left(e^{-\alpha_-|t|} - e^{-\alpha_+|t|} \right) \Big], \quad (16)$$

and the corresponding ones obtained by exchanging the labels 1 and 2. For times longer than α_+^{-1} , when the fastest decreasing exponential in eq. (16) can be neglected, the cross-susceptibility has a simple expression in terms of the cross-correlation:

$$\chi_{12}(t) = \frac{r_1 + r_2}{r_1 T_2 + r_2 T_1} \hat{C}_{12}(0) - \frac{r_1 + r_2}{r_1 T_2 + r_2 T_1} \hat{C}_{12}(t) \left(1 + \frac{\alpha_-(T_1 - T_2)}{r_1 T_2 + r_2 T_1 - \alpha_-(T_1 - T_2)} \right). \quad (17)$$

Notice that the curves of the cross-response *vs.* the cross-correlations start from the same point (since $\hat{C}_{12}(0) = \hat{C}_{21}(0)$, while $\chi_{12}(0) = \chi_{21}(0) = 0$) and end at the same point, because the symmetry of $\hat{R}_{ij}(t)$ implies the equality of $\chi_{12}(t)$ and $\chi_{21}(t)$. Nevertheless the two *effective* temperatures are different, one being above and the other below the “average” temperature $\bar{T} = (r_1 T_2 + r_2 T_1)/(r_1 + r_2)$.

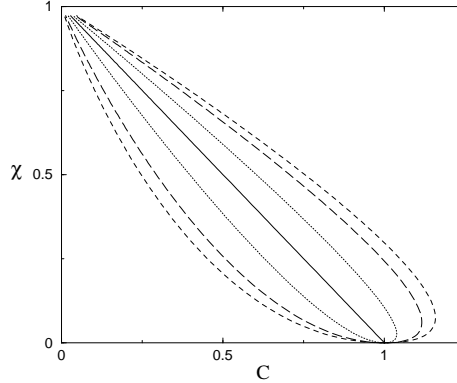


Fig. 3. Cross-response function χ_{12} *vs.* correlation functions \hat{C}_{12} and \hat{C}_{21} for $T_1 = 1$ and different values of the higher temperature T_2 . We have set $r_1 = 10$, $r_2 = 1$, and $a = 0.1$. \hat{C}_{12} , \hat{C}_{21} are normalized by the instantaneous value $\hat{C}_{12}(0) = \hat{C}_{21}(0)$, and χ_{12} by its asymptotic value for $t \rightarrow \infty$. The lines correspond (from outside to inside) to $T_2 = 10, 5, 2, 1$, respectively. The lines above correspond to \hat{C}_{12} , those below to \hat{C}_{21} . Notice that the behavior of \hat{C}_{12} is not monotonic.

Summarizing, we have shown that the behavior of a very simple system with two temperatures exhibits some of the characteristic features of aging systems, kept out of equilibrium by a stirring force. It is possible to extend the approach to study the details of the measurement of temperature in an aging system [7].

We thank Prof. Serge Galam for his interest in this work. L. P. acknowledges the support of a Chaire Joliot of the E.S.P.C.I.

References

- [1] P. C. Hohenberg and B.I. Shraiman, *Physica* **37**, 109 (1989) .
- [2] L. F. Cugliandolo, J. Kurchan and L. Peliti, *Phys. Rev* **E55**, 3898 (1997).
- [3] H. Horner, *Z. Phys.* **B57**, 29, (1984); *ibid.* 39, (1984). A. E. Allahverdyan and D. B. Saakian, *Phys. Rev.* **E58**, R5201 (1998).
- [4] A. Fierro and A. Coniglio, in preparation.
- [5] L. F. Cugliandolo and J. Kurchan, *J. Phys.* **A27**, 5749 (1994).
- [6] L. F. Cugliandolo and D. S. Dean, *J. Phys. A: Math. Gen.* **28**, 4215 (1995). C. Godrèche and J.-M. Luck, *J. Phys. A: Math. Gen.* **30**, 6245 (1997). A. Barrat, *Phys. Rev.* **E57**, 3629 (1998).
- [7] R. Exartier and L. Peliti, cond-mat/9910412