

Theory of composite-band Wannier states and order-N electronic-structure calculations

Takeo Hoshi and Takeo Fujiwara

Department of Applied Physics, University of Tokyo, Bunkyo-ku, Tokyo, Japan
(February 5, 2020)

‘Exact’ Wannier states are constructed and analyzed for the composite bands in the diamond-structure solids. The direct relationships between the Wannier states and the order-N electronic-structure theory are generally discussed. The results imply that the locality of Wannier states can be insensitive to the bandgap, which is quite different from that in a one-dimensional single-band case.

PACS number: 71.15.-m, 71.20.-b, 71.23.An

The order-N method, method for large-scale electronic-structure calculations, is of great importance for the nano- or meso-structure physics [1,2]. Wannier states (WS’s) [3,4], or localized one-body density matrices, provide the basis set of the order-N method and so have been investigated, especially on their locality [5–8]. In a one-dimensional single-band case [4], the tail of WS wavefunctions decays exponentially with a decay parameter proportional to the square root of the bandgap. Most of realistic insulators, however, are three-dimensional composite-band systems. This letter is devoted to the study of WS’s for such cases and shows that their locality can be quite different from the one-dimensional single-band case.

Wannier states can be defined as localized one-electron states that satisfy

$$H\psi_k = \sum_{j=1}^N \varepsilon_{kj} \psi_j, \quad (1)$$

where N is the number of occupied states. Equation(1) is derived from a variational procedure within single Slater determinants. The parameters ε_{ij} are the Lagrange multipliers for the orthogonality constraints $\langle \psi_i | \psi_j \rangle = \delta_{ij}$ and satisfy $\varepsilon_{ji} = \langle \psi_i | H | \psi_j \rangle$. The above definition does not uniquely determine the wavefunctions. The resultant set of one-electron states $\{\psi_i\}$ has a ‘gauge’ freedom in the sense that any physical quantity is invariant under the unitary transforms with respect to the occupied states $\psi_i \rightarrow \psi'_i \equiv \sum_{j=1}^N U_{ij} \psi_j$, where U is a unitary matrix. If we fix this ‘gauge’ so as to diagonalize the matrix ε_{ij} , we obtain the set of the eigen states $\{\psi_k^{(\text{eig})}\}$ with the eigen energies $\{\varepsilon_k^{(\text{eig})}\}$. For WS’s, the matrix ε_{ij} is not diagonal, but its trace gives the correct total energy $E_0 \equiv \sum_{k=1}^N \varepsilon_k^{(\text{eig})} = \sum_{k=1}^N \varepsilon_{kk}$. In this letter, we call the diagonal elements $\{\varepsilon_{kk}\}$ as ‘WS levels’.

In the former part of this letter, we focus on the composite-band WS’s of the diamond-structure solids, corresponding to the elements of group IV, C, Si, Ge and α -Sn. For such materials, the minimal tight-binding (TB) Hamiltonians can be written with the follow-

ing 5 hopping integrals between sp^3 -hybridized orbitals; $\beta_0 \equiv -\Delta_{\text{ps}}/4 \equiv (\varepsilon_{\text{p}} - \varepsilon_{\text{s}})/4$, $\beta_1 \equiv (V_{ss\sigma} - 2\sqrt{3}V_{sp\sigma} - 3V_{pp\sigma})/4$, $\beta_2 \equiv (V_{ss\sigma} - (2/\sqrt{3})V_{sp\sigma} + V_{pp\sigma})/4$, $\beta_3 \equiv (V_{ss\sigma} + (2/\sqrt{3})V_{sp\sigma} - (1/\sqrt{3})V_{pp\sigma} - (8/3)V_{pp\pi})/4$, $\beta_4 \equiv (V_{ss\sigma} + (2/\sqrt{3})V_{sp\sigma} - (1/\sqrt{3})V_{pp\sigma} + (4/3)V_{pp\pi})/4$. Within these forms, a general tendency is found [9] that the ratio among the four inter-atomic hoppings $\{\beta_i\}_{i=1,2,3,4}$ is almost unchanged for the group IV elements and the dominant one is always β_1 . β_1 corresponds the hopping along bonds and gives the difference of the levels between anti-bonding and bonding orbitals as $\Delta_{\text{bond}} \equiv \varepsilon_{\text{a}} - \varepsilon_{\text{b}} = 2|\beta_1|$. The system has essentially only two energy scales; the intra-atomic hopping, characterized by $\Delta_{\text{ps}} = -4\beta_0$, and the inter-atomic hoppings, characterized mainly by Δ_{bond} . Now we define the ratio $\alpha_{\text{m}} \equiv \Delta_{\text{ps}}/\Delta_{\text{bond}}$ as ‘metallicity’, which is essentially the same definition in Ref. [9]. Δ_{bond} is approximated to be the difference between the centers of the valence and conduction bands and Δ_{ps} is to be a measure of their band widths. Then the bandgap can be estimated by

$$\Delta \equiv \varepsilon_{N+1}^{(\text{eig})} - \varepsilon_N^{(\text{eig})} \approx \Delta_{\text{bond}} - \Delta_{\text{ps}} = \Delta_{\text{bond}}(1 - \alpha_{\text{m}}). \quad (2)$$

This estimation would be exact, if we use only Δ_{bond} and Δ_{ps} and ignore the other three parameters [10]. For classification of real solids, we pick out some TB parametrizations and obtain $\alpha_{\text{m}} = 0.44$ for C [11], $\alpha_{\text{m}} = 0.75$ [12] or 0.81 [13] for Si, and $\alpha_{\text{m}} = 0.77$ for Ge [11], respectively, as typical values.

To investigate common features of the diamond-structure solids, we use a distant-dependent TB Hamiltonian for Si, proposed by Kwon et al. [13], where the inter-atomic hopping parameters ($\Delta_{\text{bond}}, \beta_2, \beta_3, \beta_4$) are functions of the nearest neighbor atomic distance d and the intra-atomic hopping parameter Δ_{ps} is fixed to be 6.75eV. We normalize d as the ratio to the value of Si crystals. The system of the actual calculations is a periodic cell of 512 atoms that contains $N = 1024$ occupied states for each spin. As results of the matrix diagonalizations, the bandgap Δ is plotted in Fig. 1, as a function of Δ_{bond} . The bandgap decreases when Δ_{bond}

decreases and the insulator-metal (IM) transition occurs at $\Delta_{\text{bond}} \approx \Delta_{\text{ps}} (\alpha_m \approx 1)$, as is expected from Eq.(2).

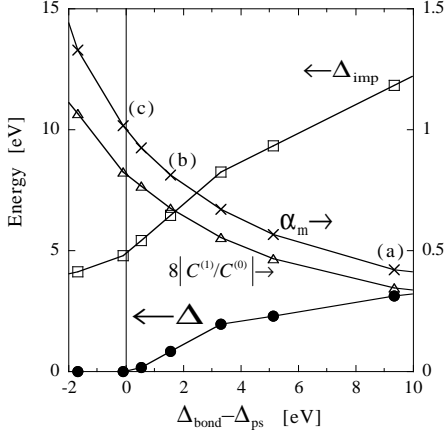


FIG. 1. The quantities Δ , $8|C^{(1)}/C^{(0)}|$, α_m and Δ_{imp} are plotted as a function of $(\Delta_{\text{bond}} - \Delta_{\text{ps}})$ with fixed Δ_{ps} . The characters (a)-(c) indicate the values of α_m with the cases in Figs. 2 (a)-(c), respectively.

Each pair of sp^3 orbitals is transformed to ‘simple’ bonding and antibonding orbitals $\{b_k, a_k\}_{k=1,N}$. All the WS’s $\{\psi_k\}$ are expressed as the linear combinations of $\{b_k, a_k\}_{k=1,N}$. The actual procedures to construct the ‘exact’ WS’s are as follows; (i) Diagonalizing of the Hamiltonian to obtain the eigen states $\{\psi_j^{(\text{eig})}\}$ and the exact ground-state density matrix $\hat{\rho}_{\text{GS}} \equiv \sum_{j=1}^N |\psi_j^{(\text{eig})}\rangle \langle \psi_j^{(\text{eig})}|$. (ii) Preparing proper initial states $\{\psi_k^{(0)}\}_{k=1,N}$ for WS’s which covers the set of the correct ground state wavefunctions. In the present cases of diamond-structure solids, we use a set of ‘simple’ bonding orbitals $\{b_k\}_{k=1,N}$. (iii) Projecting the ground-state density matrix $\hat{\rho}_{\text{GS}}$ on the initial states ($\psi_k^{(0)} \rightarrow \psi_k^{(1)} \equiv \hat{\rho}_{\text{GS}} \psi_k^{(0)}$). (iv) Using Löwdin’s symmetric orthogonalizations iteratively [14]. The resultant WS’s are exact and the sum of the WS levels is equal to the total energy. Since all the bonds are geometrically equivalent in the diamond structure, all the WS levels are equal to the value $\varepsilon_{\text{WS}} \equiv (1/N) \sum_{j=1}^N \varepsilon_j^{(\text{eig})}$, the center of the valence band. In short, we ‘project and orthogonalize (P&O)’ the bonding orbitals to obtain the exact WS’s. The resultant WS’s correspond to the wavefunctions in the localized-orbital order-N (LO-O(N)) formulation [2] *without any explicit localization constraint*.

Now it may be interesting to apply the above ‘P&O’ procedure formally to metallic systems. Instead of the ground state density matrix, we use a finite-temperature formulation $\hat{\rho}_T \equiv \sum_{j=1}^{\infty} f_T(\varepsilon_j^{(\text{eig})}) |\psi_j^{(\text{eig})}\rangle \langle \psi_j^{(\text{eig})}|$ where $f_T(\varepsilon)$ is a Fermi-Dirac function with a temperature T . The resultant one-electron states satisfy the correct orthogonality and give a generalized feature of the present WS’s, though the sum of the WS levels $E_{\text{WS}} \equiv \sum_{k=1}^N \varepsilon_{kk}$ is no more equal to the correct value $E_T \equiv$

$$\sum_{j=1}^{\infty} f_T(\varepsilon_j^{(\text{eig})}) \varepsilon_j^{(\text{eig})}.$$

The resultant WS’s are shown in Fig.2, where the norm distributions $|C_{k\phi}|^2$ on each (anti)bonding orbital $\{\phi\}$ are plotted as functions of the bond step $n \equiv \nu(\phi)$ from the central bond b_k . As a total decay profile, Fig.2 also shows a norm parameter, ‘the norm of tail’, $\mathcal{T}(n) \equiv \sum_{\phi}^{\nu(\phi) \geq n} |C_{k\phi}|^2$, where the summation is done within the (anti)bonding orbitals *outside* the cutoff bond step n . Note that $(1 - \mathcal{T}(1)) \geq 0.9$ is the norm contribution of the central bonding orbital b_k . and that $\mathcal{T}(n) \rightarrow 0$, when $n \rightarrow \infty$.

Figures 2(a)-(c) shows the WS’s with different values of d . If we assume $\Delta_{\text{ps}} \ll \Delta_{\text{bond}}$, the WS’s could be approximately expressed by the perturbation theory [9] as,

$$|\psi_k\rangle = C^{(0)}|b_k\rangle + \sum_{j(\neq k)} C^{(\nu(j))}|a_j\rangle$$

$$\frac{C^{(\nu(j))}}{C^{(0)}} \approx \frac{\langle a_j|H|b_k\rangle}{\varepsilon_b - \varepsilon_a} = \frac{\langle a_j|H|b_k\rangle}{-\Delta_{\text{bond}}}, \quad (3)$$

where the suffix ν specifies the bond step from the central bond. Here we can see that the perturbation terms do not contain bonding orbitals. We call the above property a rule of ‘exclusion’. This ‘exclusion’ can be seen in Fig. 2(a)-(c) as small contributions of bonding orbitals except the central one. The physical origin of this ‘exclusion’ is the orthogonality between WS’s and the fact that WS’s can be roughly identified to bonding orbitals.

The perturbation series in Eq.(3) contain only the first-nearest-neighbor (FNN) and the second-nearest-neighbor (SNN) antibonding orbitals. The coefficient of the FNN antibonding orbitals is given by

$$\frac{|C^{(1)}|}{|C^{(0)}|} \approx \frac{|\beta_0|}{2\Delta_{\text{bond}}} = \frac{\Delta_{\text{ps}}}{8\Delta_{\text{bond}}} = \frac{\alpha_m}{8} = \frac{1}{8} \left(1 - \frac{\Delta}{\Delta_{\text{bond}}}\right), \quad (4)$$

where the last equality is obtained from (2). In Fig. 1, we plotted α_m and $8|C^{(1)}/C^{(0)}|$ in the exact ground state and observed a good agreement. Especially the IM transition occurs at $|C^{(1)}/C^{(0)}| \approx 1/11$, which is close to the expected value $1/8$. To see the effect of the FNN hoppings directly, we also calculated the case with $d = 1$, *using only* Δ_{bond} and Δ_{ps} , as in Ref. [10], where the SNN hoppings are absent and Eq.(2) is exactly satisfied ($\Delta = \Delta_{\text{bond}} - \Delta_{\text{ps}} = 1.55\text{eV}$). In Fig. 2(d), the resultant WS’s are plotted and we can see an exponential decay property governed by the FNN hoppings, though the contributions of *bonding* orbitals emerge in outer regions, as a slight deviation from the above perturbation theory. For the coefficients of the SNN anti-bonding orbitals $C^{(2)}$, there are two geometrically inequivalent bonds and the corresponding perturbation coefficients in Eq.(3) are $\beta_3/(2\Delta_{\text{bond}}) \approx -1/30$ or $\beta_4/(2\Delta_{\text{bond}}) \approx +1/30$, whose values are almost unchanged with different d . The coefficients $C^{(2)}$ in the exact ground state are also contributed

by the successive hoppings of the two FNN hoppings ($\approx \alpha_m^2/64$), but, in the low-metallicity limit ($\alpha_m \ll 1$), these contributions are negligible. In such limiting cases, the coefficients $C^{(2)}$ of the two inequivalent SNN antibonding orbitals result in the same amplitude with opposite signs ($C^{(2)} \approx \pm 1/30$) and the entire decay property is governed by the direct SNN hoppings, which is ‘universal’ or independent to the value of the bandgap. These properties could be seen in Fig.2 (a) as an exponential decay curve with an additional zigzag structure. Within the realistic cases ($\alpha_m \leq 1$), the contributions of the double FNN hoppings ($\approx \alpha_m^2/64$) can *never* be dominant, compared to those of the direct SNN hoppings ($\approx 1/30$), though might be comparable. Therefore we could conclude that the entire decay curves have a ‘universal’ property, or is insensitive to the value of the bandgap. It must be noted that this insensitiveness is due to the characteristics of the hopping integrals of the

diamond-structure solids, and might not be generalized to other crystal structures.

Wannier states *for the conduction band* can be also constructed by a similar ‘P&O’ procedure. We use the density matrix of the conduction band $\hat{\rho}_c \equiv \sum_{j=N+1}^{2N} |\psi_j^{(\text{eig})}\rangle \langle \psi_j^{(\text{eig})}|$ and prepare *antibonding* orbitals $\{a_k\}_k = 1, N$ as the initial states $\{\psi_k^{(0)}\}_{k=1, N}$. The corresponding WS levels are all the same value $\varepsilon_{\text{WS}}^{(c)} \equiv (1/N) \sum_{j=N+1}^{2N} \varepsilon_j$, which gives the averaged eigen energy of the conduction band. Fig. 2 (e) shows such a WS for the conduction band with $d = 1$. Here we can see a decay property almost identical to that for the valence band (Fig. 2(b)), but the roles of bonding and antibonding orbitals exchange with each other, like an electron-hole symmetry. It is interesting that we can construct a perturbation theory for the WS’s in the conduction band, when we exchange b_k and a_k with each other in Eq.(3).

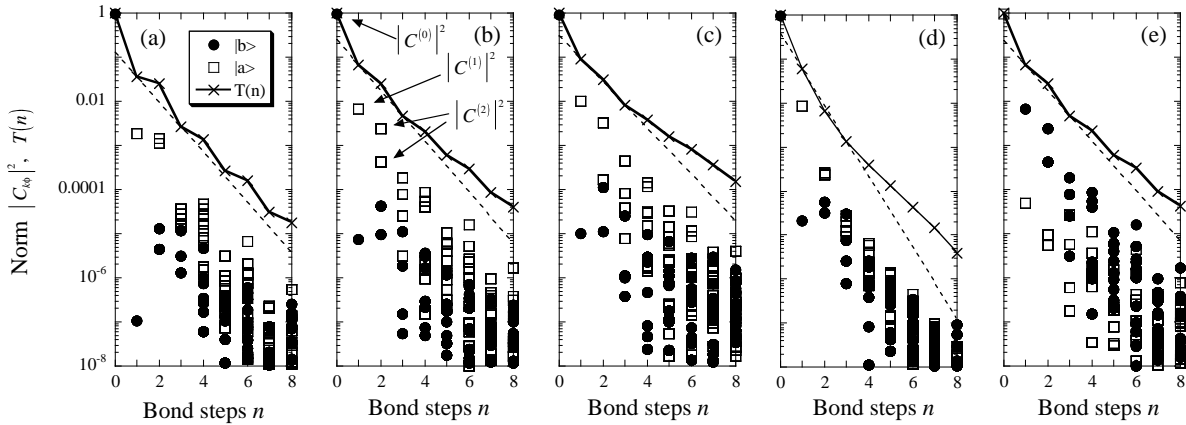


FIG. 2. Norm distributions of WS’s $|C_{k\phi}|^2$, and the norm parameter $T(n)$, as a function of the bond step from the central bond. The closed circles and the open squares denote the norms on bonding and anti-bonding orbitals, respectively. The solid line is $T(n)$ and the dashed line is the line connecting the two points $T(1)$ and $T(3)$. The cases (a)-(c) are the WS’s of the valence band with (a) $d = 0.80$, $\alpha_m = 0.42$, $\Delta = 3.1\text{eV}$, (b) $d = 1.00$, $\alpha_m = 0.81$, $\Delta = 0.8\text{eV}$, (c) $d = 1.05$, $\alpha_m = 1.017$, $\Delta = 0.0\text{eV}$. The case (d) is the one with $d = 1.0$, using only Δ_{bond} and Δ_{ps} . The case (e) is the WS’s of the *conduction band* with $d = 1.0$.

Hereafter we generally discuss the direct relationship between the present WS’s and the LO-O(N) formulation [2]. Using the density matrix $\rho \equiv \sum_{k=1}^N |\psi_k\rangle \langle \psi_k|$, Eq.(1) and the orthogonality constraint are rewritten as

$$(2H - \rho H - H\rho) |\psi_k\rangle = 2(H - H_{\text{occ}}) |\psi_k\rangle = 0, \quad (5)$$

$$(1 - \rho) |\psi_k\rangle = 0, \quad (6)$$

respectively. Here we use the following property in the ground state.

$$\rho H = H\rho = H_{\text{occ}} \equiv \sum_{j=1}^N |\psi_j^{(\text{eig})}\rangle \varepsilon_j^{(\text{eig})} \langle \psi_j^{(\text{eig})}|. \quad (7)$$

On the other hands, the LO-O(N) formulation results in an energy functional $E = \text{Tr}[(2\rho - \rho^2)\Omega]$. Here $\Omega \equiv H - \eta$

and the parameter η must be chosen so that $\varepsilon_N < \eta$. The resultant wavefunctions satisfy

$$\begin{aligned} 0 &= (2\Omega - \rho\Omega - \Omega\rho) |\psi_k\rangle \\ &= (2H - \rho H - H\rho) |\psi_k\rangle - 2\eta(1 - \rho) |\psi_k\rangle. \end{aligned} \quad (8)$$

The solutions of Eqs(5) and (6) satisfy Eq.(8). Therefore the present formulation of WS’s is equivalent to the LO-O(N) formulation.

Equation(8) can be written as an eigen-value problem;

$$H_{\text{WS}}^{(k)} |\psi_k\rangle \equiv (H - \bar{\rho}_k \Omega - \Omega \bar{\rho}_k) |\psi_k\rangle = \varepsilon_{kk} |\psi_k\rangle, \quad (9)$$

where $\bar{\rho}_k \equiv \rho - |\psi_k\rangle \langle \psi_k| = \sum_{j(\neq k)} |\psi_j\rangle \langle \psi_j|$. This eigen-value problem corresponds to the variational procedure of a specified WS (ψ_k), centered at the k -th bond, with

fixing all the other WS's ($\psi_j, j \neq k$). We call the specified state (ψ_k) as 'center' WS.

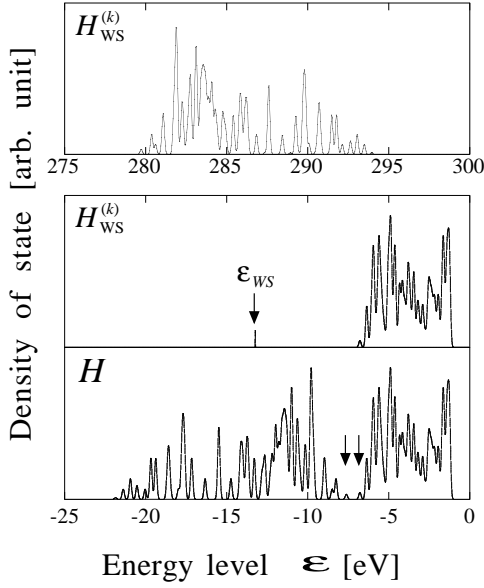


FIG. 3. The DOS for Hamiltonians H and $H_{WS}^{(k)}$ for the case with silicon crystal ($d = 1$). The graph is obtained by a Gaussian broadening with the widths $\epsilon_G = 0.01\text{eV}$ for the isolated level ϵ_{WS} in $H_{WS}^{(k)}$ and $\epsilon_G = 0.1\text{eV}$ for all the other levels. The two parallel arrows in H indicate $\epsilon_N^{(eig)}$ and $\epsilon_{N+1}^{(eig)}$.

Figure 3 shows the density of state (DOS) of H and $H_{WS}^{(k)}$ in the case of $d = 1$ and $\eta = 5\text{a.u.}$ Here we see clearly the following properties; (a) As in Eq.(9), the 'center' WS $|\psi_k\rangle$ is the non-degenerate ground state of $H_{WS}^{(k)}$ with the eigen value of $\epsilon_{kk} = \epsilon_{WS}$, located at the center of the valence band. (b) The eigen states in the conduction band of H , ($\psi_i^{(eig)}, N+1 \leq i \leq 2N$), are also the eigen states of $H_{WS}^{(k)}$ with the same eigen energies

$$H_{WS}^{(k)}|\psi_i^{(eig)}\rangle = H|\psi_i^{(eig)}\rangle = \epsilon_i^{(eig)}|\psi_i^{(eig)}\rangle. \quad (10)$$

(c) All the other WS's ($\psi_j, j \neq k$) of H are *not* eigen states of $H_{WS}^{(k)}$, but form a high-energy band, located at $\epsilon \geq 2\eta - \epsilon_N \approx 280\text{ eV}$. This is due to the property

$$H_{WS}^{(k)}|\psi_j\rangle = (2\eta - \bar{\rho}_k H)|\psi_j\rangle \approx (2\eta - H_{occ})|\psi_j\rangle, \quad (11)$$

derived from $\bar{\rho}_k \approx \rho$. The corresponding DOS profile is $D_{high}(\epsilon) \approx D_{val}(2\eta - \epsilon)$, where $D_{val}(\epsilon)$ is the DOS profile of the valence band of H . Note that the bottom of this energy band is larger than the top of the valence band ($2\eta - \epsilon_N > \epsilon_N$), due to the relevant choice $\eta > \epsilon_N$. Because of this energy shift of the other WS's, the Hamiltonian $H_{WS}^{(k)}$ actually prohibits the WS ψ_k from mixing with other WS's ($\psi_j, j \neq k$), instead of the explicit orthogonality constraint. It is noteworthy that Eq.(3) is

directly given by the first-order perturbation of Eq.(9). Here the 'exclusion' of the other bonding orbitals is automatically achieved by the above energy shift.

The situation of $H_{WS}^{(k)}$ can be mapped to that of a fictitious impurity state ψ_k with the energy level ϵ_{WS} . An impurity state will be delocalized, when its energy level merges into the conduction band ($\Delta_{imp} \equiv \epsilon_{N+1}^{(eig)} - \epsilon_{WS} \rightarrow 0$). Back to the real system, we conclude that the locality of WS's is governed by Δ_{imp} , not by Δ . In Fig. 1, Δ_{imp} is plotted and is found to be finite even at $\Delta = 0$. This is consistent to the fact in Fig. 2(c) that the WS's are still localized at the IM transition point ($\Delta = 0$).

As concluding remarks of composite-band WS's, we present a practical procedure of constructing the WS's. The locality of the WS's is determined directly by the hopping integrals and can be insensitive to the bandgap. We also show that the present theory of the WS's is equivalent to the LO-O(N) formulation and that the locality of the WS's can be formally mapped to that of a fictitious impurity state.

This work is supported by a Grant-in-Aid for COE Research 'Spin-Charge-Photon' and by a Grant-in-Aid from the Japan Ministry of Education, Science, Sports and Culture. The numerical calculation was partly carried out by the computer facilities at the Institute of Molecular Science at Okazaki and at the Institute for Solid State Physics at the University of Tokyo.

-
- [1] For general review articles of order-N methods, P. Ordejon, *Comp. Mat. Sci.* **12**, 157 (1998); S. Goedecker, *Rev. Mod. Phys.* **71**, 1085 (1999)
 - [2] F. Mauri, G. Galli and R. Car, *Phys. Rev. B* **47**, 9973 (1993); F. Mauri and G. Galli, *Phys. Rev. B* **50**, 4316 (1994).
 - [3] G.H.Wannier, *Phys. Rev.* **52**, 191 (1937).
 - [4] W.Kohn, *Phys. Rev.* **115**, 809 (1959).
 - [5] W.Kohn, *Phys. Rev.* **7**, 4388 (1973).
 - [6] W.Kohn, *Chem. Phys. Lett.* **208**, 163 (1993).
 - [7] N. Marzari and D. Vanderbilt, *Phys. Rev. B* **56**, 12847 (1997).
 - [8] S. Ismail-Beigi and T. A. Arias, *Phys. Rev. Lett.* **82**, 2127 (1999).
 - [9] W.A.Harrison, *Electronic structure and the properties of solids*, W.H.Freeman and Company (1980).
 - [10] D. Weaire and M. F. Thorpe, *Phys. Rev.* **4**, 2508 (1971). M. F. Thorpe and D. Weaire, *ibid* 3518 (1971).
 - [11] D. J. Chadi and M. L. Cohen, *Phys. Status. Solidi (b)* **68**, 405 (1975).
 - [12] D. J. Chadi, *J. Vac. Sci. Technol.* **16**, 1290 (1979).
 - [13] I. Kwon, R. Biswas, C. Z. Wang, K. M. Ho, and C. M. Soukoulis, *Phys. Rev. B* **49**, 7242 (1994).
 - [14] P. Löwdin, *J. Chem. Phys.* **18**, 365, (1950).