

Aging in glassy systems: new experiments, simple models, and open questions

J.P. Bouchaud

Service de Physique de l'Etat Condensé, CEA Saclay,
91191 Gif sur Yvette Cedex, France

November 20, 2021

Abstract

We review the most striking experimental results on aging in a variety of disordered systems, which reveal similar features but also important differences. We argue that a generic model that reproduce many of these features is that of *pinned defects* in a disordered environment, hopping between different metastable states. The fact that energy barriers grow with the size of the reconforming regions immediately leads to a strong hierarchy of time scales. In particular, long wavelength glassy, aging modes and short wavelength equilibrated modes coexist in the system and offer a simple mechanism to explain the rejuvenation/memory effect, which does not rely on 'chaos' with temperature. These properties can be discussed within simplified models (such as the Sinai model) where the dynamics of the whole pinned object is reduced to that of its center of mass in a disordered potential. While the experiments in random ferromagnet-like systems can be satisfactorily accounted for, the correct picture for the aging dynamics of spin-glasses is still missing. Following recent ideas of Houdayer and Martin, we propose the idea that the ordered phase a spin-glass contains a large number of pinned, zero tension walls. Finally, we briefly discuss the status of the mean-field theories of aging.

1 Introduction

A great variety of systems exhibit slow ‘glassy’ dynamics [1]: glasses of all kinds, but also spin-glasses or dipolar glasses [2, 3]. Another very interesting class of systems is that of pinned ‘defects’ such as Bloch walls, vortices in superconductors, charge density waves, dislocations, etc. interacting with randomly placed impurities [4]. Another type of systems where surprisingly slow dynamics can occur are soft glassy materials, such as foams, dense emulsions or granular materials, which attracted much attention recently [5]. Of particular interest is the so called *aging* phenomenon observed in the response function of these glassy systems. This response is either to a magnetic field in the case of disordered magnets, to an electric field in the case of dipolar glasses, or to an applied stress in the case of, e.g. glassy polymers or dense emulsions. The basic phenomenon is that the response is *waiting time* dependent, i.e. depends on the time t_w one has waited in the low temperature phase before applying the perturbation. Qualitatively speaking, these systems *stiffen* with age: the longer one waits, the smaller the response to an external drive, as if the system settled in deeper and deeper energy valleys as time elapses. More precisely, if a system is cooled in zero field and left at T_1 (below the glass temperature T_g ¹), during a time t_w before applying an external field (or stress), then the time dependent magnetisation saturates after a time comparable to t_w itself. In other words, the time dependent magnetisation (or strain) takes the following form:

$$M(t_w + t, t_w) \simeq M_\infty(t) + M_{\text{AG}}\left(\frac{t}{t_w}\right), \quad (1)$$

where $M_\infty(t)$ is a ‘fast’ part,² and M_{AG} is the slow, aging part. Analogously, if a polymer glass is left at T_1 during a time t_w before applying an external stress, the subsequent strains develop on a time scale given by t_w itself. Note that the decomposition of the dynamics into a fast part and a slow part often also holds *above* (but close to) T_g , where one speaks of β -relaxation and α -relaxation, respectively. The time scale $\tau(T)$ for the α -relaxation is however finite and waiting time independent above T_g . This time becomes effectively infinite for $T < T_g$, and is therefore replaced by the age of the system t_w . In other words, Eq. (1) is the continuation in the glass phase of the precursor two-step relaxation commonly observed above T_g [6].

¹Here the glass transition temperature is understood as the temperature below which the relaxation time becomes larger than the experimental time scales. This temperature may or may not correspond to a true phase transition.

²Actually, $M_\infty(t)$ should be written $M_\infty(t/\tau_0)$, where τ_0 is a microscopic time scale.

Aging in correlation functions

One can also, at least numerically, observe aging in the *correlation functions*. For example, the dynamic structure factor of – say – a Lennard-Jones system, defined as:

$$S_q(t_w + t, t_w) = \langle e^{i\vec{q} \cdot [\vec{r}(t+t_w) - \vec{r}(t_w)]} \rangle, \quad (2)$$

where $\vec{r}(t)$ is the position of a tagged particle at time t , exhibits interesting aging properties [7]. Note that the corresponding experiments are much harder to realize, since the measurement of the structure factor typically takes several minutes or so. In order not to mix together different waiting times, one should redo the experiments several times, heating back the system above T_g , and cooling down again, until the number of runs is sufficient to obtain a good averaging for a *fixed* t_w . This point will be further discussed below – see Eq. (6).

In equilibrium, the correlation and the response function are related through the *fluctuation-dissipation theorem*. Interestingly, this theorem does not hold in general for the aging part of the correlation and response. A generalisation of this theorem has been provided in [8, 9] in the context of some mean-field spin-glass models, where the true temperature of the system is replaced by an effective temperature, higher than that of the thermal bath (and possibly time dependent). Quite a lot of efforts have been devoted to measure this effective temperature in glassy systems, either numerically [10], or experimentally [11].

2 Different types of aging

2.1 Aging in the a.c. susceptibility

Aging can also be seen on a.c. susceptibility measurements (response to an oscillating field at frequency ω). These have the advantage that the perturbing field can then be extremely small. On the other hand, since one must wait for at least one period before taking a measurement, the time sector available in these experiments is confined to $\omega t_w > 1$ (corresponding, in the language of the time dependent magnetisation discussed above, to the short time region $t < t_w$). The a.c. susceptibility typically takes the following form:

$$\chi''(\omega, t_w) = \chi''_{\infty}(\omega) + f(t_w)\chi_{AG}(\omega) \quad (3)$$

where $\chi_{\infty}(\omega)$ is the stationary contribution, obtained after infinite waiting time. Depending on the system, the aging part behaves quite differently. For example, in spin glasses (SG), both the functions f and χ_{AG} behave similarly, as a *power-law*

[3]:

$$f(t_w)\chi_{\text{AG}}(\omega)|_{\text{SG}} \simeq A(\omega t_w)^{x-1} \quad x \sim 0.7 - 0.9. \quad (4)$$

This behaviour is the counterpart, in frequency space, of the t/t_w scaling reported above. Some dipolar glasses (DG), close to a ferroelectric transition [12, 13], reveal a very different behaviour, since in this case one has:

$$f(t_w)\chi_{\text{AG}}(\omega)|_{\text{DG}} \simeq At_w^{x-1} \quad \text{or} \quad -B \log t_w, \quad (5)$$

i.e., an aging part which is nearly frequency independent. Glycerol, on the other hand, shows an intermediate behaviour [14]: the aging part is frequency dependent, but the frequency dependence is weaker than the waiting time dependence.

2.2 Role of the thermal history

If a system ages, then by definition it is out-of-equilibrium. Therefore, one might worry that the properties that one measures at T_1 actually strongly depends on the whole thermal history of the system. Here again, different systems behave very differently. A naive argument, based on the idea that thermal activation over high energy barriers plays a central role in aging, would suggest that the age of a system cooled very slowly before reaching T_1 should be much larger than the age of the same system, but cooled more rapidly. In other words, cooling the system more slowly allows energy barriers to be surmounted more efficiently at higher temperatures, and thus brings the system closer to equilibrium at T_1 . This is precisely what happens for DG systems [12]. One can actually use non-uniform cooling protocols, where the cooling rate is either slow or fast only in the vicinity of T_g , and then fixed to a constant value for the last few Kelvins – see Fig. 1. In the case of DG, one sees very clearly that the cooling rate when crossing T_g is the crucial quantity which determines how well the system is able to equilibrate [12]. When the system is cold, then the dynamics is essentially frozen on experimental time scales, and therefore the precise value of the cooling rate there is of minor importance.

Surprisingly, the situation is completely reversed for SG. In these systems, the value of the cooling rate in the vicinity of T_g is completely irrelevant, and the observed a.c. susceptibility is to a large degree independent of the cooling rate, except for the very last Kelvins [15]. This is illustrated in Fig. 1. The naive picture of a system crossing higher and higher barriers to reach an optimal configuration therefore certainly needs to be reconsidered for these systems.

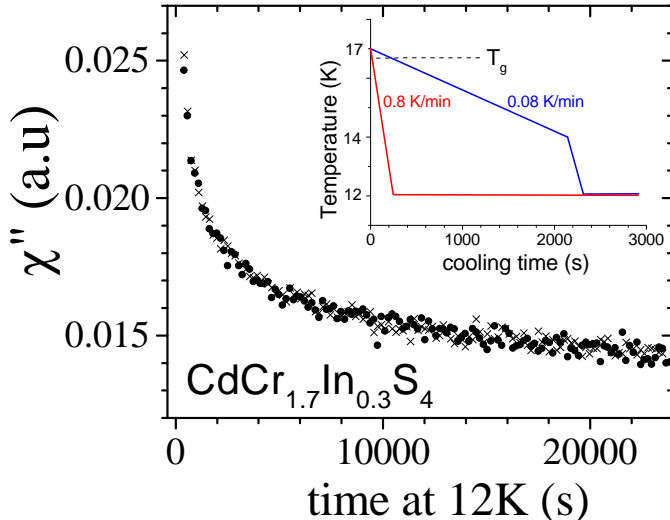


Figure 1: Effect of the cooling rate (shown in the inset) on χ'' (circles and crosses), showing that the value of the cooling rate in the vicinity of T_g is completely irrelevant. Only the cooling rate during the very last Kelvins actually affect the contribution of the aging part of the susceptibility.

2.3 Rejuvenation and Memory in temperature cycling experiments

An even more striking effect has been observed first in spin-glasses [16, 17], and more recently in a variety of other systems. Upon cooling, say from T_1 to $T_2 < T_1$, the system *rejuvenates* and returns to a zero age configuration even after a long stop at the higher temperature T_1 . This is tantamount to saying that the thermal history is irrelevant, as we pointed out above: stopping at a higher temperature is more or less equivalent to cooling the system more slowly. The interesting point, however, is that the system at the same time remembers perfectly its past history: when heating back to T_1 , the value of the a.c. susceptibility is seen to match precisely the one it had reached after the first passage at this temperature, as if the stay at T_2 had not affected the system at all: see Fig. 2. The paradox is that the system *did* significantly evolve at T_2 , since a significant decrease of $\chi''(\omega, t_w)$ is also observed at T_2 . The effect would be trivial if no evolution was observed at T_2 : in this case, one would say that the system is completely frozen at the lowest temperature, and then all observables should indeed recover their previous value when the system is heated back. The puzzle comes from the coexistence of *perfect memory* on the one hand, and *rejuvenation* on the other.³

³This rejuvenation has often been identified with some kind of ‘chaotic’ evolution of the spin-glass order with temperature. As we shall discuss below, this might be misleading and we

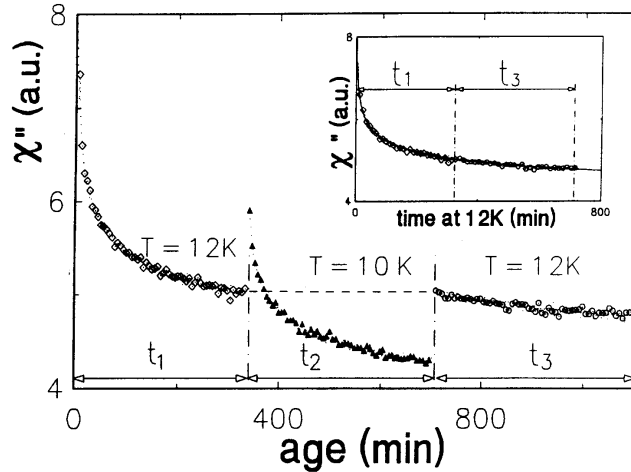


Figure 2: Effect of a temperature cycle for $T_1 = 12$ K to $T_2 = 10$ K $< T_1$ and back to T_1 . One sees that after a long stop at T_1 , aging is *restarted* when the system is cooled to T_2 , as if it never had stopped at T_1 (the central part of the curve would be the same after a direct quench from $T > T_g$ to T_2 .) At the same time, a perfect *memory* of the value of χ'' reached at the end of the stay at T_1 is kept somewhere in the system. The inset shows that after “cutting” the central part, one recovers precisely the usual aging curve at T_1 . (From [16]).

Very similar effects have now been seen in different systems: in different spin glasses [15], some dipolar glasses [12], PMMA [19], and very recently disordered ferromagnets [20, 21]. This last case is interesting because the system is a so-called reentrant spin-glass: the system is ferromagnetic at high temperatures, and then becomes a spin-glass at lower temperatures. One can thus compare in detail the aging effects in both phases. The ‘rejuvenation and memory’ turns out to be very similar in both phases, except that memory is only partial in the ferromagnetic phase: only when the system is left at T_2 for a rather short time does one keep the memory. In spin glasses, as soon as $T_1 - T_2$ is greater than a few degrees, the memory is kept intact, at least over experimentally accessible time scales.

2.4 Deviations from t/t_w scaling

We have mentioned above that in many systems such as spin-glasses or polymer glasses, the aging part of the response function scales approximately as t/t_w , meaning that the effective relaxation time of a system below the glass transition

prefer calling this effect ‘rejuvenation’ rather than ‘chaos’.

is set by its *age* t_w . This scaling is actually only approximate. It appears that a better rescaling of the experimental data is achieved by plotting the data as a function of the difference $(t + t_w)^{1-\mu} - t_w^{1-\mu}$, with $\mu < 1$ [3]. For $\mu = 0$, t_w drops out, and this describes a usual time-translation invariant response function, while the limit $\mu \rightarrow 1$ corresponds to a t/t_w scaling. It is easy to see that the effective relaxation time grows as t_w^μ , i.e. more slowly than the age t_w itself for $\mu < 1$ ('sub-aging'). Note that for dimensional reasons, t_w^μ should in fact read $t_w^\mu \tau_0^{1-\mu}$, where τ_0 is a microscopic time scale. Therefore, deviations from the simple t/t_w scaling would mean that the microscopic time scale is still relevant to the aging dynamics, even for asymptotically long times. Such a behaviour is predicted in some mean-field models of spin-glasses, and also in simpler 'trap' models, to be discussed below.

However, one should be very careful in interpreting any empirical value of μ less than one, because several artefacts can induce such an effective sub-aging behaviour. A first possible artefact is due to the external field applied to the system to measure its response. Experimentally, one finds that the higher field (or the external stress), the smaller the value of μ : an external field destroys the aging effect [2, 22]. The extrapolation of μ to zero field is somewhat ambiguous, specially because of a second possible artefact, which is a bad separation between the 'fast' relaxation part in Eq. (1) and the slow aging part. This comes from the fact that the so-called 'fast' part $M_\infty(t)$ is not that fast. In spin glasses, it decays as $(\tau_0/t)^\alpha$, where α is a very small exponent, of the order of 0.05. Hence, this leads to a rather substantial 'tail' even in the experimental region where $t = 10^{12}\tau_0$, which pollutes the aging part and leads to an effective value of $\mu < 1$. However, even after carefully removing this fast part, the value of μ in spin-glasses still appears to be stuck slightly below the value 1 [3]. A third reason for this to be so is *finite size effects*. One expects that for a system of finite size, aging will be interrupted after a finite time, when the system has fully explored its phase space. Therefore, after a possibly very long 'ergodic' time, the response of the system has to revert to being time-translation invariant, corresponding to $\mu = 0$. An idea, advocated in [23] and recently reconsidered by Orbach [24], is that a sample made of small grains of different sizes will lead to an effective value of $\mu < 1$ because the ergodic time of some of the grains enter the experimental time window.

As a last possible artefact, let us mention the case of dynamical light scattering experiments where the signal is recorded *while the system is aging*. In this case, instead of measuring $S_q(t_w + t, t_w)$, one actually measures:

$$\tilde{S}_q(t_w + t, t_w) = \frac{1}{\mathcal{T}} \int_0^{\mathcal{T}} dt' S_q(t_w + t' + t, t_w + t') \quad (6)$$

where \mathcal{T} is the integration time needed to obtain a reliable signal. It is easy to see that even if $S_q(t_w + t, t_w)$ is a function of t/t_w , the averaging over t' will lead to an effective value of μ smaller than one, tending to one only if $\mathcal{T} \ll t_w$. It is possible that this mechanism can explain the value of $\mu \sim 0.5$ determined in [25] for a colloidal glass, where $\mathcal{T} \sim t_w$.

Before ending this section, let us finally add an extra comment concerning the case $\mu > 1$ ('super-aging'). In some simple coarsening models of aging, discussed below, it can be argued that the relevant scaling variable should be $\log(t + t_w)/\log(t_w)$ rather than t/t_w . This corresponds to an effective value of μ greater than one. Other mechanisms leading to $\mu > 1$ can be found, see [26] and below.

3 Simple models of aging

3.1 Domain growth in pure systems

A simple case where aging effects do appear is phase ordering in pure systems [27]. Take for example an Ising ferromagnet suddenly quenched from high temperatures to a temperature below the transition temperature. The system then wants to order, and has to choose between the up phase and the down phase. Obviously, this takes some time, and the dynamics proceeds via *domain growth*. After a time t_w after the quench, the typical distance between domain walls is $\xi(t_w)$, which grows as a power-law of time, i.e. relatively quickly, even for small temperatures. A given spin, far from the domain walls, will thus have to wait for a time t such that $\xi(t_w + t) \sim 2\xi(t_w)$ to flip from – say – the up phase to the down phase and decorrelate. For a power-law growth, this means that the effective relaxation time is of the order of t_w itself, corresponding to $\mu = 1$. This behaviour is confirmed by several exactly soluble models of coarsening, such as the Ising model on a chain, or the 'spherical' model, where one can compute explicitly the correlation function to find [27]:

$$C(t_w + t, t_w) = C_\infty(t) + C_{\text{AG}}\left(\frac{t}{t_w}\right). \quad (7)$$

One can also compute several other quantities, such as the effect of an external magnetic field h on the aging properties. One then sees that when $\xi(t_w)^{-1}$ is smaller than h , the driving force due to the curvature of the domain walls is superseded by the driving force due to the external field [28]. In this situation, the favoured phase quickly invades the whole system and aging is stopped. This leads, for very small fields and moderate time scales, to an effective value of the

exponent $\mu < 1$, as discussed in section 2.4. The main quantity of interest to compare with experiments, however, is the response function. The result is that the aging part of the response function vanishes as $\xi(t_w)^{-1}$ as t_w becomes large. In terms of the a.c. susceptibility, one finds that [28, 29]:

$$\chi''(\omega, t_w) = \chi''_{\infty}(\omega) + \xi(t_w)^{-1} \chi''_{AG}(\omega t_w). \quad (8)$$

Intuitively, this result means that the aging part of the susceptibility only comes from the domain walls, while the spins in the bulk of domains contribute to the stationary part $\chi''_{\infty}(\omega)$. Since the density of spins belonging to domain walls decreases as $\xi^{d-1}/\xi^d = \xi^{-1}$, the aging contribution decreases with time as the density of walls.

Domain growth in pure systems is driven by surface tension and does not require thermal activation; the aging effects in these systems are therefore hard to detect experimentally, since the typical size of the domains soon reaches its maximum value [set either by the size of the system or by magneto-static (or other) considerations.] Similarly, one does not expect the cooling rate to have a major influence on the coarsening of the system.

3.2 Domain growth in random systems

More interesting is the situation in disordered ferromagnets (for example in the presence of quenched random fields or random bonds). In this case, the impurities act as pinning sites for the domain walls. The problem of elastic objects (such as domain walls, but also vortices in superconductors, dislocations, etc.) pinned by random impurities has been the subject of intense work in the past decade, both from a static point of view (where the typical equilibrium conformation of such objects is investigated) or to understand their dynamics (relaxation to equilibrium, response to an external driving force, creep and depinning transition) – for reviews, see [30, 4, 31, 32]. Actually, these systems constitute ‘baby’ spin glasses: frustration is present because of the competition between pinning, which tends to distort the structure, and elasticity which tends to reduce the deformations. The main result of the theory is the appearance of a typical pinning energy $E_p(\ell)$ associated to the linear size ℓ of the piece of domain wall that attempts to reconform. This energy scale *grows as a power* of ℓ :

$$E_p(\ell) \sim \Upsilon(T) \ell^{\theta}, \quad (9)$$

where Υ is a (temperature dependent) energy scale, and θ an exponent which depends on the dimensionality of the structure (1D for dislocations, 2D for domain

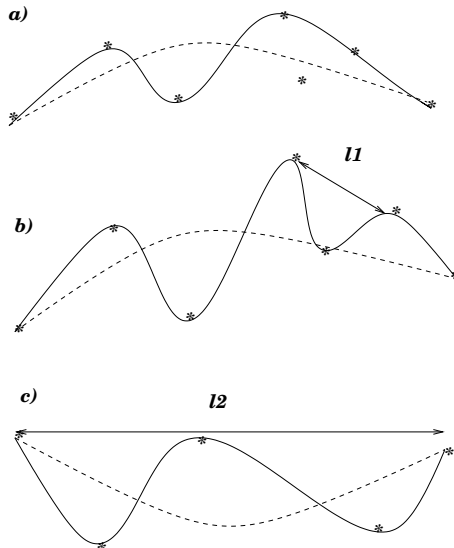


Figure 3: Schematic evolution of a pinned object on well separated time scales. On scale $t(\ell_1)$, the object reconfirms by flipping a small portion of size ℓ_1 from one favourable configuration to another (a \rightarrow b). On a much longer time scale $t(\ell_2) \gg t(\ell_1)$, the conformation on scale ℓ_2 (dotted lines) has evolved (b \rightarrow c). The dynamics of the short wavelengths happens on a time scale such that long wavelengths are effectively frozen.

walls, etc.) and on the correlations of the pinning field. Using a very naive Arrhenius law for thermal activation, this means that the typical time associated to reconfiguration events that occur on a scale ℓ take a time:

$$t(\ell) \sim \tau_0 \exp \left[\frac{\Upsilon(T)\ell^\theta}{T} \right]. \quad (10)$$

Equivalently, the size over which the system can equilibrate after a time t_w only grows *logarithmically*:

$$\ell(t_w) \sim \left[\frac{T}{\Upsilon(T)} \log\left(\frac{t_w}{\tau_0}\right) \right]^{1/\theta} \quad (11)$$

In particular, the typical size of the growing domains is expected to grow logarithmically with time, that is, *extremely slowly*.⁴ This very slow growth means that the density of domain walls only decays slowly with time, and therefore that the aging contribution to the susceptibility is still significant even after macroscopic times.

Although very simple, the exponential relation between length scales and time scales given by Eq. (10) has far-reaching consequences: the dynamics becomes,

⁴Actually, for domain growth, the exponent of the logarithm is probably larger than $1/\theta$, but this does not matter for the present qualitative discussion. In particular, one expects the aging part of the correlation function to be a function of $\log(t_w + t)/\log(t_w)$.

in a loose sense, hierarchical. This is illustrated in Fig. 3. The object evolves between metastable configurations which differ by flips of regions of size ℓ_1 on a time $t(\ell_1)$ that, because of the exponential dependence in Eq. (10), is much shorter than the time needed to flip a region of size $\ell_2 > \ell_1$. Therefore, the dynamics of the short wavelengths happens on a time scale such that long wavelengths are effectively frozen. As we shall explain below, this feature is, in our eyes, a major ingredient to understand the coexistence of rejuvenation and memory. Another important consequence is the fact that domain growth becomes a very intermittent process: once an event on the scale of the domain size ξ has happened, the details of the conformation on scales $\ell < \xi$ start evolving between nearby metastable states, while the overall pattern formed by the domains on scale ξ hardly change.

The equation (10) also allows one to define a very important quantity which we call, by analogy with the glass temperature T_g , the ‘glass length’ ℓ_g , through $\Upsilon(T)\ell_g^\theta = \mathcal{A}T$, introduced in this context in [33, 34, 32]. The factor \mathcal{A} is rather arbitrary; the choice $\mathcal{A} = 35$ corresponds to a time of 1000 seconds if $\tau_0 = 10^{-12}$ seconds. In analogy with the glass temperature T_g , one sees that length scales larger than ℓ_g cannot be equilibrated on reasonable time scales, while length scales smaller than ℓ_g are fully equilibrated. Qualitatively speaking, the equilibrated modes contribute to the stationary part of the correlation and/or response function, while the glassy modes $\ell > \ell_g$ contribute to the aging part. Therefore, the strong hierarchy of time scales induced by the exponential activation law allows equilibrated modes and aging modes to coexist.

Finally, it is easy to understand that the logarithmic growth law, Eq. (11), leads to a strong *cooling rate* dependence of the typical size of the domains [13]: since the growth law is essentially that of pure systems as long as $\xi \ll \ell_g(T)$, a longer time spent at higher temperatures (where ℓ_g is large) obviously allows the domains to grow larger before getting pinned at lower temperatures.

3.3 Diffusion in a random potential 1: The Sinai model

It is useful to consider a toy model for the dynamics of a pinned domain wall by considering the motion of a *point particle* in a random potential. This can be thought of as a reduction of the problem to the dynamics of the center of mass of the pinned object. From the study of these pinned objects, it is known that reconformations on scale ℓ typically change the position of the center of mass X by an amount $\propto \ell^\zeta$, where ζ is a certain exponent, analogous to the exponent θ defined above. Since the energy changes by an amount $\Upsilon\ell^\theta$, the statistics of the

random potential $V(X)$ acting on the center of mass X must be such that:

$$\langle [V(X) - V(X')]^2 \rangle \propto \Upsilon^2 |X - X'|^{2\theta/\zeta} \quad |X - X'| \ll L^\zeta, \quad (12)$$

where L is the total transverse size of the object. For larger distances, $\langle [V(X) - V(X')]^2 \rangle$ saturates to a finite value, since the impurities encountered by the pinned object become uncorrelated.

An interesting example is provided by a *line* in a plane (i.e. a domain wall in two dimensions) in the presence of impurities. In this case, the exponents ζ and θ are exactly known and read: $\zeta = 2/3$, $\theta = 1/3$, leading to $\langle [V(X) - V(X')]^2 \rangle \propto \Upsilon^2 |X - X'|$. If one assumes that the statistics of $V(X)$ is Gaussian, then the potential $V(X)$ is a random walk, and the model under consideration is precisely the well known Sinai model, for which a large number of analytical results are known (for reviews, see [35, 36, 37]).

One can also define in this model a ‘glass scale’ X_g such that, at temperature T_1 , that:

$$\Upsilon(T_1) \sqrt{X_g} = \mathcal{A}T_1 \quad \text{or} \quad X_g = \left(\frac{\mathcal{A}T_1}{\Upsilon(T_1)} \right)^2, \quad (13)$$

where we have taken into account a possible temperature dependence of Υ . For $X \ll X_g$, the diffusion motion is quasi-free, and the dynamics is ‘fast’ (diffusive). For times corresponding to distances larger than X_g , the energy barriers strongly impede the motion, and lead to a slow logarithmic sub-diffusion:

$$t \sim \tau_0 \exp\left[\frac{V(X)}{T_1}\right] \longrightarrow X(t) \sim X_g \log^2\left(\frac{t}{\tau_0}\right). \quad (14)$$

More precisely, all the particles initially launched at $X = 0$ will, after time t , be located in the deepest energy well available at time t , which is at a distance $\sim \log^2 t$ from the initial point. The relative distance between these particles, however, does not grow with time. The deepest trap available is so much more favourable than the others that the relative distance between all particles remains typically of order X_g : this is the Golosov phenomenon (see [38, 36, 39]). Within the deepest well, on the other hand, the probability is roughly uniform, since the energy landscape is shallow in comparison with T_1 . One can actually argue, using the beautiful results of [37], that the (intra-well) response of the particle to a small oscillating external field should behave as:

$$\chi_{AG}(\omega, t_w) \sim \frac{\log^3 t_w}{\omega t_w} \quad (15)$$

where t_w is the time since the quench from very high temperatures. This shows that within this simplified model, the response is not exactly a function of ωt_w ,

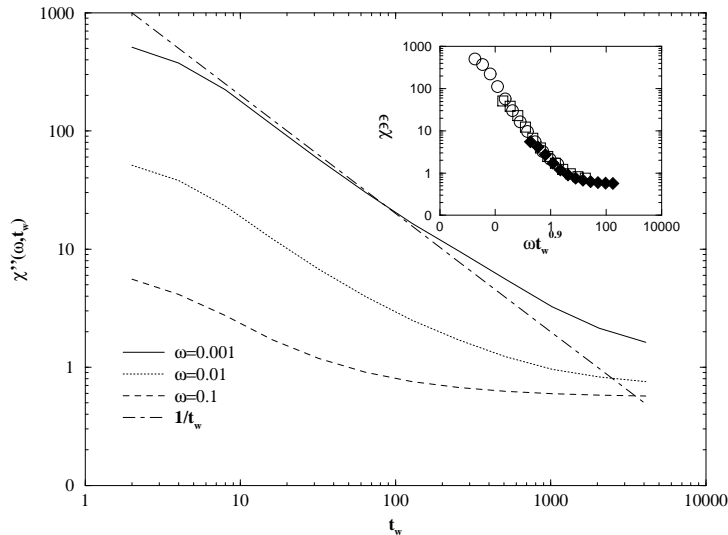


Figure 4: Dissipative part of the response function to a small oscillating field in the Sinai model, as a function of waiting time, for different frequencies. The slope $1/t_w$ is shown for comparison. In the inset, we show that these curves can be rescaled using an effective value of $\mu = 0.9$.

but that there are logarithmic corrections. This means that the scaling variable is again, over a limited range of t_w , of the form ωt_w^μ with $\mu < 1$. In Fig. 4, we show the results of a numerical simulation performed with H. Yoshino [40], where $\chi(\omega, t_w)$ is computed for the Sinai model at various frequencies, as a function of t_w . We have shown the slope $1/t_w$ for comparison, and rescaled the different curves using the value $\mu = 0.9$ in the inset.

Now, the very interesting property of the Sinai model is the fact that the potential $V(X)$ is strictly self-affine. This means that the statistics of the potential at small scales is identical, up to a scaling factor, to the statistics of the potential at larger scales (see Fig. 5). Therefore, when the temperature is lowered from T_1 to $T_2 < T_1$ after a time t_{w1} , the particle has to restart its search for the most favourable well, much as it had done when the temperature first reached T_1 from high temperatures. Since the probability distribution within the well is uniform at the moment of the second temperature change, it indeed corresponds, effectively, to a high temperature quench. The point however is that the particles cannot leave the deep well they had reached at T_1 before a time exceedingly long compared to t_{w1} . This time t_{w2}^* is the time needed to overcome the depth of the

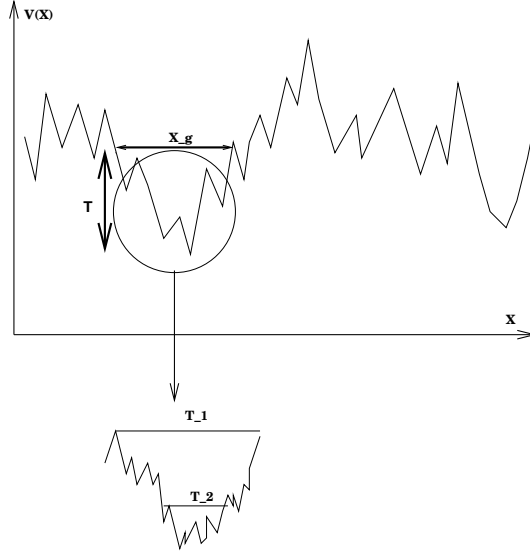


Figure 5: The potential $V(X)$ in the Sinai model is self-affine. A zoom of a small portion of it, of size $X_g(T_1)$, reveals the same statistical features at a smaller scale. Correspondingly, the dynamics at a smaller temperature T_2 will exhibit properties after a quench from T_1 very similar to the initial dynamics after a quench from high temperature. On the other hand, the dynamics at T_2 mostly takes place within the valley reached at T_1 .

well reached at t_{w1} , and is given by:

$$t_{w2}^* = \tau_0 \left(\frac{t_{w1}}{\tau_0} \right)^\beta \quad \text{with} \quad \beta = \frac{T_1 \Upsilon(T_2)}{T_2 \Upsilon(T_1)}. \quad (16)$$

Consider the case where the pinning energy vanishes above a certain temperature T_c , as $\Upsilon(T) \sim (T_c - T)^\omega$, with a certain exponent ω . (This is the case, for example, for domain walls near the Curie temperature). Then taking $\omega = 1$, $T_1 = 0.9T_c$ and $T_2 = 0.8T_c$, one finds that $\beta = 2.25$. Therefore, if $\tau_0 = 10^{-12}$ second, and $t_{w1} = 1$ second, one finds that t_{w2}^* is astronomically long, equal to 10^{15} seconds! In other words, the particle is completely trapped, even when the temperature only changes by 10%.

Therefore, this model provided a tantalizing scenario for the ‘rejuvenation and memory’ effect: as the temperature is cooled down, new details of the potential appear, in a self-similar manner, and the aging dynamics over the barriers starts afresh. On the other hand, the particle remains effectively forever in the well that it had reached at T_1 . Therefore, when the system is heated back to T_1 , perfect memory is recovered. This scenario is very similar to the one advocated for spin glasses on the basis of a hierarchical landscape, inspired by Parisi’s mean field solution [41, 33]. We believe that the Sinai model offers a precise basis for such a

picture. Note that there is no ‘chaos’ involved in this model: rejuvenation occurs because previously equilibrated modes are thrown out of equilibrium, but in the very same energy landscape.

3.4 Diffusion in a random potential 2: The trap model

The above model assumes that the random potential is Gaussian, with a correlation function compatible with direct scaling arguments, which lead to $V(X) \sim X^{\theta/\zeta}$. A slightly different picture emerges from the replica variational theory which predicts a highly *non-Gaussian* effective pinning potential acting on the center of mass of the pinned object. As detailed in [34, 42], the potential is a succession of local parabolas (corresponding to locally favourable configurations, or ‘traps’) matching at singular points (see also [43]). The full ‘replica symmetry breaking’ scheme needed to reproduce the correct scaling of the potential (i.e. $V(X) \sim X^{\theta/\zeta}$) means that the potential is actually a hierarchy of parabolas within parabolas, etc. This hierarchy directly corresponds to the existence of different length scales ℓ , each one characterized by an energy scale $E_\ell \sim \Upsilon \ell^\theta$. An important difference with the above Sinai model is the statistics of the depth of the different valleys of the pinning potential: the prediction of the replica approach is that the deepest valleys obey the so-called Gumbel extreme value statistics:

$$P_\ell(E) \sim_{E \gg E_\ell} \frac{1}{E_\ell} \exp\left(-\frac{E}{E_\ell}\right). \quad (17)$$

Assuming that the time needed to hop out of a trap of depth E is $\tau = \tau_0 \exp(E/T)$, one finds that the above exponential distribution of trap depths induces a *power-law* distribution of trapping times:

$$P_\ell(\tau) \sim_{\tau \gg \tau_0} \frac{\tau_0^{x_\ell}}{\tau^{1+x_\ell}} \quad x_\ell = \frac{T}{E_\ell} \sim \left(\frac{\ell_g}{\ell}\right)^\theta. \quad (18)$$

The model of a random walk between independent traps such that their release time is given by Eq. (18) has been investigated in details in [44, 33], and more recently, in the context of the rheology of soft glassy materials, in [5]. The interesting result is that the dynamics of this simple model is time-translation invariant as long as $x_\ell > 1$ (high temperature phase, corresponding to small length scales), but becomes *aging* when the average trapping time diverges, i.e. when $x_\ell < 1$ (large length scales). In this case, the dynamics becomes extremely intermittent, since the system spends most of its time in the deepest available trap.

One can compute, within this simple model, the a.c. susceptibility (or frequency dependent elastic modulus) to find [44, 33, 5]:⁵

$$\chi''_{\ell}(\omega, t_w) = A(x_{\ell})(\omega\tau_0)^{x_{\ell}-1}; (x_{\ell} > 1) \quad \text{and} \quad \chi''_{\ell}(\omega, t_w) = A(x_{\ell})(\omega t_w)^{x_{\ell}-1}; (x_{\ell} < 1). \quad (19)$$

The case where all length scales evolve in parallel therefore leads to a total susceptibility given by $\chi''(\omega, t_w) = \chi''_{\infty}(\omega) + \chi''_{\text{AG}}(\omega t_w)$ with:

$$\chi''_{\infty}(\omega) = \sum_{\ell < \ell_g} \mathcal{G}(\ell) A(x_{\ell})(\omega\tau_0)^{x_{\ell}-1} \quad \chi''_{\text{AG}}(\omega t_w) = \sum_{\ell > \ell_g} \mathcal{G}(\ell) A(x_{\ell})(\omega t_w)^{x_{\ell}-1}, \quad (20)$$

where \mathcal{G} is a ‘form factor’ counting the number of available modes at scale ℓ . A very interesting consequence of Eq. (20) is that in the low frequency, long waiting time limit (more precisely when $\omega\tau_0 \ll 1$ and $\omega t_w \gg 1$), the sum over ℓ is dominated by the region $\ell \sim \ell_g$, for which $x_{\ell} \sim 1$. For a fairly general function \mathcal{G} , one expects both the stationary and aging part of χ'' to behave asymptotically as $1/\log \omega$. This can be translated, using the fluctuation dissipation theorem, into a noise spectrum $S(\omega) \propto 1/\omega \log \omega$, i.e. a so-called $1/f$ noise, ubiquitous in glassy systems. This mechanism suggests that $1/f$ noise should generically exhibit a slowly evolving component. Following the same argument, one also expects that the aging contribution to χ'' decays as a small power of t_w , eventually reaching a $1/\log(\omega t_w)$ behaviour for $\log(\omega t_w) \gg 1$. As mentioned above (see Eq. (4)), data on spin glasses typically give $1 - x_{\ell} \sim 0.1 - 0.3$ for ωt_w in the range $1 - 10000$.

The strictly hierarchical nature of the landscape also leads, by construction, to the ‘rejuvenation and memory’ effect [41, 33]: when the temperature is reduced from T_1 to T_2 , the ‘glass length scale’ moves down from ℓ_{g1} to ℓ_{g2} . Modes corresponding to $\ell_{g2} < \ell < \ell_{g1}$, which were equilibrated at T_1 , become aging at T_2 (hence the ‘rejuvenation’), while the modes such that $\ell > \ell_{g1}$, which were aging at T_1 , become effectively frozen at T_2 (hence the ‘memory’). This is illustrated in Fig. 6.

Let us finally discuss how values of $\mu \neq 1$ can arise within the trap model. If one assumes that the traps visited during the evolution of the system are all different, as implicitly done above, then $\mu = 1$. This is not true if, for example, the geometry of the trap connectivity is of low dimension, for example if the traps are on a one-dimensional structure. In this case, one can show [45] that $\mu = 1/(1+x)$ for $x < 1$. One can also look at simpler models, when a particle makes directed hops on a line where traps have a deterministic lifetime $\tau(n)$ which

⁵Note that the result quoted above for the Sinai model formally corresponds to $x_{\ell} = 0$, a result that could have been anticipated [35], up to logarithmic corrections.

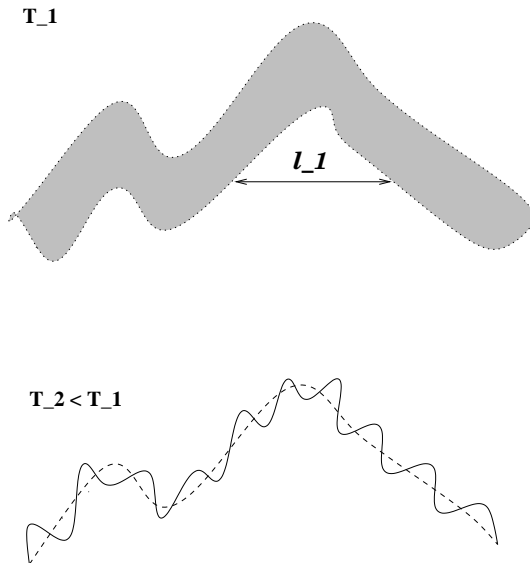


Figure 6: Scenario for rejuvenation and memory for a pinned object: at temperature T_1 , the length scale ℓ_1 is slowly evolving, while the smaller length scales are ‘fast’, and thus lead to a ‘blurred shaped’ object if one looks at it on the time scale $t(\ell_1)$. Upon cooling down to T_2 , the smaller length scales start ‘condensing’: the object is pinned on smaller length scales.

grows with the distance n to the origin. The position $N(t_w)$ of the particle at time t_w is therefore given by:

$$t_w = \sum_{n=1}^N \tau(n), \quad (21)$$

since we have assumed that the walk is directed towards $n > 0$. The subsequent evolution of the particle, for a time $t \ll \tau(N)$, will be a function of $t/\tau(N)$. Taking $\tau(n) \propto n^\beta$ immediately leads to $\mu = \beta/(\beta + 1) < 1$. If $\tau(n)$ grows faster than exponentially with n , then one finds that the effective value of μ is larger than one, because of the presence of logarithmic corrections which lead to superaging.

4 Back to experiments

Equipped with the above theoretical ideas, one can return to the experimental results presented in the first sections, and see how far one can go in their interpretation.

4.1 Disordered Ferromagnets

From the discussion above, one expects that aging in disordered ferromagnets can be understood in terms of the superposition of slow domain growth, and domain walls reconformations in the pinning field created by the disorder. Correspondingly, the aging part of the susceptibility is expected to behave as:

$$\chi''_{\text{AG}}(\omega, t_w) = \frac{1}{\xi(t_w)} [\chi''_{w\infty}(\omega) + \chi''_{w\text{AG}}(\omega, t_w)], \quad (22)$$

where $\xi(t_w)$ is the (slowly growing) domain size, $\chi''_{w\infty}$ the stationary mobility of the domain walls at frequency ω , and $\chi''_{w\text{AG}}$ the aging contribution coming from the reconformation modes, expected to scale as ωt_w . This expression accounts well for the observations made in random ferromagnet like systems, such as the ones studied in [13, 21], in particular:

- The aging part of the response is quite sensitive to the cooling rate, and decreases when cooling is slower and/or when the waiting time increases. This dependence is logarithmic, and directly reflects the behaviour of $\xi(t_w)$.
- For small frequencies, $\chi''_{w\text{AG}}$ dominates and one observes an approximate ωt_w scaling of the aging part of χ , up to log-corrections coming from the $1/\xi$ factor. On the other hand, for larger frequencies, the reconformation contribution becomes negligible and the ωt_w scaling breaks down completely, as observed in [13].
- One observes rejuvenation and memory, induced by the slow reconformation of the walls. However, memory is only recovered if the time spent at the lower temperature T_2 is short enough, such that the overall position of the domain walls has not changed significantly. In the other limit, i.e. when the walls can move substantially, the impurities interacting with the walls are completely renewed, and memory is lost [21].

The fact that aging in glycerol bears some resemblance with aging in disordered ferromagnets suggests that some kind of domain growth might also be present in structural glasses. The precise nature of this domain growth is however at this stage not very clear, but is certainly a very interesting subject to explore further.

4.2 Spin-glasses

The interpretation of the aging experiments in spin-glasses is not as transparent; this is directly related to the fact that the correct theoretical picture for

spin-glasses in physical dimensions (as opposed to mean-field) is still very much controversial. The simplest description is the droplet theory, where one essentially assumes that a spin-glass is some kind of ‘disguised ferromagnet’, in the sense that there are only two stable phases for the system, that one can (by convention) call ‘up’ and ‘down’. The dynamics of the system after a quench can then be again thought of in terms of domain growth in a disordered system, with the difference that the ‘pattern’ that is progressively invading the system is itself random. Correspondingly, the energy of a ‘domain’ grows with its size ℓ as ℓ^θ , where θ is smaller than the value $d - 1$ which holds in a pure ferromagnet. This is the scenario proposed (in a dynamical context) by Fisher and Huse [46], and further investigated by Koper and Hilhorst [47]. However, this scenario immediately stumbles on a first difficulty, in that it would predict a very strong cooling rate dependence of the susceptibility which, as shown in Fig. 1, is definitely not observed.

A way out of this contradiction is to argue that even if *at any given temperature*, there are only two stable phases in competition (i.e. one pattern and its spin reversed), the favoured pattern changes chaotically with temperature. More precisely, if the temperature changes by ΔT , then the precise relative arrangement of the spins is preserved for lengths scales less than a ‘chaos’ length $\ell_{\Delta T} \propto \Delta T^{-y}$, and completely destroyed at larger length scales [48]. (Here, y is a new exponent related to θ .) If this is the case, then all the aging achieved at higher temperatures is useless to bring the system closer to equilibrium at T_1 , where domain growth has to restart from scratch. This also explains how the system rejuvenates upon a small temperature change.

The problem with this interpretation is that: (i) chaos with temperature has not been convincingly established neither theoretically nor numerically. In particular, there seems to be no ‘chaos’ with temperature in the mean-field Sherrington-Kirkpatrick model [49]; and (ii) that if the evolution at T_2 consists in growing new domains of the T_2 phase everywhere in space, it is difficult to imagine how this does not destroy completely the correlations built at temperature T_1 . A way to do this would be to say that the new T_2 -phase only nucleates around particular nucleation sites and grows very slowly, in such a way that a substantial region of space is still filled by the T_1 phase. However, this would mean that it is impossible to describe the dynamics of the system in terms of two phases only, as assumed in the droplet model. At any temperature, the configuration would necessarily be a mixture of all the phases corresponding to the previous temperatures encountered during the thermal history of the system [15].

The ‘droplet’ theory is radically different from the picture emerging from the Parisi solution of the mean-field Sherrington-Kirkpatrick model [50]. There,

one can show that the number of ‘phases’ in which the system can organize is very large. More precisely, there are configurations of nearly equal energy which differ by the flip of a finite fraction of the total number of spins. A consistent picture for how this scenario applies for finite dimensional spin-glasses is however still missing. A recent interesting suggestion made by Houdayer and Martin is that these different phases differ by the reversal of large non-compact, sponge like objects [51]. These objects have a linear dimension equal to the size of the system, but are not space-filling. Rather, their boundary separates an ‘interior’ from an ‘exterior’ which form a bi-continuous structure. If this is the case, then by definition this boundary is a kind of domain wall with zero surface tension. This is crucial in the sense that these ‘domain walls’ can hop from one metastable configuration to another (much as in a disordered ferromagnet) but with *no overall tendency to coarsen*.

In other words, the ordered phase of spin-glasses is, in a sense, full of *permanent* domain wall-like defects.⁶ These domain walls can only be precisely defined in reference to the true ground state of the system; their physical reality should however be thought of as particularly ‘mobile’ regions of spins; the precise position of these ‘walls’ define the possible metastable states of the sample.

After quenching the system to low temperatures, the system coarsens to get rid of the excess intensive energy, as has been beautifully demonstrated numerically in [52] (see also [53, 54]). However, the state left behind is still a ‘soup’ of walls with zero surface tension. The density of these walls is large and does not decay with time, and therefore provide the major contribution to the aging signal. The rejuvenation and memory effect can be understood in terms of the progressive quenching of smaller and smaller length scales of those walls as the temperature decreases, as we argued above for disordered ferromagnets. This interpretation is actually motivated by the fact that the temperature cycling experiments in the ferromagnetic phase and in the spin-glass phase of a single ‘reentrant’ spin-glass sample reveal very similar features [21]. The only difference is that memory is perfect in spin-glasses, *as if* no coarsening was present.

Let us insist once more on the fact that the above mechanism for rejuvenation is very different from the ‘chaos’ hypothesis. Within the trap model, aging is the phenomenon which occurs when the Boltzmann weight, initially uniformly scattered among many microstates, has to ‘condense’ into a small fraction of them. It is the dynamic counterpart of the entropy crisis transition that takes place in the Random Energy Model [55, 42].

Obviously, the above discussion is very speculative and a deeper understand-

⁶These permanent defects are probably very similar to the ‘active’ droplets of Fisher and Huse.

ing of aging in spin-glasses is very much needed. We however believe that the idea that the ordered phase of a spin-glass contains a large number of pinned, zero tension walls, which reconform in their disordered landscape, is a useful picture.

5 Conclusion

In these lectures, we have tried to review the most striking experimental results on aging in a variety of disordered systems, which reveal similar features but also important differences. We have argued that a generic model that reproduce many of these features is that of *pinned defects* in a disordered environment. The fact that energy barriers grow with the size of the reconforming regions immediately leads to a strong hierarchy of time scales. In particular, long wavelength aging modes and short wavelength equilibrated modes coexist in the system and offer a simple mechanism to explain the rejuvenation/memory effect. These properties can be discussed within simplified models where the dynamics whole pinned object is reduced to that of its center of mass in a disordered potential. The main difference between random ferromagnets and spin-glasses seems to lie in the fact that while domains slowly grow in the former case (and therefore progressively reduces the density of domain walls), the fraction of ‘domain walls’ in spin-glasses appears to remain constant in time.

We have not attempted to discuss here the dynamical mean-field models, which have been much studied recently (for a review, see [1]). These models are also able to reproduce many of the interesting features of aging, including the rejuvenation/memory effect [56]. Furthermore, these models allow one to make precise predictions on the possible violations of the Fluctuation-Dissipation Theorem [8, 9], and the relation between this violation and the non trivial overlap distribution function which appears in the static solution of these models [57]. Finally, the exact dynamical equations of these models at high temperature are very similar to those of the Mode-Coupling Theory for fragile glasses. Therefore, one can study by analogy the extension of the Mode-Coupling equations to the glass phase, and obtain, within this framework, interesting results on the aging properties of fragile glasses [58]. However, the relevance of these mean-field theories to finite dimensional systems is not obvious, especially at low temperatures. This is because these models actually describe the diffusion of a single particle in a very high dimensional disordered potential [59, 60]. In high dimensions, the particle is never trapped in the bottom of a valley: there are always directions to escape.⁷ The aging dynamics is dominated by the fact that the average number

⁷This is true at least for discontinuous spin-glasses. The geometrical interpretation for

of unstable directions is decreasing with time, not by the fact that typical energy barriers are growing with time [61]. The inclusion of true activated effects in these mean-field (or Mode-Coupling) equations is still very much an open problem.

Acknowledgements

The ideas presented here owe a lot to many colleagues and friends with whom I have discussed these matters over the years, in particular F. Alberici, L. Cugliandolo, D. Dean, V. Dupuis, P. Doussineau, J. Hammann, J. Kurchan, A. Levelut, M. Mézard, P. Nordblad, E. Vincent and H. Yoshino. Interesting discussions with J. L. Barrat, A. Bray, M. Cates, D. S. Fisher, J. Houdayer, W. Kob, Ph. Maass, E. Marinari, O. Martin, R. Orbach, E. Pitard and P. Sollich must also be acknowledged. Finally, I want to thank Mike Cates for inviting me to give these lectures in St Andrews, and for a most enjoyable and fruitful collaboration over the years.

References

- [1] J.P. Bouchaud, L. Cugliandolo, J. Kurchan, M. Mézard, *Out of Equilibrium dynamics in spin-glasses and other glassy systems*, in ‘Spin-glasses and Random Fields’, A.P. Young Editor (World Scientific) 1998, and references therein.
- [2] L.C.E. Struick, “Physical Aging in Amorphous Polymers and Other Materials” (Elsevier, Houston, 1978).
- [3] E. Vincent, J. Hammann, M. Ocio, J.-P. Bouchaud, L.F. Cugliandolo, in *Complex Behaviour of Glassy Systems*, Springer Verlag Lecture Notes in Physics Vol.492, M. Rubi Editor, 1997, pp.184-219, and refs. therein.
- [4] For a recent review, see T. Giamarchi, P. Le Doussal, in ‘Spin-glasses and Random Fields’, A.P. Young Editor (World Scientific) 1998, and references therein.
- [5] P. Sollich, F. Lequeux, P. Hebraud, M. Cates; Phys. Rev. Lett. **70** 2020 (1997), P. Sollich, Phys. Rev. E **58**, 738 (1998), S. Fielding, P. Sollich, M. Cates, cond-mat/9907101.

‘continuous’ spin-glasses is less clear, though. [1]

- [6] W. Götze, in *Liquids, freezing and glass transition*, eds. JP Hansen, D. Levesque, J. Zinn-Justin Editors, Les Houches 1989 (North Holland). W. Götze and L. Sjögren, *Rep. Prog. Phys.* **55**, 241 (1992).
- [7] W. Kob, J.L. Barrat, “Fluctuations, response and aging dynamics in simple glass forming liquids out of equilibrium”, cond-mat/9905248.
- [8] L. Cugliandolo, J. Kurchan, *Phys. Rev. Lett.* **71** (1993) 173, *J. Phys. A* **27** (1994) 5749, S. Franz, M. Mézard, *Europhys. Lett.* **26** (1994) 209, *Physica A* **209** (1994) 1. For a related work, see: H. Horner, H. Sommers, A. Crisanti, *Z. Phys.* **B92**, 257 (1993) and references therein.
- [9] L. Cugliandolo, J. Kurchan, L. Peliti, *Phys. Rev E* **55**, 3898 (1997).
- [10] see, e.g. E. Marinari, G. Parisi, F. Ricci-Tersenghi, J.J. Ruiz-Lorenzo, *J. Phys. A* **31**, 2611 (1998).
- [11] T. Grigera, N. Israeloff, cond-mat/9904351.
- [12] F. Alberici, P. Doussineau, A. Levelut, *J. Phys I (France)* **7** 329 (1997); F. Alberici, P. Doussineau, A. Levelut, *Europhys. Lett.* **39** 329 (1997).
- [13] F. Alberici, J.-P. Bouchaud, L. Cugliandolo, J. Doussineau, A. Levelut, *Phys. Rev. Lett.* **81** 4987 (1998)
- [14] R. L. Leheny, S. Nagel, *Phys. Rev. B* **57**, 5154 (1998).
- [15] K. Jonason, E. Vincent, J. Hammann, J.-P. Bouchaud and P. Nordblad, *Phys. Rev. Lett.* **31**, 3243 (1998); K. Jonason, P. Nordblad, E. Vincent, J. Hammann and J.-P. Bouchaud, to appear in *Europhys. Jour. B*.
- [16] F. Lefloch, J. Hammann, M. Ocio and E. Vincent, *Europhys. Lett.* **18**, 647 (1992).
- [17] see also: J. O. Andersson, J. Mattsson, P. Nordblad, *Phys. Rev. B* **48** 13 977 (1993).
- [18] P. Doussineau, T. de Lacerda-Arôso and A. Levelut, *Europhys. Lett.* **46** 401 (1999).
- [19] L. Bellon, S. Ciliberto and C. Laroche, e-prints cond-mat/9905160 and cond-mat/9906162.
- [20] K. Jonason, J. Mattsson, P. Nordblad, *Phys. Rev. Lett.* **77**, 2562 (1996); K. Jonason and P. Nordblad, cond-mat/9809059.

- [21] E. Vincent, V. Dupuis, M. Alba, J. Hammann, J.P. Bouchaud, *Comparing aging in the spin-glass and ferromagnetic phases of a disordered ferromagnet*, cond-mat/9908030.
- [22] E. Vincent, J. P. Bouchaud, D.S. Dean, J. Hammann, Phys. Rev. **B 52** (1995) 1050.
- [23] J. P. Bouchaud, E. Vincent, J. Hammann, J. Phys. I, **4**, 139 (1994).
- [24] R. Orbach, private communication.
- [25] W. van Meegen et al., Phys. Rev. **E 58** 6073 (1998)
- [26] H. Takayama, H. Yoshino, T. Komori, cond-mat/9909228 (08078)
- [27] A. J. Bray, *Adv. Phys.* **43**, 357 (1994).
- [28] L. F. Cugliandolo and D. S. Dean, *J. Phys. A* **28**, 4213 (1995)
- [29] L. Berthier, J.L. Barrat, J. Kurchan, cond-mat/9903091 and refs. therein.
- [30] D. S. Fisher, Phys Reports 301, 113-150 (1998).
- [31] H. Leshorn, T. Nattermann, S. Stepanow, L. H. Tang, *Annalen der Physik*, **6** 1 (1997)
- [32] H. Yoshino, in preparation; see also H. Yoshino, *Phys. Rev. Lett.* **81**, 1483 (1998).
- [33] J.P. Bouchaud, D.S. Dean, *J. Physique I (France)* **5**, (1995) 265.
- [34] L. Balents, J.-P. Bouchaud, M. Mézard, *J. Physique I* **6**, 1007 (1996).
- [35] J.P. Bouchaud, A. Comtet, A. Georges, P. Le Doussal, *Annals of Physics* **201** 285 (1990)
- [36] J.P. Bouchaud, A. Georges, *Phys. Rep.* **195**, 127 (1990)
- [37] D.S. Fisher, P. Le Doussal, C. Monthus, *Phys. Rev.* **E 59** 4795 (1999)
- [38] A. Golosov *Comm. Math. Phys* **92** 491 (1984)
- [39] A. Compte, J.P. Bouchaud, *J. Phys A* **31** 6113 (1998).
- [40] H. Yoshino, J. P. Bouchaud, in preparation.

- [41] Ph. Refregier, E. Vincent, J. Hammann and M. Ocio, *J. Phys. France* **48**, 1533 (1987); E. Vincent, J.-P. Bouchaud, J. Hammann and F. Lefloch, *Phil. Mag. B* **71**, 489 (1995).
- [42] J.P. Bouchaud, M. Mézard, *J. Phys. A.* **30** (1997) 7997.
- [43] M. Feigel'man, L. Ioffe, *Z. Phys. B* **51** (1983) 237.
- [44] J.P. Bouchaud, *J. Phys. I (France)* **2**, 1705 (1992), C. Monthus, J.P. Bouchaud, *J. Phys. A* **29** (1996) 3847.
- [45] B. Rinn, Ph. Maass, J.P. Bouchaud, in preparation.
- [46] D. S. Fisher and D. A. Huse, *Phys. Rev. B* **38**, 373 and 386 (1988), and references therein, in particular to the work of Bray and Moore, and Mc Millan.
- [47] G. J. M. Koper and H. J. Hilhorst, *J. Phys. France* **49**, 429 (1988).
- [48] A.J. Bray and M.A. Moore, *Phys. Rev. Lett.* **58** (1987) 57.
- [49] A. Billoire, E. Marinari, e-print cond-mat/9910352.
- [50] M. Mézard, G. Parisi, M.A. Virasoro, 'Spin Glasses and Beyond', World Scientific (1987).
- [51] J. Houdayer, O. C. Martin, 'A geometrical picture for finite dimensional spin-glasses', e-print cond-mat/9909203.
- [52] T. Komori, H. Takayama, H. Yoshino, cond-mat/9908078.
- [53] H. Rieger, *Ann Rev. of Comp. Phys.* II, ed. D. Stauffer (World Scientific, Singapore, 1995); E. Marinari, G. Parisi, F. Ritort and J. J. Ruiz-Lorenzo, *Phys. Rev Lett.* **76**, 843 (1996); E. Marinari, G. Parisi, F. Ricci-Tersenghi, J.J. Ruiz-Lorenzo, cond-mat/9910232.
- [54] Y.G. Joh, R. Orbach, J. J. Wood, J. Hammann and E. Vincent, *Phys. Rev. Lett.* **82**, 438 (1999).
- [55] B. Derrida, *Phys. Rev. Lett.* **45**, 79 (1980), *Phys. Rev. B* **24**, 2613 (1981).
- [56] L. Cugliandolo, J. Kurchan, *Phys. Rev. B* **60** 922 (1999).
- [57] S. Franz, M. Mézard, G. Parisi, L. Peliti, *Phys. Rev. Lett.* **81** 1758 (1998).

- [58] J.P. Bouchaud, L. Cugliandolo, J. Kurchan, M. Mézard, *Physica* **A226**, 243 (1996).
- [59] J. Kurchan and L. Laloux, *J. Phys.* **A29**, 1929 (1996).
- [60] J.P. Bouchaud, M. Mézard, *Prog. Th. Phys. (Supp.)* **126** 181 (1997).
- [61] For an interesting discussion of this point, see: A. Cavagna, *Fragile vs. Strong liquids: a saddles ruled scenario*, cond-mat/9910244.