

# Weak localisation, electron-electron interactions and the metal-insulator transition in two dimensions

M.Y. Simmons and A.R. Hamilton

*Semiconductor Nanofabrication Facility, School of Physics, The University of New South Wales, Sydney 2052, Australia*

M. Pepper, E.H. Linfield, P.D. Rose, and D.A. Ritchie

*Cavendish Laboratory, Madingley Road, Cambridge CB3 0HE, U.K.*

(20th October 1999)

A detailed investigation of the 2D metallic behaviour in a high quality hole gas in a GaAs-AlGaAs heterostructure reveals the presence of logarithmic corrections to the conductivity at low temperatures. Despite the low density ( $r_s > 10$ ) and high quality of this system, both weak localisation and weak electron-electron interactions are observed in the so-called metallic phase. Furthermore we show that electron-electron interactions cannot be responsible for the apparent metallic behaviour, as they too produce a logarithmic decrease in the conductivity as  $T \rightarrow 0$ . These results suggest that even in the presence of strong interactions there is no 2D metallic phase at  $T=0$ .

PACS numbers: 73.40.Qv, 71.30.+h, 73.20.Fz

Since the observation of metallic behaviour in strongly interacting two-dimensional (2D) systems over 5 years ago<sup>1</sup> experimentalists have tried to provide data from which an understanding of the conduction processes in high quality 2D systems can be obtained. Initial studies of these new strongly interacting systems revealed that the resistivity data can be “scaled” over a wide range of temperatures indicating the presence of a true phase transition between insulating and metallic states<sup>1-3</sup>. Following this an empirical formula for  $\rho(T)$  has been put forward which fits all the available experimental data of the metallic state<sup>4,5</sup>. This formula describes a saturation of the resistivity as the temperature is reduced, giving a finite resistance at  $T=0$ , further testifying the existence of a 2D metallic state. Despite these results the nature of the metallic state and whether it really persists to the zero of temperature remains unclear. Early theoretical<sup>6,7</sup> and experimental<sup>8</sup> studies of weakly interacting systems revealed that the presence of any amount of impurities would give rise to logarithmic corrections to the conductivity. Since these correction become increasingly important as the temperature is reduced the question of what happens to the metallic behaviour as  $T \rightarrow 0$  in 2D systems remains.

This paper reports the observation of both weak localisation and weak electron-electron interactions in the “metallic” phase of a high quality 2D hole gas in a GaAs/AlGaAs heterostructure. First we demonstrate that the system studied here exhibits all of the characteristics previously associated with the 2D “metal”-insulator transition. Magnetoresistance measurements are then used to extract the logarithmic corrections to the Drude conductivity at low temperatures. The data show that: (1) the anomalous exponential decrease of resistivity with decreasing temperature in the metallic phase is not due to quantum interference effects, (2) phase coherence is preserved in the metallic regime, and (3) electron-

electron interactions provide a localising correction to the conductivity.

The sample used here is a gated, modulation doped GaAs quantum well grown on a (311)A substrate<sup>3</sup>. Four terminal magnetoresistance measurements were performed at temperatures down to 100mK using low frequency (4 Hz) ac lockin techniques and currents of 0.1-5 nA to avoid electron heating. The hole density could be varied in the range  $0 - 3.5 \times 10^{11} \text{ cm}^{-2}$  ( $r_s > 4$ ), with a peak mobility of  $2.5 \times 10^5 \text{ cm}^2 \text{ V}^{-1} \text{ s}^{-1}$ . Only the heavy hole ( $|M_J|=3/2$ ) subband is occupied, although there is some mixing between light and heavy hole bands for  $|k| > 0$ .

Figure 1(a) shows the temperature dependence of the  $B=0$  resistivity  $\rho$  plotted for carrier densities close to the transition, from  $p_s = 3.2 - 5.6 \times 10^{10} \text{ cm}^{-2}$ . Insulating behaviour is observed at the lowest carrier densities, with  $\rho$  taking the familiar form for variable range hopping:  $\rho(T) = \rho_{\text{VRH}} \exp[(T/T_{\text{VRH}})^{-m}]$ , with  $m=1/2$  far from the transition and  $m=1/3$  close to the transition. A transition from insulating to metallic behaviour occurs as the carrier density is increased, with a critical density of  $p_c = 4.6 \times 10^{10} \text{ cm}^{-2}$  ( $r_s = 12$ ) at the transition. Above this critical density the resistivity drops markedly as the temperature is reduced, although it is difficult to see this drop on the logarithmic axis of figure 1(a).

The metallic behaviour can be seen more clearly in the “scaled” data shown in figure 1(b). Each  $\rho(T)$  trace was individually scaled along the T-axis in order to collapse all the data onto one of two separate branches. It has been suggested that the ability to scale the data both in the insulating and metallic branches is evidence for a phase transition between insulating and metallic states in a 2D system<sup>1</sup>. More recently Pudalov *et al.*<sup>4</sup> have shown that  $\rho(T)$  in the metallic regime is well described by:

$$\rho(T) = \rho_0 + \rho_1 \exp[-T_a/T] \quad (1)$$

Fig. 1(c-e) shows the temperature dependent resistivity for three different carrier densities in the metallic

regime, with fits to Eqn. (1) shown as dashed lines. In figure 1(c), at a density close to the transition, saturation of the resistivity is just visible at the lowest temperatures (100mK). As the density is increased and we move further into the metallic regime this saturation becomes visible at higher temperatures until at the highest density  $\rho(T)$  saturates below 350mK. The empirical formula (1), which characterises the metallic behaviour observed in all 2D systems therefore dictates a saturation of  $\rho(T)$  as  $T \rightarrow 0$ . Although different from the scaling analysis of [1] and shown in figure 1(b), it is still consistent with the existence of a 2D metal-insulator transition because  $\rho(T)$  remains finite as  $T \rightarrow 0$ .

However neither the scaling analysis in Fig. 1(b) nor the empirical Eqn. (1) address what has happened to the low temperature logarithmic corrections to the conductivity observed in previous studies of 2D systems<sup>8</sup>. We now turn to one of two main results of this paper. Figure 2 shows the temperature dependence of the  $B=0$  resistivity (left hand panel) and magnetoresistance (right hand panel) at different densities on both sides of the “metal”-insulator transition. In figure 2(a) we are just on the insulating side of the transition. The left hand panel shows that  $\rho(T)$  is essentially  $T$ -independent down to 300mK and then increases by 2.5% as the temperature is further reduced. This weak increase in the resistivity has been previously taken as evidence for weak localisation and weak electron-electron interaction effects<sup>9,10</sup>. It is however not possible to determine the precise origins of this weak increase in resistivity solely from the  $B=0$  data, and we therefore look at the magnetoresistance shown in the right hand panel of figure 2(a). A characteristic signature of weak localisation is a strong temperature dependent negative magnetoresistance, since the perpendicular magnetic field breaks time reversal symmetry, removing the phase coherent back-scattering. As observed previously there is no evidence of weak localisation for temperatures down to 300mK<sup>3</sup> in these high quality samples. However, as the temperature is lowered below 300mK a strong negative magnetoresistance peak develops as phase coherent effects become important, mirroring the small increase in the resistivity at  $B=0$ .

Increasing the carrier density brings us into the metallic regime (Fig. 2(b)) and the exponential drop in the resistivity with decreasing temperature predicted from Eqn. (1) starts to become visible. The upturn in  $\rho(T)$  marked by the arrow has moved to lower temperatures and the negative magnetoresistance in the right hand panel has become less pronounced. Further increasing the density (Fig. 2(c)) causes the metallic behaviour to become stronger, with the upturn in  $\rho(T)$  moving to even lower temperatures, until at  $p_s = 5 \times 10^{10} \text{ cm}^{-2}$  the upturn is no longer visible within the accessible temperature measurement range. However, the magnetoresistance still exhibits remnants of the weak localisation temperature dependent peak at  $B=0$ . The weak localisation is not therefore destroyed in the metallic regime, nor is

it “swamped” by the exponential decrease in resistivity with decreasing temperature. Instead what can clearly be seen in the left hand panel of figure 3, is that the upturn in  $\rho(T)$  due to weak localisation marked by the arrows, moves to lower temperatures as the carrier density is increased. This is not surprising since as we move further into the metallic regime both the conductivity and therefore the mean free path ( $l \propto \sigma/\sqrt{p_s}$ ) increase, such that the weak localisation corrections are only visible at lower temperatures (larger  $l_\phi$ ).

In contrast to experimental<sup>12</sup> studies of high carrier density hole gas quantum well samples there are no signs of weak anti-localisation in these low density samples. This is perhaps to be expected since recent theoretical work<sup>13</sup> has predicted that the magnetoresistance behaviour is determined by the degree of heavy-hole/light-hole mixing at the Fermi energy, which is characterised by the parameter  $k_F a/\pi$ , where  $a$  is the width of the quantum well. In our sample the carrier concentration is small, such that  $k_F a/\pi \ll 1$ , and only negative magnetoresistance is expected.

In Figure 3 (a) we fit the temperature dependent magnetoconductance data to the formula of Hikami *et al.*<sup>15</sup>.

$$\Delta\sigma(B) = \frac{-e^2}{\pi h} \left[ \Psi \left( \frac{1}{2} + \frac{B_\phi}{B} \right) - \Psi \left( \frac{1}{2} + \frac{B_0}{B} \right) \right] \quad (2)$$

where  $\Psi(x)$  is the digamma function,  $B_0$  and  $B_\phi$  are characteristic magnetic fields related to the transport scattering rate and the phase relaxation rate. We obtain  $\sigma_{xx}$  by matrix inversion of  $\rho_{xx}$  and  $\rho_{xy}$ . Using Eqn. (2) we fit the experimental data just on the metallic side of the transition ( $p_s = 4.7 \times 10^{10} \text{ cm}^{-2}$ ) for different temperatures as shown in Fig. 3(a). These fits are in good agreement with the experimental data, and from this it is possible to extract the fitting parameter  $B_\phi$  and thus the phase relaxation time  $\tau_\phi$ .

Figure 3(b) shows the temperature dependence of the phase breaking rate,  $1/\tau_\phi$  for three different densities close to the “metal”-insulator transition. The phase breaking rate decreases approximately linearly with decreasing temperature for all three traces. The measured phase breaking rate is nearly five times larger than that expected theoretically from the Nyquist noise<sup>16</sup>, which is shown as a dotted line in Fig. 3(b). However, we note that a similar, unexplained enhancement of the phase breaking rate has been observed in other studies of both 2D hole<sup>12</sup> and electron<sup>17</sup> systems.

The most important feature, however, of these results is that there is little variation in  $\tau_\phi$  with density and in particular there is no dramatic change in  $\tau_\phi$  as we cross from insulating ( $p_s = 4.5 \times 10^{10} \text{ cm}^{-2}$ ) to metallic behaviour ( $p_s = 5.2 \times 10^{10} \text{ cm}^{-2}$ ). There is therefore no reflection of the exponential decrease of  $\rho(T)$  with decreasing temperature in the phase breaking rate. This implies that whatever mechanism is causing metallic behaviour does not suppress weak localisation as originally believed. Since all models of the resistivity in the metallic phase<sup>4,14</sup> predict that the exponential drop saturates

at low temperatures, our data shows that phase coherent effects will again take over as  $T \rightarrow 0$ .

Finally we address the role of electron-electron interactions in the 2D metallic phase - the second important result from this paper. Unlike weak localisation, interactions not only affect the  $B = 0$  resistivity, but also cause a correction to the Hall resistance:

$$\frac{\Delta R_H}{R_H} = -2 \frac{\Delta \sigma_I}{\sigma} \quad (3)$$

By measuring the low field Hall effect it is thus possible to distinguish between weak localisation and interaction effects<sup>11</sup>. Figure 4(a) shows the Hall resistivity  $\rho_{xy}$  measured on the metallic side of the transition (i.e. where the zero field resistivity shows an exponential drop with decreasing temperature as shown in figure 2(c)). The data reveal a small, but significant, decrease of the Hall slope with increasing temperature. Whilst a series of different temperatures traces from 100-700mK were taken only three of these traces are presented for clarity. Upon closer investigation this small decrease of the Hall slope is found to vary as  $\log(T)$ . We extract the interaction correction to the zero field conductivity,  $\Delta \sigma_I$  from the temperature dependent Hall data using equation (3). Figure 4(b) shows a plot of the interaction correction for different carrier densities on both sides of the transition. All the data collapses onto a single line, clearly demonstrating a  $\log(T)$  dependence of  $\Delta \sigma_I$ , which reduces the conductivity to zero as  $T \rightarrow 0$ .

Logarithmic corrections to the Hall resistivity have previously been observed in studies of interaction effects in high density electron systems<sup>11</sup>. It is perhaps surprising that results observed in, and derived from weakly interacting systems apply to our system, where interactions are strong and  $r_s > 10$ . Nevertheless, we find reasonable agreement between the magnitude of the logarithmic corrections due to interactions in our system and those predicted by Altshuler et al.<sup>7</sup> (within a factor of 2). As with the phase coherent effects this logarithmic correction due to electron-electron interactions is independent of whether we are in the insulating or metallic phase and is present despite the exponential drop in resistivity. This is the first proof that electron-electron interactions are not responsible for the 2D “metal” insulator transition observed in high mobility systems.

In summary we have presented a comprehensive study of localisation and interaction effects in a high mobility two-dimensional hole gas sample that shows all the signatures of a  $B = 0$  “metal” insulator transition. The results clearly demonstrate that neither phase coherent effects nor electron-electron interactions are responsible for the apparent 2D metal-insulator transition. Both of these effects are present in the metallic regime and both give rise to localising corrections to the conductivity at low temperatures. The importance of phase coherent effects in studies of the metallic behaviour in high mobility 2D systems has not previously been recognised because the mean free path in these systems is large, so that weak

localisation is only observable at very low, often inaccessible, temperatures. Nevertheless we clearly observe negative magnetoresistance characteristic of weak localisation in the so-called metallic phase. There is no suppression of phase coherent effects in the metallic regime. Instead the weak localisation simply moves to lower temperatures as we go further into the metallic regime. Most importantly we demonstrate that the metallic behaviour is not due to electron-electron interactions, because these also cause a logarithmic localising correction to the conductivity. These results strongly suggest that the metallic state must be a finite temperature effect, and that as  $T \rightarrow 0$  the old results of scaling theory and weak electron-electron interactions remain valid - there is no 2D metallic phase.

We are indebted to D.E. Khmel'nitskii, D. Neilson, and B. Altshuler for many useful discussions. This work was funded by EPSRC (U.K.). MYS acknowledges a Queen Elizabeth II Fellowship from the Australian Research Council.

- 
- <sup>1</sup> S.V. Kravchenko *et al.*, Phys. Rev. B **50**, 8039 (1994); S.V. Kravchenko *et al.*, Phys. Rev. B **51**, 7038 (1995).
  - <sup>2</sup> D. Popović, A.B. Fowler and S. Washburn, Phys. Rev. Lett **79**, 1543 (1997); P.T. Coleridge *et al.*, Phys. Rev. B **56**, R12764 (1997).
  - <sup>3</sup> M.Y. Simmons *et al.*, Phys. Rev. Lett. **80**, 1292 (1998).
  - <sup>4</sup> V.M. Pudalov *et al.*, JETP Lett. **66** 175 (1997).
  - <sup>5</sup> Y. Hanein *et al.*, Phys. Rev. Lett. **80**, 1288 (1998).
  - <sup>6</sup> E. Abrahams *et al.*, Phys. Rev. Lett. **42**, 690 (1979); L.P. Gor'kov, A.I. Larkin and D.E. Khmel'nitskii, JETP Lett. **30**, 229 (1979).
  - <sup>7</sup> B.L. Altshuler, A.G. Aronov, and P.A. Lee, Phys. Rev. Lett. **44** 1288 (1980); B.L. Altshuler and A.G. Aronov, in *electron-electron interactions in disordered systems*, Efros and Pollak, (1985).
  - <sup>8</sup> M.J. Uren *et al.*, J. Phys. C **13**, L985 (1980); D.J. Bishop, D.C. Tsui, and R.C. Dynes, Phys. Rev. Lett **44**, 1153 (1980).
  - <sup>9</sup> V.M. Pudalov *et al.*, JETP Lett. **68**, 415 (1998).
  - <sup>10</sup> A.R. Hamilton *et al.*, Phys. Rev. Lett. **82**, 1542 (1999).
  - <sup>11</sup> M.J. Uren *et al.*, J. Phys. C **14**, 5737 (1981).
  - <sup>12</sup> S. Pedersen *et al.*, Phys. Rev. B **60**, 4880 (1999).
  - <sup>13</sup> N.S. Akerkiev, L.E. Golub and G.E. Pikus, JETP **86**, 780 (1998).
  - <sup>14</sup> A.P. Mills *et al.*, Phys. Rev. Lett. **83**, 2805 (1999).
  - <sup>15</sup> S. Hikami, A.I. Larkin, Y. Nagaoka, Prog. Theor. Phys. **63**, 707 (1980).
  - <sup>16</sup> W. Eiler, J. Low Temp. Phys. **56**, 481 (1984).
  - <sup>17</sup> R. Taboryski and P.E. Lindelof, Semicond. Sci. Technol. **5**, 933 (1990).

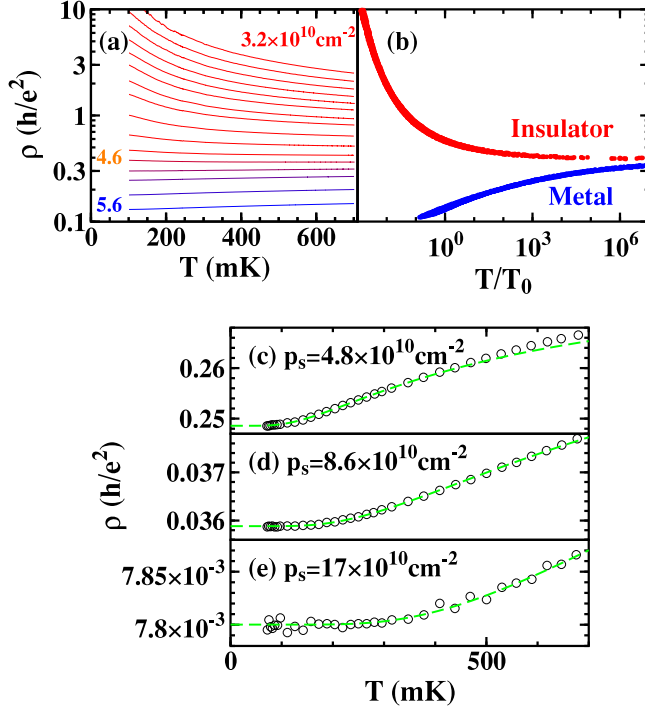


FIG. 1. (a) Temperature dependence of the resistivity at densities from  $p_s = 3.2 - 5.6 \times 10^{10} \text{ cm}^{-2}$ . (b) The same data, scaled to collapse onto metallic and insulating branches. (c) Temperature dependence of the resistivity in the metallic regime at carrier densities of 4.8, (d) 8.6 and (e)  $17 \times 10^{10} \text{ cm}^{-2}$ . The dashed lines show the fit to Eqn. (1).

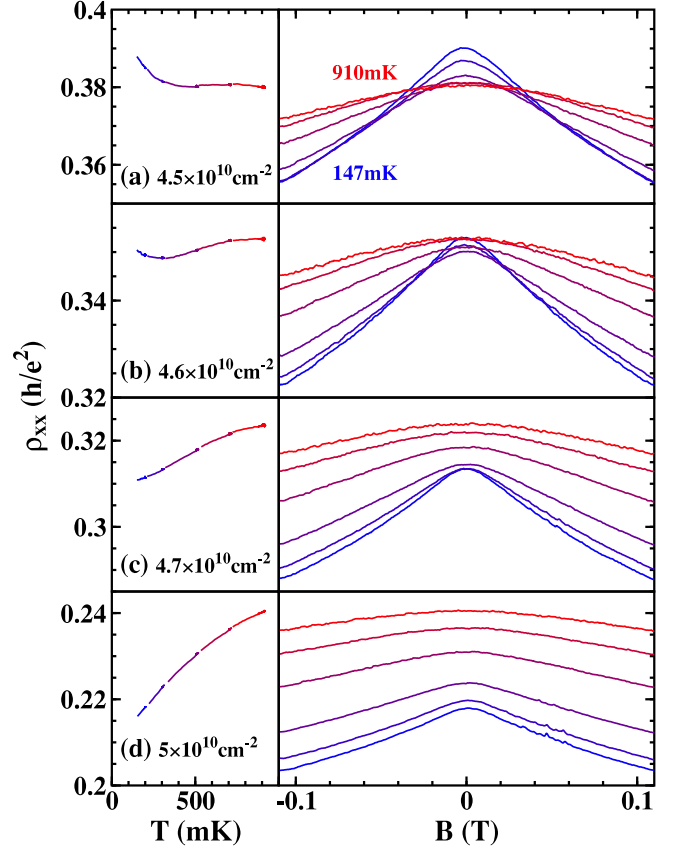


FIG. 2. (a-d) The left hand panel shows the resistivity at  $B=0$  versus temperature data, illustrating the transition from insulating to metallic behaviour as the density increases. The right hand panel shows the corresponding magnetoresistance traces at these densities for temperatures of 147, 200, 303, 510, 705 and 910mK.

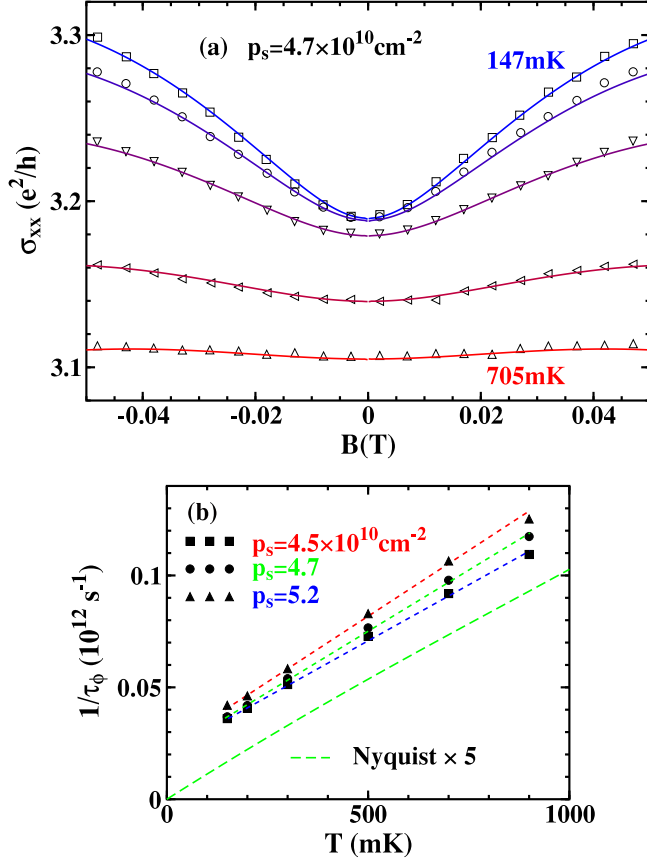


FIG. 3. (a) The magnetoconductivity,  $\sigma_{xx}$  just on the metallic side of the transition for temperatures of 147-705 mK. (b) A plot of  $1/\tau_\phi$  versus temperature for densities close to the “metal”-insulator transition, with a fit to the Nyquist phase breaking rate in dotted lines.

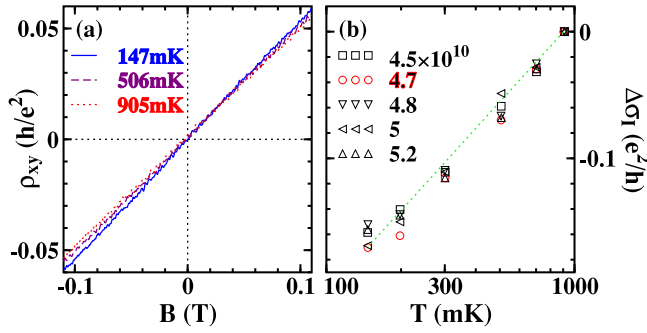


FIG. 4. (a) A plot of the Hall resistivity as a function of temperature at a density of  $4.7 \times 10^{10} \text{ cm}^{-2}$  (b) the logarithmic correction to the conductivity for densities close to the transition.