

Superconducting single-charge transistor in a tunable dissipative environment

Frank K. Wilhelm^{1,2,3}, Gerd Schön¹, Gergely T. Zimányi²

¹*Institut für Theoretische Festkörperphysik, Universität Karlsruhe, D-76128 Karlsruhe, Germany.*

²*Department of Physics, UC Davis, Davis CA 95616, U.S.A*

³*Present address: Quantum Transport Group, TU Delft, P.O. Box 5046, 2600 GA Delft, The Netherlands*

We study a superconducting single-electron transistor, where the coherence of Cooper pair tunneling is destroyed by external fluctuations in a tunable dissipative environment. We derive the correlation function of the environment fluctuations at arbitrary temperature and study their influence on the conductance and the Coulomb blockade in the device. We find two competing effects: A high conductance environment will enhance the intensity of fluctuations but reduce their energy dissipation. The peak and valley conductances of the Coulomb oscillations therefore depend non-monotonically on the environment conductance and temperature. In the normal state, the effect of the dissipation is far less pronounced, because the phase space itself allows for dissipative processes which will dominate over the induced dissipation. Our results agree with recent experiments.

Motivated by experiments of the Berkeley group [1] we consider a single-charge transistor with a superconducting island and electrodes which are coupled capacitively to a two-dimensional electron gas (2DEG) (Fig. 1). The novelty of this setup is that the resistance per square of the 2DEG is widely tunable by a back gate and can be driven from the weak [2,3] to the strong dissipation limit. This dissipative environment is responsible for the linear conductance of the superconducting device, observed in the experiments. We study the influence of the dissipative environment on the Cooper-pair tunneling and determine the dependence of the linear conductance on the gate voltage, environment conductance and temperature. In earlier works [4–6] the supercurrent branch was already studied. As in the experiments [1], we will assume a low environment resistance $R_{2DEG} \ll R_K/4 \equiv h/4e^2 \approx 6.5 \text{ k}\Omega$ and we choose the junction capacitance C_t , the capacitance between the island and the 2DEG, C_O the capacitance of the leads to the 2DEG to be ordered as $C_L, C_t \ll C_O \ll C_L$ (see Fig. 1). We ignore quasiparticle dissipation, since it is suppressed at temperatures much lower than the superconducting gap, $k_B T \ll \Delta$.

Due to the capacitive (electrostatic) coupling Cooper pairs of the single-charge transistor (SCT) attract image charges in the 2DEG. Thus the intrinsically dissipationless tunneling of Cooper pairs will be accompanied by the motion of the corresponding image charges, turning the whole process dissipative [7].

The dissipation and the associated Johnson-noise are controlled by the real part of the total impedance seen by the junction [8],

$$\text{Re}\{Z_t(\omega)\} = \frac{R}{1 + (\omega RC_t)^2} \quad (1)$$

where R is the square resistance of the 2DEG. In spite of the capacitive coupling to the 2DEG (see bottom of Fig. 1), eq. coincides with what is expected for an Ohmic shunt. This makes the SCT a remarkable system: the

transport is achieved by the tunneling of *discrete charges*, yet it is subject to Ohmic dissipation, the underlying physics of which is characterized by a *continuous charge transfer*. Furthermore, the ability to tune the resistance of the 2DEG allows a test of the theory over a wider range of parameters than in earlier work [9].

Following Ref. [10], we describe the dissipative environment by an oscillator bath. Taking into account the bath dynamics nonperturbatively by the full propagator and adjusting the bath parameters to the spectrum of the Johnson noise, we find for the tunneling rate through one of the junctions [11]

$$\Gamma(n) = \frac{\pi}{2\hbar} E_J^2 P(\delta E_{\text{ch}}^L(n)), \quad (2)$$

where δE_{ch} is the change in charging energy during the tunneling process depending on n the number of excess Cooper pairs tunneled on the island and n_G , the number of extra Cooper pairs induced through the gate. E_J the Josephson coupling energy of the respective junction. The function $P(E)$ is related to a correlation function

$$K(t) = 4 \int_{-\infty}^{\infty} \frac{d\omega}{\omega} \frac{\text{Re}\{Z_t(\omega)\}}{R_K} \left\{ \coth\left(\frac{\hbar\omega}{2k_B T}\right) \times [\cos(\omega t) - 1] - i \sin(\omega t) \right\} \quad (3)$$

through the Fourier integral

$$P(E) = \frac{1}{2\pi\hbar} \int_{-\infty}^{\infty} dt \exp\left[K(t) + i\frac{Et}{\hbar}\right]. \quad (4)$$

In our case, eq. (3) can be evaluated by the residue theorem and reads in the long-time limit, $|t| \gg RC_t$,

$$K(t) = -\frac{2}{g} \left[\pi T |t| + \log\left(1 - e^{-2\pi T |t|}\right) + \gamma + \log(2\pi T R C) + i \text{sign}(t) \frac{\pi}{2} \right]. \quad (5)$$

In the experimentally relevant case $E, T \ll 1/RC_t$ we find

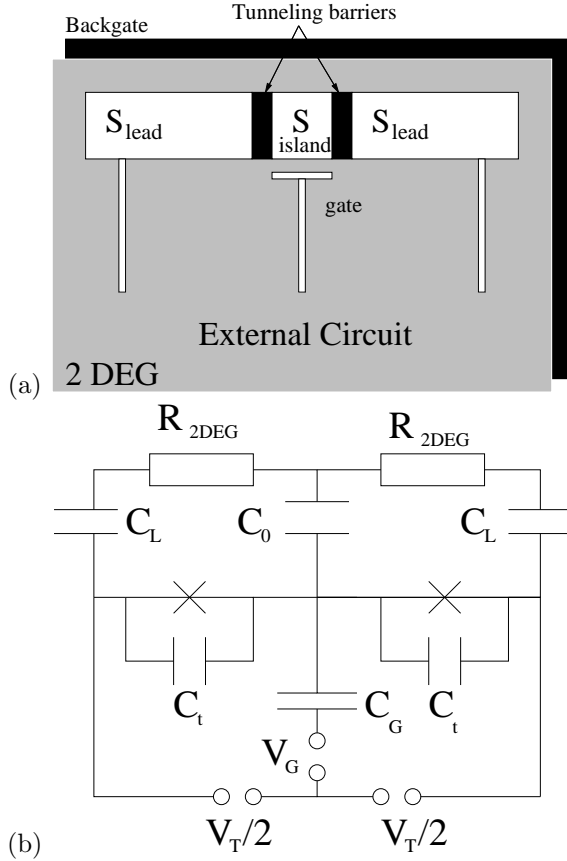


FIG. 1. (a) Top view of the system under consideration. The 2DEG is buried in the substrate. (b) Equivalent electrical circuit.

$$P(E) = \frac{e^{-\frac{2\gamma}{g}}}{2\pi^2 T} (2\pi T R C_t)^{\frac{2}{g}} \text{Re} \left[e^{-i\frac{\pi}{g} B \left(\frac{1}{g} - \frac{iE}{2\pi T}, 1 - \frac{2}{g} \right)} \right] \quad (6)$$

where $\gamma = 0.577$, $g = R_K/4R_{2DEG}$ and the Beta function can be expressed by gamma functions, $B(x, y) = \Gamma(x)\Gamma(y)/\Gamma(x+y)$. In this general result one observes that E appears only in the dimensionless combination $\epsilon = Eg/2\pi T$. This result allows us to calculate the tunneling rates according to eq. 2. Balancing the rates in a master equation in the limit of only two charging states, we find the current and the conductance [8] at constant voltage. One would expect that for the low temperatures of the Berkeley experiment, down to $T = 20mK$, the $\epsilon \gg 1$ limit is the appropriate one. Here the asymptotic expansion of Eq. (6) is [8] $P(E, 0) \approx 2/gE$ which coincides with previous results [12], for large values of g . In this limit, we find that $|n_G - n - 1| \leq C_G V/2e$ and the current reduces to

$$I = -\frac{4\pi}{\hbar} E_{JL}^2 \frac{1}{gV} \Theta\left(\frac{C_G V}{2e} - |n_G - n - 1|\right), \quad (7)$$

The backward tunneling rate involves $P(-E)$. This is directly related to $P(E)$ through the principle of detailed

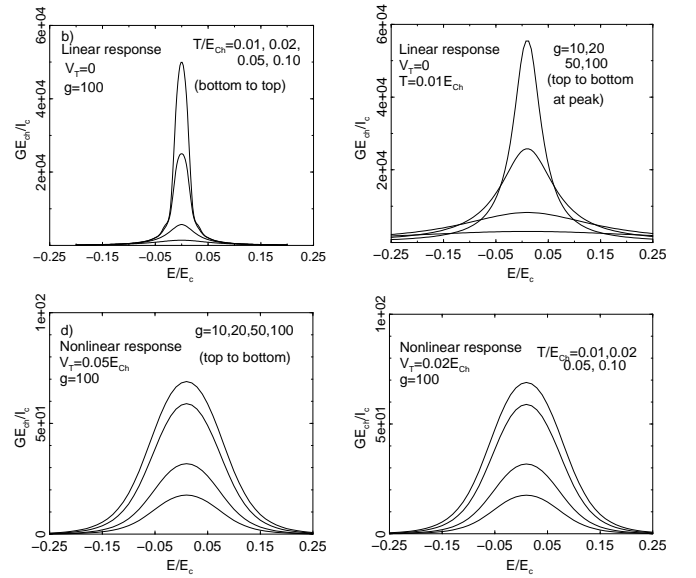


FIG. 2. Conductance peaks in lowest order (sequential tunneling) scaled by the critical current of a single junction, I_c and the charging energy $E_{ch} = 2e^2/C_t$ of the island

balance $P(-E) = e^{-E/k_B T} P(E)$, so that the correction to Eq. (7) describing thermally activated current flow is exponentially suppressed.

Remarkably the current *grows* if R_{2DEG} is *increased*, because in the $\epsilon \gg 1$ regime, higher resistance leads to stronger damping of the dissipative fluctuations, see Fig. 2 (c) and (d).

Next we investigate the opposite regime $\epsilon \ll 1$. At $E = 0$, Eq.(6) reduces to $P(0) \propto g/T$. Within linear order in E , we can either expand Eq.(6) or use the detailed balance relation, and find at the degeneracy point

$$I(V, n_G = n + 1) = -\frac{e\pi}{\hbar} E_{JL}^2 P(0) \frac{eV}{k_B T}. \quad (8)$$

From Eq. (8) we observe that the peak height now *decreases* with increasing the resistance of the 2DEG R , in agreement with the experimental data (see Fig. 2 (a) and (b)). However for any finite T and δE_{ch} and low enough R we re-enter the $\epsilon \gg 1$ regime, which exhibits the opposite tendency. Thus the complete dependence $P(E, T, g)$ on $g = R_K/R$ is a *non-monotonic* function. The conductance peak height diverges as $1/R$ as $R \rightarrow 0$ at finite T , and as $1/T^2$ as $T \rightarrow 0$ at finite R . In the experiment, there is always a finite transport voltage V , regularizing the conductance as $T \rightarrow 0$, see Fig. 2 (c) and (d). We point out that when we approach $V = T = 0$, the conductance diverges no matter from which direction marking the failure of the tunneling expansion. This tendency can readily be observed in Fig. 2 (a) and (b).

Up to this point we have worked in second order in E_J/E_{ch} , and found an exponential suppression of the current in the Coulomb blockade regime. Thus, the next order contribution (cotunneling) will be relevant. Co-

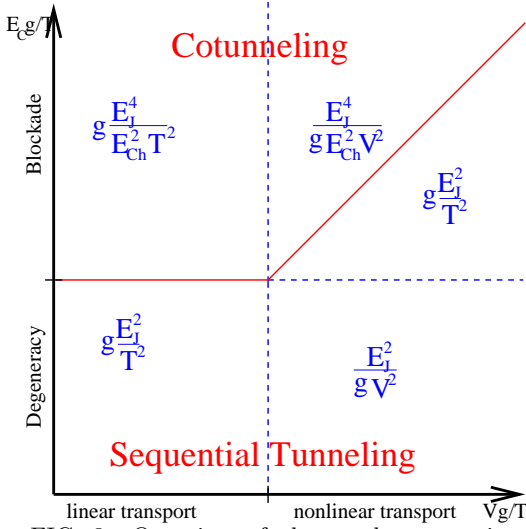


FIG. 3. Overview of the conductances in the different transport regimes

tunneling describes the coherent transfer of two Cooper pairs, such that the system only virtually occupies the forbidden high energy state. The most relevant term can be treated similarly to the lowest order [13] (for $\delta E_{\text{ch}} \gg T/g$) leads to the cotunneling rate

$$\Gamma_{CT} = \frac{E_J^4}{2\pi\delta E_{\text{ch}}^2 T} \text{Re} \left[e^{-4i\pi/g} B \left(-i\frac{V}{2\pi T} + \frac{4}{g}, 1 - \frac{8}{g} \right) \right].$$

Hence qualitatively the cotunneling depends on the external parameters g, V and T in the same way as the sequential tunneling rate did. This emphasizes that it is really the dynamics of the environment which govern the transport properties of the system.

In particular we find in linear response that the cotunneling rate grows linearly with voltage but drops with increasing environment conductance, $\Gamma_{CT} \propto VT/g$, while in the nonlinear regime it scales as g/T^2 . Compared to the sequential tunneling, the cotunneling conductance is suppressed by a factor $\propto E_J^2/(\delta E_{\text{ch}})^2$. We point out that this factor depends on the gate voltage and therefore also determines the shape of the valleys. If T and V are much smaller than E_J , the cotunneling contribution dominates everywhere but in the close vicinity of the peaks.

Our results also allow to determine the peak width in units of the gate charge $\delta n_G = C_G V_G$ within linear response. In the experimentally relevant regime, we find $\delta n_G \propto \max(1/\sqrt{g}, T/E_{\text{ch}})$. Hence, the peak width depends strongly on the environment conductance and only weakly on temperature. This is consistent with our numerical results, Fig. 2. The conductances in the different transport regimes are summarized in Fig. 3.

So far we have assumed the bilayer formed from the large superconducting leads and the 2DEG can be described as a capacitor. If it is a spatially extended object, the possibility of charges moving within the bilayer and thereby dissipating should be taken into account. We can

do this by modeling the leads as RC-transmission lines rather than the C_L -capacitors in Fig. 1.

These lines have an impedance $Z_{RC}(\omega) = \sqrt{R_{2DEG}/i\omega C}$, where C is the capacitance per square of the bilayer. As a result, the low-frequency impedance Eq. (1) changes drastically. At high frequencies, $\omega > \omega_C = 1/(R_{2DEG}C_0)$, it is still ohmic whereas at $\omega < \omega_C$ it is dominated by the transmission line and diverges as $\text{Re}Z_{RC} = \sqrt{R_{2DEG}/2\omega C}$. Therefore, below a threshold temperature $T = \hbar\omega_C$, the external fluctuations and hence the system properties will be dominated by Z_{RC} . Unfortunately, our previous method of finding $K(t)$ and $P(E)$ by the residue calculus no longer works here, because Z_{RC} cannot be analytically continued into the complex plane and we have to restrict ourselves to discussing the main limiting cases.

At $T = 0$, it has already been found [8,14] that

$$K(t) = -2\sqrt{\frac{R\pi|t|}{C}}(1 - i\text{sign}(t))$$

$$P(E) = \sqrt{\frac{eE_{\text{ch,RC}}}{g\pi E^3}} \exp(-E_{\text{ch,RC}}/gE)$$

where $E_{\text{ch,RC}} = e^2/2C_{\text{RC}}$. This result again diverges as $E \rightarrow 0$, but now with a different power law and as $g^{-1/2}$. At $T \gtrsim \omega_C$, we can approximate $\coth(\omega/2T)$ by $2T/\omega$ and find

$$K(t) = -2\sqrt{\frac{\pi}{gC}}|t|(4|t|T - i\text{sign}(t))$$

which is for long times $E \ll T$ is dominated by the $|t|^{3/2}$ term. We find in this limit that

$$P(0) = \frac{\Gamma(2/3)}{3} \left(\frac{g}{\pi T^2 E_{\text{ch,RC}}} \right)^{1/3}$$

and within linear response, the detailed balance condition again gives us $P(E) = P(0)(1 + E/T)$ for $E \ll \omega_C$. Hence, the conductance again diverges and scales as $g^{1/3}$.

We therefore conclude that the results describe above qualitatively hold also when the distributed RC-line character of the leads becomes important, however, the power-law exponents will be different.

If the system is driven into the normal state, the dynamics is dissipative from the very beginning. However, the Coulomb blockade is still strongly influenced by the environment. We can use an analogous formalism replacing $g = R_K/R$ in order to account for the fact that the entities of charge are now electrons rather than Cooper pairs. The tunneling rate [8] reads

$$\Gamma_L(\delta E_{\text{ch}}) = \frac{1}{R} \int_{-\infty}^{\infty} \frac{EdE}{1 - e^{-E/T}} P(\delta E_{\text{ch}} - E), \quad (9)$$

and we find in this case

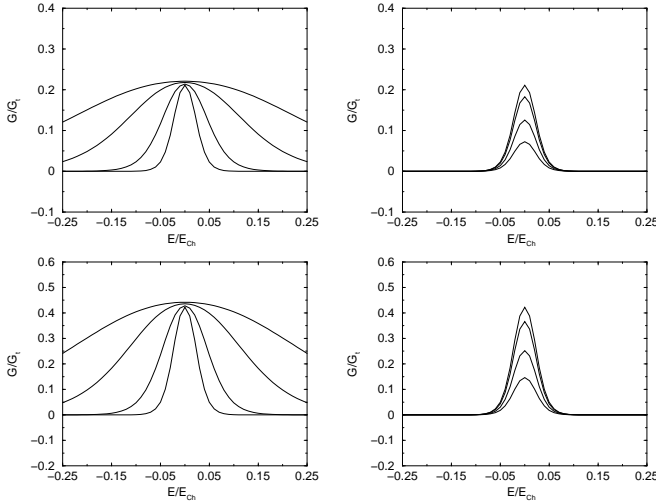


FIG. 4. Conductance peaks in lowest order of perturbation theory for the normal state. Parameters are as in Fig. 2

$$\Gamma_L(\delta E_{ch}) = -\frac{2T}{R} e^{-2\gamma/g} (2\pi TRC_t)^{2/g} \times \\ \times \text{Re} \left[e^{-i\pi/g} B \left(1 + \frac{1}{g} - i \frac{\delta E_{ch}}{2\pi T}, -1 - \frac{2}{g} \right) \right]$$

which again depends on ϵ as a key parameter.

For $\epsilon \ll 1$, we find

$$\Gamma_L(\delta E_{ch}) = T e^{-2\gamma/g} (2\pi TRC)^{2/g} B \left(1 + \frac{1}{g}, 1 + \frac{1}{g} \right) \times \\ \times \left(1 + \frac{\delta E_{ch}}{T} \right)$$

which reduces to $\Gamma_L = (T/R_t)(1 + \delta E_{ch}/T)$ for $g \rightarrow \infty$. Hence we end up with a peak height independent of temperature and bath conductance.

For $\epsilon \gg 1$, the rate again displays a Coulomb blockade

$$\Gamma(\delta E_{ch}) = \theta(\delta E_{ch}) \frac{\delta E_{ch} g}{\pi R_t \Gamma(2 + 2/g)} e^{-2\gamma/g} (\delta E_{ch} RC_t)^{2/g}$$

so that $\Gamma \propto \theta(E)E/R_t$ at high g which again does not depend on T or g .

The change of the power-laws can be understood by the additional phase space factor $\propto E^2/T^2$ in the normal state. The resulting independence of the environment is caused by the fact that the system is dissipative by itself and the external dissipation is weak at large g . Our numerical results in Fig. 4 very weak dependence on the environment, as compared to the superconducting case. Moreover, the novel $\epsilon \ll 1$ regime discussed for the superconducting case is only relevant for a small fraction of size $1/g$ of the available energy window.

In conclusion, we showed how the tunable environment renders charge transport in a superconducting single charge transistor dissipative. It turned out that the characteristics of the system show a multitude of qualitatively different regimes which depend very sensitively on

external parameters. We find that the system conductance is proportional to the environment conductance g in the linear regime but proportional to $1/g$ in the non-linear regime. We compared a quasi-ohmic environment with the case of a transmission line and found quantitative differences. We also showed that the sensitivity on the environment is much weaker if the transistor is driven into the normal state.

The experimental data [1] qualitatively confirm our predictions. The predicted crossover of the g -dependence of the conductance between g and $1/g$ has not been observed, however, an onset can be clearly identified.

Numerous stimulating discussions with J. Clarke, C. Kurdak, R. Therrien, J.B. Kycia, J. Chen, J. Siewert, G. Falci, J. König, and A.D. Zaikin, are acknowledged. This work was supported by the NSF-DMR 95-28535, by the DFG through SFB 195 and Graduiertenkolleg 284 and by the EU through TMR “Dynamics of nano-fabricated superconducting circuits”.

-
- [1] C. Kurdak, J.B. Kycia, J. Chen, R. Therrien and J. Clarke, private communication.
 - [2] A. Maassen v. d. Brink, G. Schön, and L.J. Geerligs, Phys. Rev. Lett. **67**, 3030 (1991); A. Maassen v. d. Brink, A.A. Odintsov, P.A. Bobbert, and G. Schön, Z. Phys. B **85**, 459 (1991).
 - [3] D.B. Haviland, Y. Harada, P. Delsing, C.D. Chen, and T. Claeson, Phys. Rev. Lett. **73**, 1541 (1994).
 - [4] K.A. Matveev, M. Gisselält, L.I. Glazman, M. Jonson, and R.I. Shekter, Phys. Rev. Lett. **70**, 2940 (1993).
 - [5] P. Joyez, P. Lafarge, A. Filipe, D. Esteve, and M.H. Devoret, Phys. Rev. Lett. **72**, 2458 (1994).
 - [6] H. Grabert, G.-L. Ingold, and B. Paul, Europhys. Lett. **44**, 360 (1999).
 - [7] K.H. Wagenblast, A. van Otterlo, G. Schön and G.T. Zimányi, Phys. Rev. Lett. **79**, 2730 (1997).
 - [8] *Quantum Transport and Dissipation*, T. Dittrich, P. Hängi, G.-L. Ingold, B. Kramer, G. Schön, W. Zwerger, Wiley-VCH Publ. (1998); Chapter 3, p. 149-212 and references therein.
 - [9] L.S. Kuzmin, Yu.V. Nazarov, D.B. Haviland, P. Delsing, and T. Claeson, Phys. Rev. Lett. **67**, 1161 (1991).
 - [10] A.O. Caldeira and A.J. Leggett, Ann. Phys. (NY) **149**, 374 (1983).
 - [11] D.V. Averin, Yu.V. Nazarov, and A.A. Odintsov, Physica B **165&166**, 945 (1990).
 - [12] M.H. Devoret, D. Esteve, H. Grabert, G.L. Ingold and H. Pothier, Phys. Rev. Lett. **64**, 1824 (1990).
 - [13] A.A. Odintsov, V. Bubanja, and G. Schön, Phys. Rev. B **46**, 6875 (1992).
 - [14] G. Ingold and Yu. V. Nazarov in *Single Charge Tunneling*, NATO ASI Series, Vol. B 294, edited by H. Grabert and M. H. Devoret (Plenum Press, New York, 1992).