

Environmental effects on the reversal of spins 1/2 in big-molecules : an example of a non-adiabatic Landau-Zener model

I. Chiorescu^a, W. Wernsdorfer^a, A. Müller^b, H. Bögge^b and B. Barbara^a.

^a *Laboratoire de Magnétisme Louis Néel, CNRS, BP 166, 38042-Grenoble, France.*

^b *Fakültat für Chemie, Universität Bielefeld, D-33501 Bielefeld, Germany.*

(May 19, 2019)

Abstract

Low spin magnetic molecules are characterized by small energy barriers against spin rotation and relatively large tunnel splittings. Time resolved magnetization measurements have been performed on a spin 1/2 molecular complex, so called V₁₅. Despite the absence of a barrier, magnetic hysteresis is observed over a timescale of several seconds. A detailed analysis in terms of a non-adiabatic Landau-Zener model is given, in which fluctuations and tunnel splittings are of same energy. The spin-phonon coupling (with bottle-neck) leads to long relaxation times and to a particular "butterfly" hysteresis loop.

PACS numbers: 75.50.Xx, 75.45.+j, 71.70.-d

The recent evidence for quantum tunneling of the magnetization in big molecules with large spin ($S = 10$) [1] allows a link to be made between mesoscopic physics and magnetism [2]. In these systems, energy barriers are high and tunnel splittings between symmetric and antisymmetric quantum states are exponentially small ($10^{-7} - 10^{-11}$ K). As a consequence, quantum relaxation is slow and only related to the spin baths [3,18]. Resonant phonon transitions are irrelevant, unless between states at different energies [5] or in the presence of a transverse field large enough to create a tunnel splitting of the order of the temperature energy scale [6]. In this letter we show that in low-spin molecules, phonon transitions play a major role at the zero-field resonance. For this we take the example of the molecular complex $\text{K}_6[\text{V}_{15}^{\text{IV}}\text{As}_6\text{O}_{42}(\text{H}_2\text{O})]\cdot 8\text{H}_2\text{O}$ (so-called V_{15}) [7]. Each molecule contains fifteen V^{IV} ions of spin $S = 1/2$, placed in a quasi-spherical layered structure formed of a triangle, sandwiched by two hexagons. The symmetry is trigonal (space group $R\bar{3}c$, $a = 14.029$ Å, $\alpha = 79.26^\circ$, $V = 2632$ Å³). The unit-cell contains two V_{15} clusters and it is large enough that dipolar interactions between different molecules are negligible (a few mK). All intra-molecular exchange interactions being antiferromagnetic, the total spin of this molecule is $S = 1/2$. Such a small spin leads to vanishingly small energy barrier and relatively large splitting in zero-field ($\sim 10^{-2}$ K). Resonant spin-phonon transitions between the symmetric and antisymmetric states at resonance are then possible in sub-Kelvin experiments, contrary to the case of big molecules in zero field, where these states are much too close. Spin rotation in V_{15} may be viewed as an experimental realization of a the theoretical problem of a 2-level system with dissipation [8]. Although spin entanglement results in 2^{15} eigenstates per molecule, the magnetization curves will be interpreted in terms of a 2-level model, and more precisely of the Landau-Zener model [9,10].

Time-resolved magnetization measurements were performed on a micro-SQUID magnetometer (50 – 400 mK, 0 – 0.7 T/s) [11] on a single crystal of the V_{15} complex. In order to maximize thermal contact with the bath, we choose a silver sample holder and a small crystal (~ 50 μm). As an example we give a few hysteresis loops in Fig. 1a and Fig. 2a (only the positive parts are represented, the other ones being rigorously symmetrical). When the field increases, coming from the negative saturation, the magnetization curve passes through the origin of the coordinates, reaches a plateau and then approaches saturation. This leads to a winged hysteresis loop characterized by the absence of irreversibility near zero field. Nevertheless, the initial susceptibilities being larger the faster sweeping field, the magnetization is out of equilibrium also near zero field where it appears to be reversible. The wings depend sensitively on temperature and sweeping field rate. In Fig. 1a, where three hysteresis loops are presented at three different temperatures for a given sweeping rate, the plateau is higher and more pronounced at low temperature. The same tendency is observed at a given temperature and faster sweeping rate (Fig. 2a). At each temperature, the equilibrium curve can be approximated by the median of the two branches of a low sweeping rate hysteresis loop (in Fig. 2a, $r = dB_0/dt = 4.4$ mT/s). When compared to its equilibrium limit, each magnetization curve shows a striking feature: the plateau intersects the equilibrium curve and the magnetization becomes smaller than at equilibrium. Equilibrium is then reached in higher fields near saturation.

In order to interpret this magnetic behavior of the V_{15} molecules, we will analyse how the level occupation numbers vary in this two level system (see Fig. 2b inset) when sweeping an external field. In the adiabatic (bare) Landau-Zener model the probability for the

$|1/2, -1/2\rangle \leftrightarrow |1/2, 1/2\rangle$ transition is $P = 1 - \exp(-\pi\Delta_0^2/4\hbar\mu_B r)$. Taking the typical value $r = 0.1$ T/s and the zero-field splitting $\Delta_0 \cong 0.05$ K [12–15], one gets a ground state switching probability very close to unity: the spin occupancy of the two level system is not modified when the field is reversed. In such an adiabatic Landau-Zener transition, the plateaus of Fig. 2 should decrease if the sweeping rate increases, which is contrary to the experiments. Not surprisingly the $S = 1/2$ spin system is not isolated: Landau-Zener transitions are non-adiabatic due to spin couplings to the environment. The mark of the V_{15} system is that this coupling is acting also near zero-field because $\hbar\omega \approx \Delta_0$ is of the order of the bath temperature. The spin temperature T_S is such that $n_1/n_2 = \exp(\Delta_H/k_B T_S)$, where Δ_H is the two levels field-dependent separation, and $n_{1,2}(n_{1,2eq})$ the out of equilibrium (equilibrium) level occupation numbers. In the magnetization curves at 0.1 K (Fig. 1,2a), the spin temperature is significantly lower than the bath temperature T ($n_1 > n_{1eq}$, $T_S < T$) between -0.3 T (when the magnetization curve departs from the equilibrium one) and 0.15 T (the field at which the magnetization curve intersects the equilibrium one). After this intercept T_S is larger than the bath temperature ($n_1 < n_{1eq}$, $T_S > T$), and at sufficiently high fields (about 0.5 T) it reaches the equilibrium value ($n_1 = n_{1eq}$, $T_S = T$). Note that the magnetization curves measured between -0.7 T and 0.02 T at fast sweeping rates (0.07 and 0.14 T/s) are nearly the same, suggesting weak exchange with the bath, i.e. nearly adiabatic demagnetization. In the limit of adiabatic demagnetization, $n_1/n_2 \approx cst.$ and when the applied field switches from $B = -0.3$ T to 0 T, the spin temperature T_{S0} and the zero-field splitting Δ_0 is given by $T/T_{S0} = \Delta_H/\Delta_0 = \sqrt{1 + (2\mu_B B/\Delta_0)^2} = \chi/\chi_{eq}$ where χ and χ_{eq} are the measured initial susceptibilities at high and very low sweeping rates. Taking $T = 0.1$ K, $\chi/\chi_{eq} \approx 2.8$ (Fig. 2a), we get $T_{S0} \approx 35$ mK and $\Delta_0 \approx 150$ mK. This value of 150 mK overestimates the splitting because in the reality the spins are not isolated, therefore the demagnetization is not fully adiabatic, reducing the ratio χ/χ_{eq} .

In a direct process, the spins at the temperature T_S should relax to the phonons temperature within a timescale τ_1 , the phonons being at the bath temperature. However, as we will show below, the silver sample holder is not sufficient to maintain the phonon temperature equal to the temperature of the bath. This is because in V_{15} below 0.5 K, the heat capacity of the phonons C_{ph} is very much smaller than that of the spins C_S , so that the energy exchanged between spins and phonons will very rapidly adjust the phonons temperature T_{ph} to the spin one T_S . Furthermore, the energy is transferred from the spins only to those phonon modes with $\hbar\omega = \Delta_H$ (within the resonance line width). The number of such lattice modes being much smaller than the number of spins, energy transfer between the phonons and the sample holder must be very difficult, a phenomenon known as the phonon bottleneck [16]. Following [17], the number of phonons per molecule available for such resonant transitions is $n_T = \int_{\Delta\omega} \sigma(\omega)d\omega / (\exp(\hbar\omega/kT) - 1)$, where $\sigma(\omega)d\omega = 3V\omega^2 d\omega / (2\pi^2 v^3) =$ number of phonon modes between ω and $\omega + d\omega$ per molecule of volume V , v is the phonon velocity and $\Delta\omega$ is the transition linewidth due to fast hyperfine field fluctuations (they broaden both energy levels). Taking the typical values $v \approx 3000$ m/s, $T \approx 10^{-1}$ K and $\Delta\omega \approx T_2^{-1} \approx 50$ MHz [18] we find n_T of the order of $\approx 10^{-6}$ to 10^{-8} phonons/molecule. Such a small number of phonons is very rapidly absorbed, burning a hole of width $\Delta\omega$ in the spin-phonon density of states at the energy $\hbar\omega = \Delta_H$ [16]. If this spin-phonon density of states does not equilibrate fast enough, the hole must persist and move with the sweeping field, leading to a phonon bottleneck.

Now this description will be made quantitative. For a given splitting Δ_H , the time evolution of the two levels populations $n_{1,2}$ and of the phonon numbers $n_{T_{ph}}$ at T_{ph} obeys the set of two differential equations [17]: (i) $-\dot{n}_1 = \dot{n}_2 = P_{12}n_1 - P_{21}n_2$ and (ii) $\dot{n}_{T_{ph}} = -(n_{T_{ph}} - n_T)/\tau_{ph} - P_{12}n_1 + P_{21}n_2$, where $P_{12,21}$ are the transition probabilities between the two levels and $\tau_{ph} \approx L/2v$ is the phonon-bath relaxation time (L is the sample size). Using the notations $x = (n_1 - n_2)/(n_{1eq} - n_{2eq})$, $y = (n_{T_{ph}} - n_T)/(n_T + n/2)$ with $n = \int_{\Delta\omega} \sigma(\omega)d\omega$ we get: (i) $-\dot{x} = (1 - x - xy)/\tau_1$ and (ii) $\dot{y} = -y/\tau_{ph} + b\dot{x}$, where $b = C_S/C_{ph}$ and $1/\tau_1 = P_{12} + P_{21}$ the direct spin-phonon relaxation time. By solving numerically this system for typical values, e.g. $\tau_1 = 10^{-2}$ s, $\tau_{ph} < 10^{-6}$ s, $b > 10^5$, we can see that $T_{ph} \rightarrow T_S \neq T$ (phonon bottleneck) very rapidly, as expected. This leads to $y = 1/x - 1$ and the second equation of the differential system becomes $\dot{x} = (x - x^2)/(1 + bx^2)/\tau_{ph}$. In the limit $b \gg 1$ (in our case $b \approx 10^8 - 10^{10}$) this equation has the solution:

$$-t/b\tau_{ph} = x - x_0 + \ln((x - 1)/(x_0 - 1)), \quad (0.1)$$

where $x_0 = x(t = 0)$ and $b\tau_{ph}$ is the spin-phonon relaxation time ($T_{ph} = T_S \rightarrow T$). When the system is not far from equilibrium ($x \sim 1$), we get an exponential decay of the magnetization, with the same time constant $\tau_H = b\tau_{ph}$. For a spin 1/2 system [17]:

$$\tau_H = A \frac{\tanh^2(\Delta_H/2k_B T)}{\Delta_H^2}, \quad (0.2)$$

with $A = 2\pi^2 \hbar^2 v^3 N \tau_{ph} / 3\Delta\omega$ (N the molecule density).

The dynamical magnetization curves calculated in this model are given Fig. 1b and Fig. 2b. We started from equilibrium ($x_0 = 1$) in large negative fields. Then we let the system relax for a very short time δt and we calculated $x(\delta t)$ using Eq. 0.1. This value was taken as the initial value for the next field (the field step is $r\delta t$). The parameters have been chosen to mimic the measured curves of Fig. 1a and Fig. 2a [19]. The obtained similarity supports the possibility of the phonon bottleneck effect at the timescale of a few 0.1 s. In the Fig. 1b inset, we show the variation of the calculated spin-phonon temperature T_S for $T = 0.1$ K and $r = 0.14$ T/s. We can note a linear variation in the plateau region (small positive fields, $n_1/n_2 \approx cst.$), after a cooling in negative fields. The slope of this quasi-adiabatic linear region (and thus the plateau position) varies with the bath temperature and sweeping rate, because it is closely related to the position of the maximum of phonon density of states at $\hbar\omega \approx k_B T_{ph}$. When $T_{ph} = T_S$ and Δ_H decrease, numerical calculations using a Debye form of the phonon distribution $\sigma(\omega)/(\exp(\hbar\omega/k_B T) - 1)$, show that this maximum moves to lower energies. Near zero-field, the phonon density at $\hbar\omega \gtrsim \Delta_0$ is increased, the phonon hole disappears and n_1/n_2 increases as well. At larger fields, in the plateau region, $n_1/n_2 \approx cst.$ at timescales shorter than $\tau_H = b\tau_{ph}$ (Eq. 0.2), even after the plateau crosses the equilibrium curve. Equilibrium is reached when τ_H becomes small enough.

Furthermore, we measured the relaxation of the magnetization of our crystal at different fields and temperatures, along the plateau region. The relaxation curves compared well to exponential decay and the obtained relaxation times are presented in Fig. 3a. The comparison with those calculated (Fig. 3b) is acceptable. But we noted that a direct fit to Eq. 0.1 would necessitate larger values for A and Δ_0 ($\approx 0.4 - 0.6$ sK² and $\approx 0.2 - 0.3$ K).

In conclusion, this dynamical study of a single crystal of non-interacting V_{15} molecules with spin 1/2 is an example of a non-adiabatic Landau-Zener model [8–10]. Due to relatively

large splitting Δ_0 at the $S = 1/2$ anticrossing in V_{15} molecules (i) the probability for ground-state adiabatic transitions is nearly equal to one and (ii) the spin system absorbs phonons during the Landau-Zener transition. A direct resonant spin-phonon process with a phonon bottleneck connects the spin system to the heat bath, with relatively large relaxation times. The magnetization curve is delayed and a plateau is observed, which is characteristic of the dissipation effects on this two-level system.

ACKNOWLEDGMENTS

We are very pleased to thank P.C.E. Stamp, S. Myashita, I. Tupitsyn, A. K. Zvezdin, H. De Raedt for useful discussions and E. Krickemeyer, P. Kögerler, D. Mailly, C. Paulsen and J. Voiron for on-going collaborations.

corresponding author: ichiores@polycnrs-gre.fr

REFERENCES

- [1] L. Thomas, F. Lioni, R. Ballou, D. Gatteschi, R. Sessoli, B. Barbara, *Nature*, **383**, **145**, (1996). J. R. Friedman, M. P. Sarachik, J. Tejada, R. Ziolo, *Phys. Rev. Lett.*, **76**, 3830, (1996). For a recent review see: B. Barbara, L. Thomas, F. Lioni, I. Chiorescu, A. Sulpice, *J. Magn. Magn. Mat.*, **200**, (1999), to appear.
- [2] see e.g. B. Barbara and L. Gunther, *Physics World*, **12**, 35, (1999).
- [3] *Quantum Tunneling of Magnetization – QTM '94*, NATO ASI, edited by L. Gunther & B. Barbara, Series E **301**, (Kluwer Publishing, 1995): A. Garg, 273 and N. V. Prokof'ev, P.C.E. Stamp, 347.
- [4] N. V. Prokof'ev and P.C.E. Stamp, *Phys. Rev. Lett.*, **80**, 5794, (1998). *Tunneling in Complex Systems*, Proc. Inst. for Nuclear Theory, vol.5, edited by S. Tomsovic, (World Scientific, 1998): P.C.E. Stamp, 101-197. G. Rose and P.C.E. Stamp, cond-mat/9810350.
- [5] F. Hartmann-Boutron, P. Politi and J. Villain, *Int. J. Mod. Phys. B*, **10**, 2577, (1996); M. Leuenberger, D. Loss, *EuroPhys. Letters*, **46**, 5, 692, (1999).
- [6] G. Belessa, N. Vernier, B. Barbara, D. Gatteschi, *Phys. Rev. Lett.*, **83**, 2, 416, (1999).
- [7] A. Müller, J. Döring, *Angew. Chem. Int. Ed. Engl.*, **27**, 1721, (1991). D. Gatteschi, L. Pardi, A. L. Barra, A. Müller, *Molecular Engineering*, **3**, 157-169, (1993). D. Gatteschi, L. Pardi, A. L. Barra, A. Müller, J. Döring, *Nature*, **354**, 465, (1991).
- [8] A. J. Leggett, S. Chakravarty, A. T. Dorsey, M. P. A. Fisher, A. Garg, W. Zwerger, *Rev. Mod. Phys.* **59**, 1, (1987). M. Grifoni, Peter Hänggi, *Phys.Rep.*, **304**, 5-6, (oct. 1998).
- [9] C. Zener, *Proc. R. Soc. London, Ser. A* **137**, 696, (1932). L.D. Landau, E.M. Lifshitz, *Quantum Mechanics*, MIR, Moscow, 1966.
- [10] H. De Raedt, S. Miyashita, K. Saito, D. Garcia-Pablos, N. Garcia, *Phys. Rev. B*, **56**, 18, 11761, (1997). S. Miyashita, *J. Phys. Soc. Jpn.*, **64**, 3207-3214, (1995). Y. Kayanuma, H. Nakayama, *Phys. Rev. B*, **57** (20), 13099, (1998).
- [11] W. Wernsdorfer, E. Bonet Orozco, K. Hasselbach, A. Benoit, D. Mailly, O. Kubo, H. Nakano and B. Barbara, *Phys. Rev. Lett.*, **79**, 4014, (1997).
- [12] For an isolated spin $1/2$, $\Delta_0 = 0$, but different couplings could generate a splitting, such as the hyperfine one $A\vec{I} \cdot \vec{S}$, $I = 7/2$, $S = 1/2$, $A \approx 10$ mK, $\Delta_0 \approx 10$ mK [15]. Also, the molecule symmetry allows the Dzyaloshinsky-Moriya interactions that can generate Δ_0 as large as 0.1 K [13]. A value $\Delta_0 \approx 50$ mK is strongly supported by the experiment-to-model comparison in Figs. 1 and 2.
- [13] M. I. Katsnelson, V. V. Dobrovitski, B. N. Harmon, cond-mat/9807176, July (1998). V. V. Dobrovitski, A. K. Zvezdin, private communication.
- [14] B. Barbara, L. Thomas, F. Lioni, A. Sulpice, A. Caneschi, *J. Magn. Magn. Mat.*, **177-181**, 1324, (1998).
- [15] G. C. Carter, L. H. Bennett, D. J. Kahan, *Metallic Shifts in NMR*, *Progr. in Mat. Sc.*, **20**, part I, 364, Pergamon Press Ltd., (1977).
- [16] J. H. Van Vleck, *Phys. Rev.*, **59**, 724, (1941). K. W. H. Stevens, *Rep. Prog. Phys.*, **30**, 189, (1967).
- [17] A. Abragam, B. Bleaney, *Electronic Paramagnetic Resonance of Ions*, Clarendon Press – Oxford, chap. 10, (1970).

- [18] The fast hyperfine fluctuations are characterized by the transvers nuclear relaxation time T_2 associated with the dipolar internuclear interactions ($\approx 10 - 100$ MHz) [4].
- [19] $A = 0.15 \text{ sK}^2$ ($2.9 \cdot 10^{-47} \text{ sJ}^2$), $A \approx 10 \text{ mK}$. Taking $L \sim 30 - 50 \text{ } \mu\text{m}$, $N \sim 10^{26} \text{ m}^{-3}$, $\Delta\omega \sim 0.5 \cdot 10^8 \text{ s}^{-1}$, one gets a phonon velocity $v \approx 2800 - 3600 \text{ m/s}$ which is quite a reasonable value.

FIGURES

FIG. 1. Measured (**a**–*top*) and calculated (**b**–*bottom*) hysteresis loops for three temperatures and for a given field sweeping rate 0.14 T/s. The plateau is more pronounced at low T. In the inset is plotted the spin and phonon temperature $T_S = T_{ph}$ for $T = 0.1$ K and $r = 0.14$ T/s, when the field is swept from negative values. T_S and T_{ph} decrease until zero-field and then increases linearly within the plateau region. Then they overpass the bath temperature to finally reach the equilibrium.

FIG. 2. Measured (**a**–*top*) and calculated (**b**–*bottom*) hysteresis loops for three field sweeping rates at $T = 0.1$ K. The observed plateau is more pronounced at high sweeping rate. The inset is a schematic representation of a two-level system $S_Z = \pm 1/2$ with repulsion due to non-diagonal matrix elements. In a swept field the switching probability P is given by the Landau-Zener formulae (see text).

FIG. 3. The relaxation times τ_H , measured (**a**–*top*) and calculated (**b**–*bottom*, same parameters as in Fig. 1, 2b).

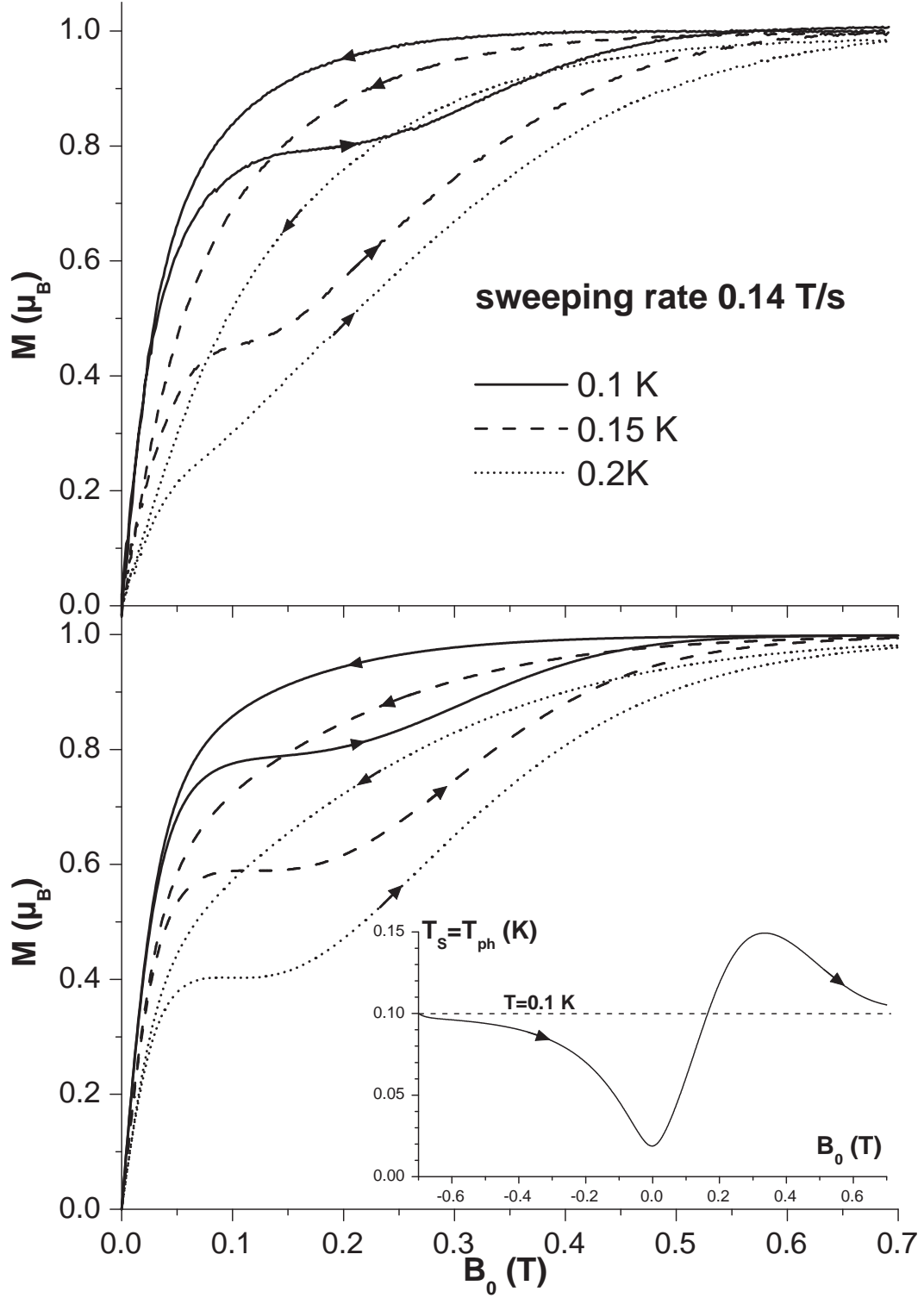


Fig. 1. I. Chiorescu, W. Wernsdorfer, A. Müller, H. Bögge and B. Barbara, *Environmental effects on the reversal of spins 1/2 in big-molecules : an example of non-adiabatic Landau-Zener model*, submitted to *Phys. Rev. Lett.*

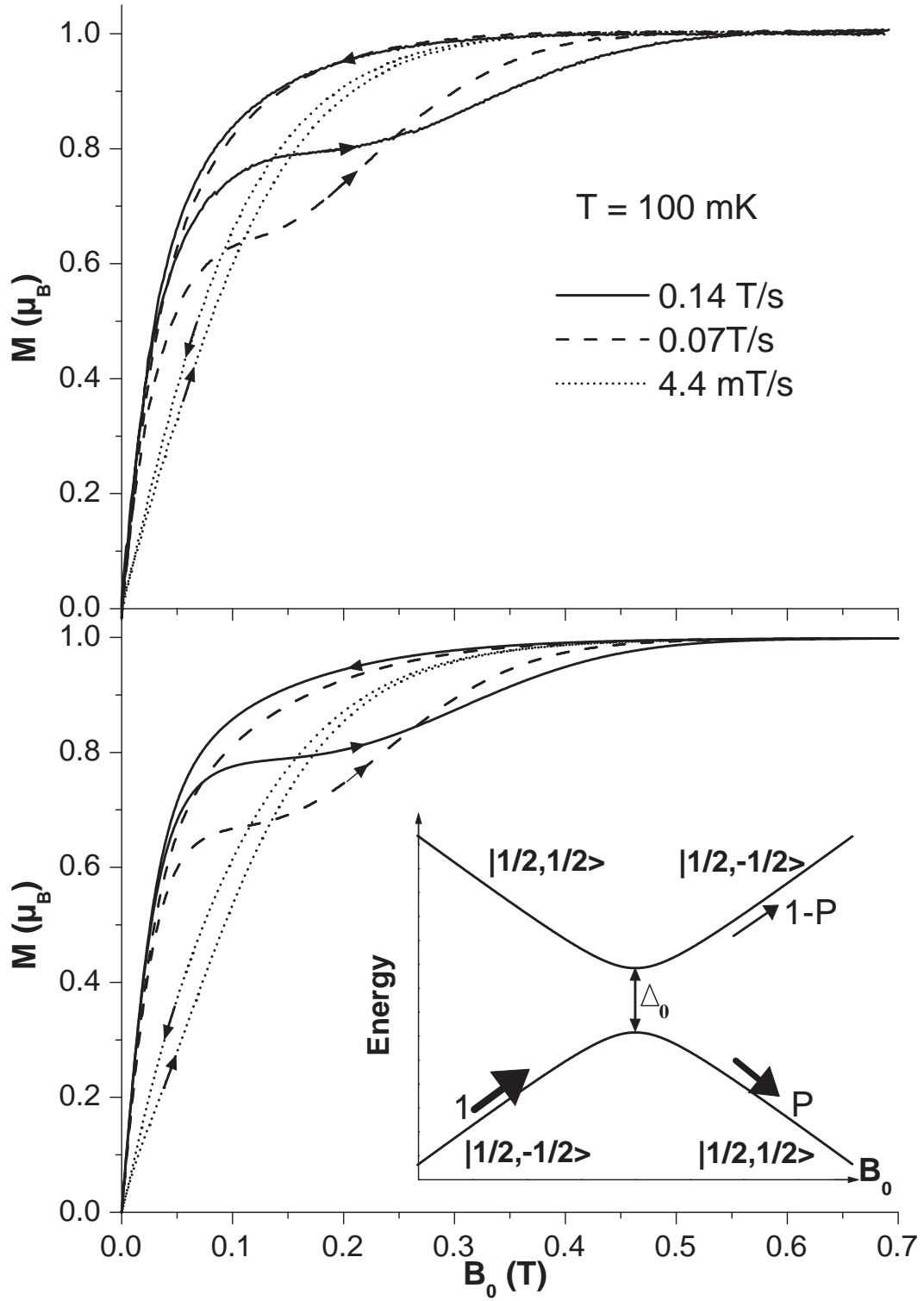


Fig. 2. I. Chiorescu, W. Wernsdorfer, A. Müller, H. Bögge and B. Barbara, *Environmental effects on the reversal of spins 1/2 in big-molecules : an example of non-adiabatic Landau-Zener model*, submitted to *Phys. Rev. Lett.*

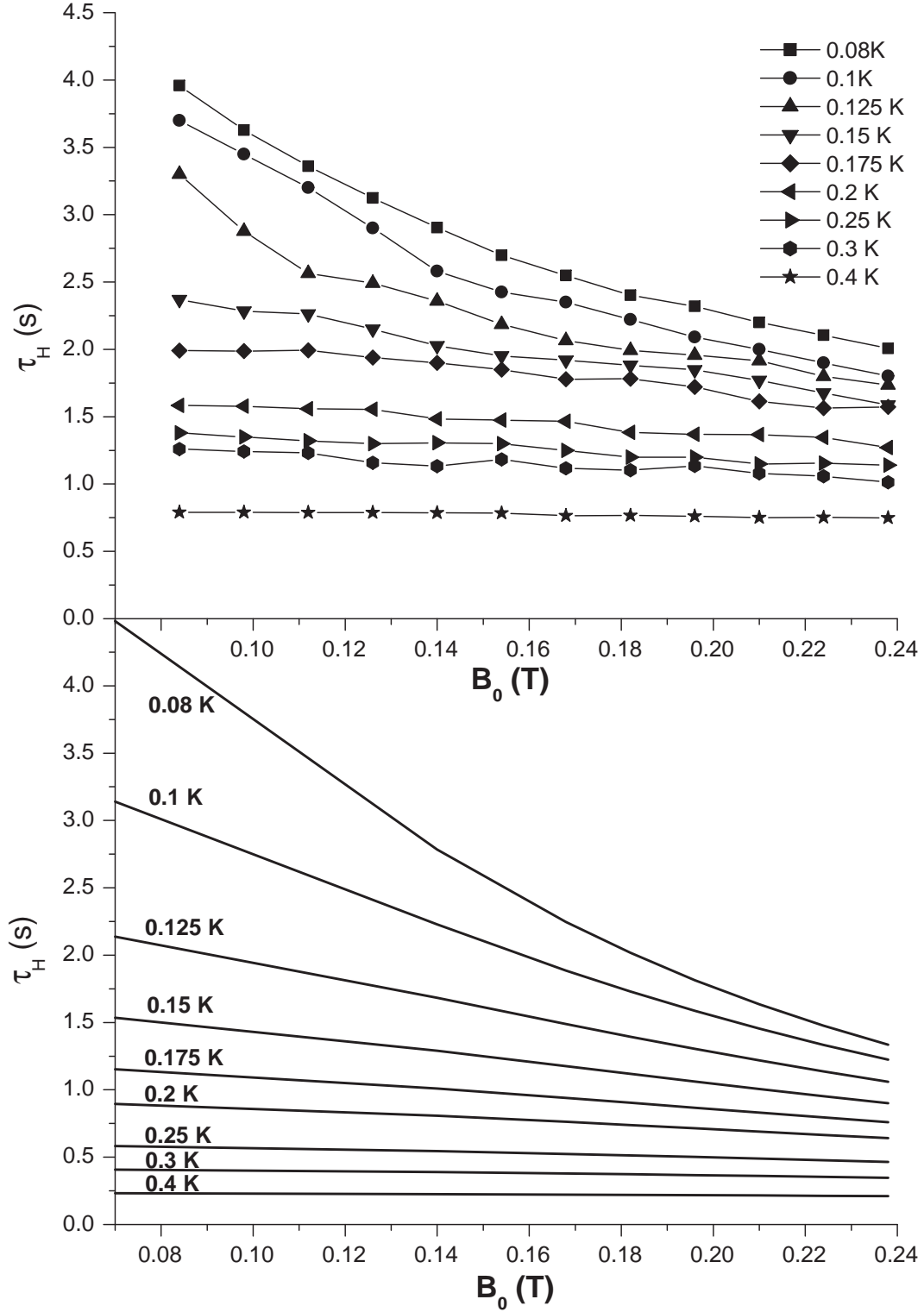


Fig. 3. I. Chiorescu, W. Wernsdorfer, A. Müller, H. Bögge and B. Barbara, *Environmental effects on the reversal of spins 1/2 in big-molecules : an example of non-adiabatic Landau-Zener model*, submitted to *Phys. Rev. Lett.*