

# Anomalous magneto-oscillations in two-dimensional systems

R. Winkler

*Institut für Technische Physik III, Universität Erlangen-Nürnberg, Staudtstr. 7, D-91058 Erlangen, Germany*

S. J. Papadakis, E. P. De Poortere, and M. Shayegan\*

*Department of Electrical Engineering, Princeton University, Princeton, New Jersey 08544*

(September 14, 1999)

The frequencies of Shubnikov-de Haas oscillations have long been used to measure the population of subbands in two-dimensional systems. We report self-consistent numerical calculations and experimental results which indicate that in the presence of zero-magnetic-field spin splitting due to inversion asymmetry, these oscillations are not simply related to the zero-magnetic-field spin-subband densities.

71.18.+y, 73.20.Dx, 03.65.Sq, 71.70.Ej

Spin degeneracy of the electron states in a solid is the combined effect of inversion symmetry in space and time. Both symmetry operations change the wave vector  $\mathbf{k}$  into  $-\mathbf{k}$ , but time inversion also flips the spin so that combining both we have a two-fold degeneracy of the single particle energies,  $\mathcal{E}_+(\mathbf{k}) = \mathcal{E}_-(\mathbf{k})$  (Ref. [1]). When the potential through which the carriers move is inversion asymmetric however, the spin-orbit interaction removes the spin degeneracy even in the absence of an external magnetic field  $B$ . This  $B = 0$  spin splitting is the subject of considerable interest because it concerns details of energy band structure that are important in both fundamental research and electronic device applications ([2–13] and references therein).

The spin splitting of the single particle energies yields two spin subbands with different populations  $N_{\pm}$ . The frequencies  $f_{\pm}^{\text{SdH}}$  of longitudinal magnetoresistance oscillations in small magnetic fields perpendicular to the plane of the system, known as Shubnikov-de Haas (SdH) oscillations, have often been used [2–8] to measure the  $B = 0$  spin-subband densities  $N_{\pm}$  following

$$N_{\pm} = \frac{e}{h} f_{\pm}^{\text{SdH}}. \quad (1)$$

Here  $e$  is the electron charge and  $h$  is Planck's constant. Eq. (1) is based on a well-known semiclassical argument due to Onsager [14] which relates the cyclotron motion at  $B > 0$  with extremal cross sections of the Fermi surface at  $B = 0$ . In this paper, we test both experimentally and theoretically the validity of this procedure. We obtain good agreement between experimental and calculated SdH oscillations. On the other hand the calculated  $B = 0$  spin splitting differs substantially from the predictions of Eq. (1). We will show that this difference reflects the inapplicability of conventional Bohr-Sommerfeld quantization for systems with spin-orbit interaction.

The subject of our investigation are two-dimensional (2D) hole systems in GaAs quantum wells (QW's). We use GaAs because high quality samples can be grown

which allow the observation of many SdH oscillations, and because the band-structure parameters are well known [15,16] so that accurate numerical calculations can be performed. The crystal structure of GaAs is zinc blende, which is inversion asymmetric. Furthermore, a QW structure can be made asymmetric if an electric field  $E_{\perp}$  is applied perpendicular to the plane of the well. Therefore the  $B = 0$  spin splitting in these systems has a fixed part due to the bulk inversion asymmetry (BIA), and a tunable part due to the structure inversion asymmetry (SIA).

Figure 1 highlights the main findings of our paper. It shows the Fourier spectra of the calculated [Fig. 1(a)] and measured [Fig. 1(b)] SdH oscillations as well as the expected peak positions  $(h/e)N_{\pm}$  according to the calculated spin split densities  $N_{\pm}$  at  $B = 0$  [open circles in Fig. 1(a)] for a 2D hole system with a constant hole density  $N = N_+ + N_- = 3.3 \cdot 10^{11} \text{ cm}^{-2}$  but with varying  $E_{\perp}$ . Even around  $E_{\perp} = 0$  the open circles indicate a significant spin splitting  $\Delta N = N_+ - N_-$  due to BIA. The Fourier spectra in Figs. 1(a) and (b) are in good agreement with each other. However, they deviate substantially from the zero- $B$  spin splitting: for nearly all values of  $E_{\perp}$  the splitting  $(h/e)\Delta N$  is significantly larger than  $\Delta f = f_+^{\text{SdH}} - f_-^{\text{SdH}}$  and, unlike  $\Delta N$ , the difference  $\Delta f$  goes to zero for  $E_{\perp}$  near zero [17,18]. In the following we will show how one can understand these results. We will briefly describe some details of our calculations and experiments and then discuss the physical origin of when and why Eq. (1) fails.

Our calculations are based on the methods discussed in Refs. [19–21]. A multiband Hamiltonian is used to calculate hole states in the QW. It fully takes into account the spin splitting due to BIA and SIA. We use well-established band-structure parameters obtained from independent experiments for bulk material [15,16]. There are no adjustable parameters. The Poisson equation is solved self-consistently in order to obtain the Hartree potential. We obtain two spin-split branches of the energy

surface  $\mathcal{E}_{\pm}(\mathbf{k}_{\parallel})$  as a function of in-plane wave vector  $\mathbf{k}_{\parallel}$ . However we do not call these branches spin-up or spin-down because due to spin-orbit interaction we do not have spin eigenstates, and in different regions of  $\mathbf{k}_{\parallel}$  space the wave functions have different character with respect to the dominant spinor component. From  $\mathcal{E}_{\pm}(\mathbf{k}_{\parallel})$  we obtain the population  $N_{\pm}$  of these branches [20].

For the calculation of SdH oscillations we use the very same Hamiltonian discussed above so that the results for  $B = 0$  and  $B > 0$  are directly comparable. We introduce the magnetic field by replacing the in-plane wave-vector components with Landau raising and lowering operators in the usual way [21]. From the Landau fan chart, using a Gaussian broadening, we obtain the oscillatory density of states at the Fermi energy which is directly related to the electrical conductivity [22]. In order to match the experimental situation the Fourier spectra in Fig. 1(a) were calculated for  $B$  between 0.20 and 0.85 T ( $B^{-1}$  between 1.17 and 5.0 T $^{-1}$ ). We note that the positions of the peaks in the Fourier spectra in Fig. 1(a) depend only on the Landau fan chart as determined by the multiband Hamiltonian [23]. A single peak in the Fourier spectrum corresponds to the situation that at the Fermi energy the spacing between Zeeman-split Landau levels is a fraction  $\alpha$  of the spacing between Landau levels with adjacent Landau quantum numbers  $n$  and  $n + 1$ , with a constant  $\alpha$  independent of  $B$ .

For measurements, we used Si modulation doped GaAs QW's grown by molecular beam epitaxy on the (113)A surface of an undoped GaAs substrate. The well width of the sample in Fig. 1 is 200 Å. Photolithography is used to pattern Hall bars for resistivity measurements. The samples have metal front and back gates that control both the 2D hole density and  $E_{\perp}$ . Measurements are done in a dilution refrigerator at a temperature of 25 mK and in  $B$  up to 16 T. In order to vary  $E_{\perp}$  while maintaining constant density we first set the front gate ( $V_{fg}$ ) and back gate ( $V_{bg}$ ) biases and measure the resistivities as a function of  $B$ . Then, at small  $B$ ,  $V_{fg}$  is increased and the change in the hole density is measured.  $V_{bg}$  is then reduced to recover the original density. This procedure changes  $E_{\perp}$  while maintaining the same density to within 3%, and allows calculation of the change in  $E_{\perp}$  from the way the gates affect the density. These steps are repeated until we have probed the range of  $V_{fg}$  and  $V_{bg}$  that is accessible without causing gate leakage.

In Fig. 1(b) we show the Fourier spectra for the measured magnetoresistance oscillations. Keeping in mind that we may not expect a strict one-to-one correspondence between the oscillatory density of states at the Fermi energy [Fig. 1(a)] and the magnetoresistance oscillations [Fig. 1(b)] the agreement is very satisfactory. However, the experimental and theoretical results shown in Fig. 1 indicate a surprising discrepancy between  $f_{\pm}^{\text{SdH}}$  and  $(h/e)N_{\pm}$ . For almost all values of  $E_{\perp}$  both the calculated and measured splittings  $\Delta f$  are significantly

smaller than  $(h/e)\Delta N$ . In particular, near  $E_{\perp} = 0$  there is only one SdH frequency visible in both the measured and calculated curves, whereas we would expect to obtain a beating pattern of two frequencies (with two nodes within the investigated range of  $B$ ).

What is the physical origin of the failure of Eq. (1)? For many years, anomalous magneto-oscillations have been explained by means of magnetic breakdown [24]. In a sufficiently strong magnetic field  $B$  electrons can tunnel from an orbit on one part of the Fermi surface to an orbit on another, separated from the first by a small energy gap. The tunneling probability was found to be proportional to  $\exp(-B_0/B)$ , with a breakdown field  $B_0$ , similar to Zener tunneling [24]. This brings into existence new orbits which, when quantized, correspond to *additional* peaks in the Fourier spectrum of the SdH oscillations. It was pointed out that magnetic breakdown is most likely to occur at small gaps caused by spin-orbit coupling [24]. However, if the anomaly of the SdH oscillations reported in Fig. 1 were due to magnetic breakdown, for  $E_{\perp} = 0$  we would expect several frequencies  $f^{\text{SdH}}$  with different values rather than the observed *single* frequency – unless we assume two *equivalent* orbits in  $\mathbf{k}_{\parallel}$  space for the spin-split system as sketched in Fig. 2. However, the latter would imply that the tunneling probabilities at the junctions  $j_1$  and  $j_2$  are equal to one (and thus independent of  $B$ ). We remark that de Andrada e Silva *et al.* [25] studied anomalous magneto-oscillations for spin-split electrons in a 2D system. Their semiclassical analysis based on magnetic breakdown failed to predict  $B_0$  by up to a factor of three and  $\Delta N$  by up to 17% (see Table III in Ref. [25]).

In order to understand the deviation from Eq. (1) visible in Fig. 1 we need to look more closely at Onsager's semiclassical argument [14] which is underlying Eq. (1). It is based on Bohr-Sommerfeld quantization of the semiclassical motion of Bloch electrons, which is valid for large quantum numbers. However, spin is an inherently quantum mechanical effect, for which the semiclassical regime of large quantum numbers is not meaningful. Therefore Bohr-Sommerfeld quantization cannot be carried through in the usual way for systems with spin-orbit interaction. In a semiclassical analysis of such systems we have to keep spin as a discrete degree of freedom so that the motion in phase space becomes a multicomponent vector field [26,27]. In this problem geometric phases like Berry's phase [28] enter in an important way which makes the semiclassical analysis of the motion of a particle with spin much more intricate than the conventional Bohr-Sommerfeld quantization.

One may ask whether we can combine the older idea of magnetic breakdown with the more recent ideas on Bohr-Sommerfeld quantization in the presence of spin-orbit interaction. Within the semiclassical theory of Ref. [26] spin-flip transitions may occur at the so-called mode-conversion points which are points of spin degeneracy in phase space. Clearly these points are related to magnetic

breakdown. However, mode-conversion points introduce additional complications in the theory of Ref. [26] so that this theory is not applicable in the vicinity of such points [29]. Nevertheless, the semiclassical analysis of a particular model has shown [30] that at these points spin flips are possible for certain trajectories. Yet we may not expect that the probability for spin-flip transitions can be expressed as a conventional tunneling probability, as discussed above, which does not take into account the spin degree of freedom for the two bands participating in the breakdown process.

Clearly we can circumvent the complications of the semiclassical theory by doing fully quantum mechanical calculations as outlined above, and the good agreement between experiment and theory justifies this approach. We have performed extensive calculations and further experiments which confirm that the results reported here are quite common for 2D systems. In Ref. [6] spin splitting of holes was analyzed for two GaAs QW's which had only a front gate. Here  $V_{\text{fg}}$  changes both the total density  $N = N_+ + N_-$  in the well as well as the asymmetry of the confining potential. For these QW's we obtain excellent agreement between the measured and calculated frequencies  $f_{\pm}^{\text{SdH}}$  versus  $N$  including the observation of a single SdH frequency near  $N = 3.8 \cdot 10^{11} \text{ cm}^{-2}$  when the QW becomes symmetric. However, there is again a significant discrepancy between  $\Delta N$  and  $(e/h)\Delta f$ .

Our results apply to other III-V and II-VI semiconductors whose band structures are similar to GaAs in the vicinity of the fundamental gap [15]. Our calculations indicate that the deviations from Eq. (1) are related with the anisotropic terms in the Hamiltonian. If the Hamiltonian is rotationally symmetric Eq. (1) is fulfilled. This is consistent with the semiclassical analysis of spin-orbit interaction in Ref. [26] where it was found that no Berry's phase occurs for spherically symmetric problems. We note that for holes in 2D systems the anisotropy of  $\mathcal{E}_{\pm}(\mathbf{k}_{\parallel})$  is always very pronounced [10]. It is also a well-known feature of the Hamiltonian for electrons, in particular for semiconductors with a larger gap [11]. Up to now most experiments have analyzed spin splitting and SdH oscillations of electrons in narrow-gap semiconductors [3–5] where the dominant contribution to spin splitting is the so-called Rashba term [9] which has axial symmetry. For this particular case it can be shown analytically that Eq. (1) is fulfilled.

For different crystallographic growth directions spin splitting and SdH oscillations behave rather differently. Moreover, these quantities depend sensitively on the total 2D hole density  $N = N_+ + N_-$  in the well. In Fig. 3 we have plotted the calculated SdH Fourier spectra versus  $E_{\perp}$  for a GaAs QW with growth direction [110] and  $N = 3.0 \cdot 10^{11} \text{ cm}^{-2}$  [Fig. 3(a)] and  $N = 3.3 \cdot 10^{11} \text{ cm}^{-2}$  [Fig. 3(b)]. Open circles mark the expected peak positions  $(h/e)N_{\pm}$  according to the spin splitting  $N_{\pm}$  at  $B = 0$  [17,18]. Note the different scales in Figs. 1 and

3. Again, the peak positions in the Fourier spectra differ considerably from the expected positions  $(h/e)N_{\pm}$ . Close to  $E_{\perp} = 0$  there is only one peak at  $(h/2e)N$ . Around  $E_{\perp} = 1.0 \text{ kV/cm}$  we have two peaks, but at even larger fields  $E_{\perp}$  the central peak at  $(h/2e)N$  shows up again. At  $E_{\perp} \approx 2.25 \text{ kV/cm}$  we have a triple peak structure consisting of a broad central peak at  $(h/2e)N$  and two side peaks at approximately  $(h/e)N_{\pm}$ . We note that in Fig. 3(a) for  $E_{\perp} \approx 0$  and in (b) for  $E_{\perp} \approx 0.5 \text{ kV/cm}$  the peaks in the Fourier spectra are rather small because at the Fermi energy the ratio  $\alpha$  of the spacing between Zeeman-split Landau levels to the spacing between Landau levels with adjacent Landau quantum numbers is approximately equal to  $i + 1/2$  with  $i$  an integer [see Fig. 3(c)]. In this case the dominant peak in the Fourier spectra corresponds to  $(h/e)N$ . The peaks at  $(h/2e)N$  are much higher when  $\alpha$  is close to an integer value [Fig. 3(d)]. In Fig. 3 we have a significantly smaller linewidth than in Fig. 1. Basically, this is due to the fact that for the Fourier transforms shown in Fig. 3 we used a significantly larger interval of  $B^{-1}$  ( $10.0 \text{ T}^{-1}$  as compared with  $3.83 \text{ T}^{-1}$ ) in order to resolve the much smaller splitting for growth direction [110].

In summary, we have both measured and calculated the SdH oscillations of 2D hole systems in GaAs QW's. As opposed to the predictions of a semiclassical argument due to Onsager, we conclude that the  $B = 0$  spin splitting is not simply related to the SdH oscillations at low magnetic fields. This is explained by the inapplicability of conventional Bohr-Sommerfeld quantization for systems with spin-orbit interaction.

R. Winkler benefitted from stimulating discussions with O. Pankratov, M. Suhrke and U. Rössler, and he is grateful to S. Chou for making available his computing facilities. The work at Princeton University is supported by the NSF and ARO. M. Shayegan acknowledges support by the Alexander von Humboldt Foundation.

---

\* Temporary address: Sektion Physik der Ludwig-Maximilians-Universität, Geschwister-Scholl-Platz 1, D-80539 München, Germany.

- [1] C. Kittel, *Quantum Theory of Solids*, (Wiley, New York, 1963).
- [2] H. L. Störmer *et al.*, Phys. Rev. Lett. **51**, 126 (1983); J. P. Eisenstein *et al.*, *ibid.* **53**, 2579 (1984).
- [3] R. Wollrab *et al.*, Semicond. Sci. Technol. **4**, 491 (1989).
- [4] J. Luo *et al.*, Phys. Rev. B **41**, 7685 (1990).
- [5] J. Nitta *et al.*, Phys. Rev. Lett. **78**, 1335 (1997).
- [6] J. P. Lu *et al.*, Phys. Rev. Lett. **81**, 1282 (1998).
- [7] K. Muraki and Y. Hirayama, Physica B **249**, 65 (1998).
- [8] S. J. Papadakis *et al.*, Science **283**, 2056 (1999).
- [9] Y. A. Bychkov and E. I. Rashba, J. Phys. C: Solid State Phys. **17**, 6039 (1984).
- [10] U. Ekenberg and M. Altarelli, Phys. Rev. B **32**, 3712 (1985), and references therein.
- [11] U. Rössler, F. Malcher, and G. Lommer, in *High Mag-*

*netic Fields in Semiconductor Physics II*, edited by G. Landwehr, (Springer, Berlin, 1989), p 376.

- [12] P. D. Dresselhaus *et al.*, Phys. Rev. Lett. **68**, 106 (1992).
- [13] B. Jusserand *et al.*, Phys. Rev. Lett. **69**, 848 (1992).
- [14] L. Onsager, Phil. Mag. **43**, 1006 (1952).
- [15] *Numerical Data and Functional Relationships in Science and Technology*, edited by O. Madelung, Landolt-Börnstein, New Series, Group III, Vol. 17, Pt. a: Semiconductors (Springer, Berlin, 1982); Vol. 22, Pt. a: Semiconductors (Springer, Berlin, 1987).
- [16] H. Mayer and U. Rössler, Phys. Rev. B **44**, 9048 (1991).
- [17] In both our calculations and experiments we always find that the sum of the two SdH frequencies correctly give the total density, i.e.,  $N = (e/h)(f_+^{\text{SdH}} + f_-^{\text{SdH}})$ . Throughout the paper we consider the case that only one pair of spin-split subbands is occupied.
- [18] The asymmetry of the Fourier spectra and the spin splitting visible in Fig. 1 for  $E_\perp < 0$  compared with  $E_\perp > 0$  is due to the low-symmetry growth direction [113] of our sample. For growth direction [110] (Fig. 3)  $E_\perp < 0$  and  $E_\perp > 0$  are equivalent.
- [19] R. Winkler and U. Rössler, Phys. Rev. B **48** 8918 (1993).
- [20] R. Winkler, J. Phys.: Condens. Matter **5**, 2321 (1993).
- [21] R. Winkler *et al.*, Phys. Rev. B **53**, 10858 (1996).
- [22] T. Ando and Y. Uemura, J. Phys. Soc. Japan **36**, 959 (1974).
- [23] The positions of the peaks in the calculated Fourier spectra depend neither on the functional form of the broadening (a Gaussian versus, e.g., a Lorentzian) nor on the width as long as it is in a reasonable range such that the broadening does not hide all oscillations. These parameters only affect the relative weight of higher harmonics.
- [24] D. Shoenberg, *Magnetic Oscillations in Metals*, (Cambridge Univ. Press, Cambridge, 1984) and references therein.
- [25] E. A. de Andrada e Silva, G. C. La Rocca, and F. Bassani, Phys. Rev. B **50**, 8523 (1994).
- [26] R. G. Littlejohn and W. G. Flynn, Phys. Rev. A **45**, 7697 (1992) and references therein.
- [27] J. Bolte and S. Keppler, Phys. Rev. Lett. **81**, 1987 (1998).
- [28] M. V. Berry, Proc. R. Soc. Lond. A **392**, 45 (1984).
- [29] Mode conversion in one-dimensional problems is discussed by W. G. Flynn and R. G. Littlejohn, Ann. Phys. (N.Y.) **234**, 334 (1994).
- [30] H. Frisk and T. Guhr, Ann. Phys. (N.Y.) **221**, 229 (1993).

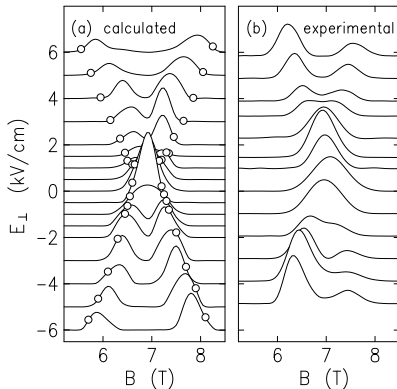


FIG. 1. Fourier spectra of the SdH oscillations versus electric field  $E_\perp$  for a 200 Å wide GaAs-Al<sub>0.3</sub>Ga<sub>0.7</sub>As QW with crystallographic growth direction [113] and 2D hole density  $N = 3.3 \cdot 10^{11} \text{ cm}^{-2}$ . (a) Calculation based on the oscillatory density of states at the Fermi energy and (b) experimental results based on the measured magnetoresistance oscillations. The open circles show the expected Fourier transform peak positions  $(h/e)N_\pm$  according to the calculated spin splitting  $N_\pm$  at  $B = 0$ .

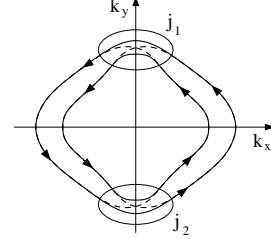


FIG. 2. Qualitative sketch of the spin-split Fermi contours in  $\mathbf{k}_\parallel$  space for a QW with growth direction [113] (solid lines). In a simple semiclassical picture the observation of a single peak near  $E_\perp = 0$  in the Fourier spectra of Fig. 1 can be explained by trajectories in  $\mathbf{k}_\parallel$  space which follow the dashed lines at the junctions  $j_1$  and  $j_2$ . Note that this picture implies that the tunneling probabilities at the junctions  $j_1$  and  $j_2$  are equal to one.

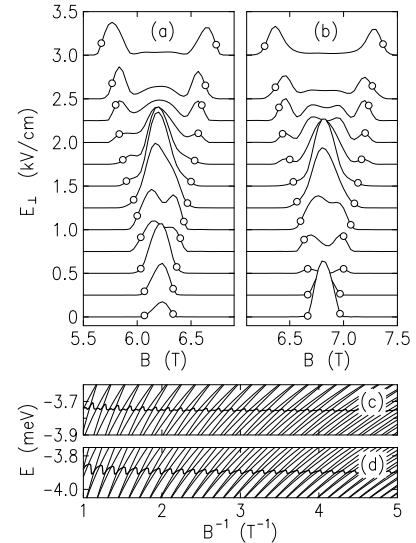


FIG. 3. Calculated Fourier spectra of the SdH oscillations versus electric field  $E_\perp$  for a 150 Å wide GaAs-Al<sub>0.5</sub>Ga<sub>0.5</sub>As QW with crystallographic growth direction [110] and 2D hole densities (a)  $N = 3.0 \cdot 10^{11} \text{ cm}^{-2}$  and (b)  $N = 3.3 \cdot 10^{11} \text{ cm}^{-2}$ . The open circles show the expected Fourier transform peak positions  $(h/e)N_\pm$  according to the calculated spin splitting  $N_\pm$  at  $B = 0$ . Calculated Landau fan charts near the Fermi energy (bold lines) for  $E_\perp = 0$  plotted versus the reciprocal magnetic field  $B^{-1}$  for (c)  $N = 3.0 \cdot 10^{11} \text{ cm}^{-2}$  and (d)  $N = 3.3 \cdot 10^{11} \text{ cm}^{-2}$ .