

Modeling of dephasing in semiconductor-superconductor heterostructures

Niels Asger Mortensen and Antti-Pekka Jauho

Mikroelektronik Centret, Technical University of Denmark, Building 345 east, DK-2800 Lyngby, Denmark

Karsten Flensberg

Rusted Laboratory, Niels Bohr Institute, University of Copenhagen, Universitetsparken 5, DK-2100 Copenhagen, Denmark
(February 23, 2019)

Generalizing Buttiker's phenomenological model based on dephasing reservoirs we model the cross-over from phase-coherent quantum transport to incoherent sequential tunneling in semiconductor-superconductor structures. We consider structures where the semiconductor consists of two scattering regions between which partial dephasing is possible. As a particular example we consider a situation with a double-barrier junction in the normal region. For a single-mode system we study the conductance both as a function of the position of the Fermi level and as a function of the barrier transparency. At resonance, where the double-barrier is fully transparent, we study the suppression of the ideal factor-of-two enhancement of the conductance when a finite phase-correlation length is taken into account.

05.60.Gg, 72.10.-d, 74.50.+r, 74.80.Fp

I. INTRODUCTION

Charge transport through a normal conductor/superconductor (NS) interface is accompanied by a conversion of quasiparticle current to a supercurrent. In the Andreev reflection, by which the conversion occurs, an electron-like quasiparticle in the normal conductor (with an excitation energy lower than the energy gap of the superconductor) incident on the NS interface is retro-reflected into a hole-like quasiparticle (with reversal of its momentum and its energy relative to the Fermi level) and a Cooper pair is added to the condensate of the superconductor [1]. For an ideal NS interface, a signature of Cooper pair transport and the Andreev scattering is a doubling of the conductance compared to the normal state conductance.

A theoretical framework for studying scattering at NS interfaces is provided by the Bogoliubov(de Gennes (BdG)) formalism [2] where the scattering states are eigenfunctions of the BdG equation which is a Schrodinger-like equation in electron-hole space (Nambu space).

For a phase-coherent normal region, the conducting properties can be found using a scattering matrix approach based on the BdG equation. In the linear-response regime in zero magnetic field, Beenakker [3] found that the sub-gap conductance G_{NS} at $I=0$ is given by

$$\frac{G_{NS}}{G_0} = 2 \text{Tr} \, t t^\dagger \hat{2} \, t t^\dagger = 2 \sum_{n=1}^N \frac{T_n^2}{(2 - T_n)^2}; \quad (1)$$

which, in contrast to the Landauer formula [4] for the normal state conductance,

$$\frac{G_N}{G_0} = \text{Tr} t t^\dagger = \sum_{n=1}^N T_n; \quad (2)$$

is a non-linear function of the transmission eigenvalues T_n ($n = 1; 2; \dots; N$) of $t t^\dagger$. Here $G_0 = 2e^2/h$ is the quantum unit of conductance for a spin-degenerate system and t is the $N \times N$ transmission matrix of the normal region, N being the number of propagating modes. The conductance formula holds for an arbitrary disorder potential and is a multi-channel generalization of a conductance formula first obtained by Blonder, Tinkham and Klapwijk [5] who considered a delta function potential as a model for the interface barrier potential. Eq. (1) is computationally convenient since standard methods developed for quantum transport in normal conducting semiconductor structures can be applied to calculate the transmission matrix t or the corresponding transmission eigenvalues T_n .

Equations (1) and (2) apply to two-probe structures where the length L of the disordered normal region is much shorter than the phase-correlation length $L_c = \min(\lambda; L_T)$ over which quasiparticle propagation remains phase-coherent. Here, λ is the dephasing length due to inelastic scattering and L_T is the Thouless length, see e.g. Refs. [6,8]. In the ballistic regime $L_T = \hbar v_F / k_B T$ and in the diffusive regime $L_T = \hbar D / k_B T$ where D is the diffusion constant. When L becomes comparable to or longer than L_c , the propagation of quasiparticles through the disordered region is characterized by sequential tunneling events with equilibration of the particles in between these events.

A modeling of the cross-over between these two transport regimes would normally involve a detailed microscopic theory for the dephasing mechanism(s) and the application of the Keldysh formalism with non-equilibrium Green's function techniques to calculate the conducting properties [9]. In a microscopic theory, electron-electron or electron-phonon interactions are usually described by

self-energy functions. Since leads/probes also can be described by a self-energy it turns out that a phenomenological modeling of partial phase-coherence is possible by attaching fictitious charge-conserving dephasing reservoirs to the disordered region, see the work of Buttiker [10,11], de Jong and Beenakker [12], van Langen and Buttiker [13], and also e.g. the monograph of Datta [14] for a more thorough discussion of the similarities of self-energies. The advantage of this approach is that the effect of dephasing can be studied by solving an elastic scattering problem using standard techniques for phase-coherent quantum transport. This approach was first used by Buttiker in the context of the role of quantum phase-coherence in normal conducting series resistors [10] and subsequently in the study of the cross-over from coherent to sequential tunneling in series of barriers [11].

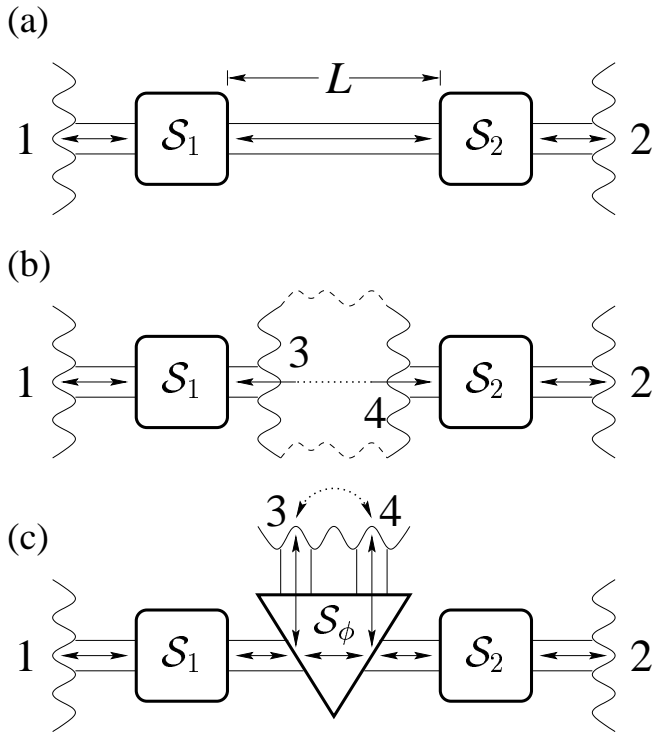


FIG. 1. Scattering scheme for a two probe structure with two scattering regions (characterized by the S matrices S_1 and S_2). The left probe (1) is in the normal state and the right probe (2) is a metal which can be either in the normal or superconducting state. Panel (a) corresponds to the phase-coherent regime, (b) to the sequential tunneling regime, and (c) to the present model of the partially phase-coherent regime with a fictitious charge-conserving dephasing reservoir. The arrows indicate possible directions of current flow and the arrows with dotted midsections indicate equilibration of quasiparticles.

In this paper we apply the model of Buttiker to a two-probe semiconductor-superconductor junction with a partly phase-coherent normal region. As a general model we consider a normal region with two arbitrary

scattering regions (characterized by scattering matrices S_1 and S_2) separated by a partly coherent ballistic conductor of length L , see Fig. 1. Specifically we study the case where the total current is conserved, but, due to dephasing the non-equilibrium distribution of electrons and holes equilibrates to a Fermi-Dirac distribution. In N ambu space this corresponds to a decay of electron-hole states in the normal region [15]. As a particular example we consider a semiconductor-superconductor structure with a normal region containing a double-barrier junction of length L and model the cross-over from $L \ll L_c$ to $L \gg L_c$ in the conducting properties.

We note that in our approach the additional normal probe is fictitious, but, it could also be a real probe as in the recent work of Gramercier and Buttiker [16] where a tunneling tip is coupled weakly to the normal side of a two-probe NS structure.

The paper is organized as follows: In Section II the S matrix formalism is introduced, in Section III we formulate our general model and present the corresponding scattering scheme. In Section IV we present results of an application of our scattering scheme to the problem of double-barrier tunneling. Finally, in Section V discussion and conclusions are given.

II. SCATTERING MATRIX FORMALISM

Using the Buttiker dephasing model [11] we need to consider four-probe structures (two real and two fictitious probes) and we therefore need multi-probe generalizations of Eqs. (1) and (2). The scattering approach to dc transport in superconducting hybrids follows closely the scattering theory developed for non-superconducting mesoscopic structures, see e.g. the monograph of Datta [14]. For a multi-probe system, the normal state current is given by the multi-probe conductance formula of Buttiker [17] which in the linear-response limit gives the following current in lead p :

$$I_p = \sum_{q=1}^M G_{pq} [V_p - V_q]; G_{pq} = G_0 \text{Tr} S_{pq} S_{pq}^y; \quad (3)$$

where $q = 1; 2; 3; \dots; M$ label the M probes and V_q is the potential of probe q . The S matrix S is an $M \times M$ matrix with sub-matrices S_{pq} describing scattering of an electron state in lead q into an electron state in lead p . These sub-matrices are $N_p \times N_q$ matrices where N_p and N_q are the number of modes in lead p and q , respectively. In the linear-response limit, the S matrices are evaluated at the Fermi level.

For an NS interface with a multiple number of normal probes, Lambert, Hui and Robinson [18] considered the sub-gap current which in the linear-response regime is given by the formula

$$I_p = \sum_{q=1}^M G_{pq} [V_q - V]; \quad (4)$$

$$G_{pq} = G_0 \text{Tr} \hat{\Gamma}_{pq} + S_{pq}^{eh} S_{pq}^{eh \dagger} - S_{pq}^{ee} S_{pq}^{ee \dagger};$$

where $\hat{\Gamma}$ is an $N_p \times N_p$ identity matrix, δ_{pq} is the Kronecker delta symbol and V is the potential of the superconductor. The S matrix in electron-hole space is given by

$$S = \begin{pmatrix} S_{pq}^{ee} & S_{pq}^{eh} \\ S_{pq}^{he} & S_{pq}^{hh} \end{pmatrix}; \quad (5)$$

where the sub-matrix S_{pq}^{ee} (S_{pq}^{hh}) is for normal scattering of an electron (hole) state in lead q to an electron (hole) state in lead p , and S_{pq}^{he} (S_{pq}^{eh}) is for Andreev scattering of an electron (hole) state in lead q to a hole (electron) state in lead p .

The two-probe case ($M = 2$) was studied by Takane and Ebisawa [19] and subsequently by Beenakker [3] who derived Eq. (1) within the Andreev approximation [1] and the rigid boundary condition for the pairing potential of the superconductor. Within these approximations, the interface acts as a phase-conjugating mirror and the interface scattering can be described by an S matrix which at the Fermi level is given by [1,3]

$$S_A = \begin{pmatrix} \hat{0} & e^{i(\phi - \pi)} \hat{1} \\ e^{i(\phi + \pi)} \hat{1} & \hat{0} \end{pmatrix}; \quad (6)$$

where ϕ is the phase of the pair potential of the superconductor.

The form of the BdG equation [2] in the normal region where the pairing potential is zero means that the elastic scattering in the normal region due to an arbitrary disorder potential is characterized by the block-diagonal S matrix

$$S_N = \begin{pmatrix} S & \hat{0} \\ \hat{0} & S \end{pmatrix}; \quad (7)$$

where S is the normal state S matrix for electrons (the S matrix entering e.g. Eq. (3)) and S is the corresponding S matrix for scattering of holes. The S matrix in Eq. (5) entering Eq. (4) is given by the composite result $S = S_A \otimes S_N$ where we use the notation of Datta [14] with the meaning of \otimes found by elimination of internal current amplitudes.

III. SCATTERING SCHEME

We consider an NS structure with a normal region containing two scattering regions

$$S_1 = \begin{pmatrix} r_1 & t_1^0 \\ t_1 & r_1^0 \end{pmatrix}; S_2 = \begin{pmatrix} r_2 & t_2^0 \\ t_2 & r_2^0 \end{pmatrix}; \quad (8)$$

connected by a ballistic conductor of length L . The free propagation of electron-like quasiparticles is described by

$$U = \begin{pmatrix} \hat{0} & X \\ X & \hat{0} \end{pmatrix}; \quad (9)$$

with elements given by $X_{nn^0} = \delta_{nn^0} \exp(ik_n L)$. For a wire of width W with a hard-wall confining potential the longitudinal wave vector k_n at the Fermi level is given by $k_n = k_F + \frac{\pi}{W} (n - \frac{1}{2})^2$.

In order to model dephasing effects due to a finite phase-correlation length L_c compared to L , we connect a fictitious dephasing reservoir to the center of the conductor, see panel (c) in Fig. 1. Using the model of Buttiker [11] the conductor is now characterized by the unitary matrix

$$S = \begin{pmatrix} \hat{0} & \frac{1}{2} X & \frac{1}{2} X^{1=2} & \hat{0} \\ \frac{1}{2} X^{1=2} & \hat{0} & \hat{0} & \frac{1}{2} X^{1=2} \\ \frac{1}{2} X^{1=2} & \hat{0} & \frac{1}{2} X^{1=2} & \hat{0} \\ \hat{0} & \frac{1}{2} X^{1=2} & \frac{1}{2} X^{1=2} & \hat{0} \end{pmatrix}; \quad (10)$$

which is a generalization of the S matrix in Ref. [11] with the matrix X taking the finite length of the conductor into account. Here $\frac{1}{2}$ is a parameter determining the coupling of the conductor to the dephasing reservoir. The scattering from lead q to lead p is given by the sub-matrices fS_{pq} which are zero along the diagonal since there is no back-scattering from the conductor and the other zeros reflect that lead 1 couples only to leads 2 and 3, lead 2 only to leads 1 and 4 etc. The basic idea is that current can flow either directly through the phase-coherent conductor, as shown in panel (a) of Fig. 1, or in the sequential way, as in panel (b). Using the scheme in panel (c), the cross-over from coherent to sequential tunneling can be modeled by changing the coupling from $\frac{1}{2} = 0$ to $\frac{1}{2} = 1$. Phenomenologically, we can relate to $L=L_c$ by [11] $\frac{1}{2} = 1 - \exp[-L/L_c]$ so that $\frac{1}{2} = 1$ for $L \gg L_c$ and $\frac{1}{2} = 0$ for $L \ll L_c$.

In this approach, probes 3 and 4 have a common reservoir and quasiparticles entering probe 3 are re-injected through probe 4, and vice versa, so that the common reservoir of probes 3 and 4 does not supply or draw any net current ($I_3 + I_4 = 0$).

The composite S matrix of the normal region $S = S_2 \otimes S_1$ can now be found. Eliminating the internal current amplitudes and introducing the matrices $\hat{1}_2 = (1) \otimes X_2 X_1^{-1}$ and $\hat{1}_1 = (1) \otimes X_1 X_2^{-1}$ we get

$$\frac{G_{NS}}{G_0} = \frac{1}{2} \left[\frac{1}{T_{1,n}} + \frac{1}{2} \frac{1}{\frac{T_{2,in}^2}{(2 T_{2,n})^2}} \right] A; \quad (19)$$

where $T_{n,1}$ and $T_{n,2}$ are the transmission eigenvalues of t_{11}^y and t_{22}^y , respectively. This limit was studied in Ref. [21] for a semiconductor-superconductor junction with a quantum point contact in the normal region.

The conductance in the phase-coherent limit ($\zeta = 0$) can of course be calculated directly from Eqs. (1) and (2) with the transmission eigenvalues $T_{n,12}$ of $t_{12}^y t_{12}^y$, where t_{12} is the transmission matrix of the composite S-matrix $S_{12} = S_2 U S_1$, see e.g. the structure of Eq. (8).

IV. DOUBLE-BARRIER TUNNELING

As a specific example we consider double-barrier tunneling with two identical barriers which we model by delta function potentials $V(x) = H[\delta(x) + \delta(x+L)]$. Here L is the separation of the two barriers and H is the strength of the potentials. The S-matrices are given by

$$S_1 = S_2 = \begin{pmatrix} r & t \\ t & r \end{pmatrix}; \quad (20)$$

$$(t)_{nn^0} = \frac{1}{1 + iZ \cos \#_n}; \quad (21)$$

$$(r)_{nn^0} = \frac{iZ \cos \#_n}{1 + iZ \cos \#_n}; \quad (22)$$

where $Z = H/\hbar v_F$ is a normalized barrier strength and $\cos \#_n = k_n/k_F$ takes the transverse momentum of mode n into account [21,22].

In the phase-coherent limit we calculate the transmission matrix t_{12} corresponding to the composite S-matrix $S_{12} = S_2 U S_1$. Since the transmission is diagonal, $t_{12}^y t_{12}^y$ has transmission eigenvalues given by

$$T_{12,n} = \frac{1 + 2Z_e^2(\#_n) + \cos \#_n + 2Z_e(\#_n) \sin \#_n}{1 + Z_e^2(\#_n) (1 - \cos \#_n)}; \quad (23)$$

where $Z_e(\#_n) = Z \cos \#_n$ and $\#_n = 2k_F L \cos \#_n$. Comparing to the transmission eigenvalues $T_{1,n} = T_{2,n} = 1 + Z_e^2(\#_n)^{-1}$ of the individual barriers it is seen that for the double-barrier system, $T_{12,n}$ can be equal to unity even for a finite value of Z which is in contrast to the result for $T_{1,n} = T_{2,n}$. This is one of the important differences between phase-coherent quantum transmission and classical transmission probabilities. At the values of Z where mode n becomes fully transparent a peak in the conductance is to be expected. Apart from the trivial solution $Z = 0$ we find that $Z = \cos \#_n \cot(\#_n/2)$ which means that the mode can be fully transparent for $\#_n = 2$ (modulus 2) only.

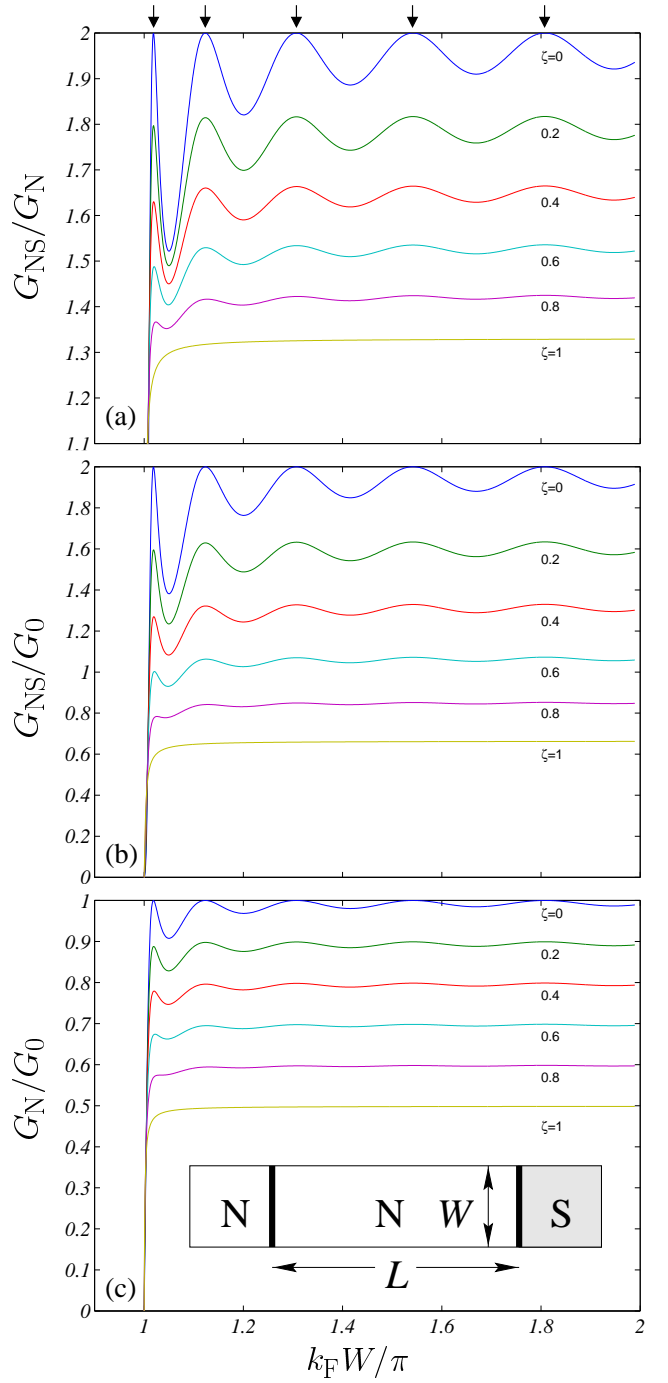


FIG. 2. Double-barrier junction with a normalized barrier strength $Z = 0.05$ and an aspect ratio $L=W = 3$. Panel (c) shows the normal state conductance G_N , (b) the conductance G_{NS} of the superconducting state, and (a) the normalized conductance $G_{NS}=G_N$ for different values of the dephasing parameter ζ . The plots are shown as a function of $k_F W / \pi < 2$ corresponding to only a single propagating mode. Notice the different scales on the conductance axes.

As a numerical example we consider a double-barrier junction with an aspect ratio $L=W=3$. Fig. 2 shows the conductance as a function of $k_F W$ for $Z=0.05$. For $k_F W < 1$ there are no propagating modes and for $1 < k_F W < 2$ a single mode is propagating. In panel (c), the normal state conductance G_N increases from zero to approximately G_0 at the onset of the first propagating mode. As the dephasing parameter is increased from 0 towards 1, G_N approaches $G_0=2$ and it actually becomes a little lower than $G_0=2$ due to the finite barrier strength (at $k_F W = 2$, Eq. (18) gives $G_N=G_0=150/301$). In the coherent regime, oscillations caused by size-resonances are seen and as the sequential tunneling regime is approached these resonances vanish. In panel (b), the conductance G_{NS} in the superconducting state shows the same overall behavior as seen for G_N , even though the size-resonances are much more pronounced. These size-resonances are even more pronounced in the normalized conductance $G_{NS}=G_N$ shown in panel (a). As the dephasing parameter is increased the resonances vanish and the normalized conductance is suppressed below the ideal factor-of-two for the enhancement of G_{NS} compared to G_N . For these parameters, ideal transmission and maximum in the conductance are expected for $k_F W = 1.018; 1.113; 1.296; 1.531; 1.808$ which is in full agreement with the plots in Fig. 2 where these numbers are indicated by arrows.

In Fig. 3 we consider the Z -dependence of the conductance for a Fermi wave vector corresponding to $k_F W = 1.9$ so that only one mode is propagating. Panels (b) and (c) show the conductance G_{NS} in the superconducting state and the normal state conductance G_N , respectively, as a function of the normalized barrier strength Z for different values of the dephasing parameter. For these parameters, a peak in the conductance is expected for $Z \approx 1.626$ which is indeed what is clearly seen in the coherent tunneling limit ($\zeta=0$) where this number is indicated by an arrow on the Z -axis. As the sequential tunneling regime is approached ($\zeta \rightarrow 1$) the peak is suppressed and an overall lowering of the conductance is seen. However, dephasing may also suppress a destructive interference in the coherent transmission resulting in an increased conductance. In this particular case this is seen for $Z > 2.2$ in both G_N and G_{NS} and also in a range around $Z \approx 0.7$ in G_{NS} where the conductance curves are crossing. Panel (a) shows the corresponding normalized conductance $G_{NS}=G_N$ which has the value of two for ideal Andreev scattering and decreases below the ideal factor-of-two enhancement when Z is increased so that normal scattering becomes dominant.

For $\zeta=1$ and $Z=0$ Eqs. (18) and (19) give that $G_N=G_0=1/2$, $G_{NS}=G_0=2/3$, and $G_{NS}=G_N=4/3$. These numbers are born out by the numerical calculations as indicated by arrows on the conductance axes in Fig. 3 and they can also be seen in Fig. 2 where there is a very low but finite barrier strength.

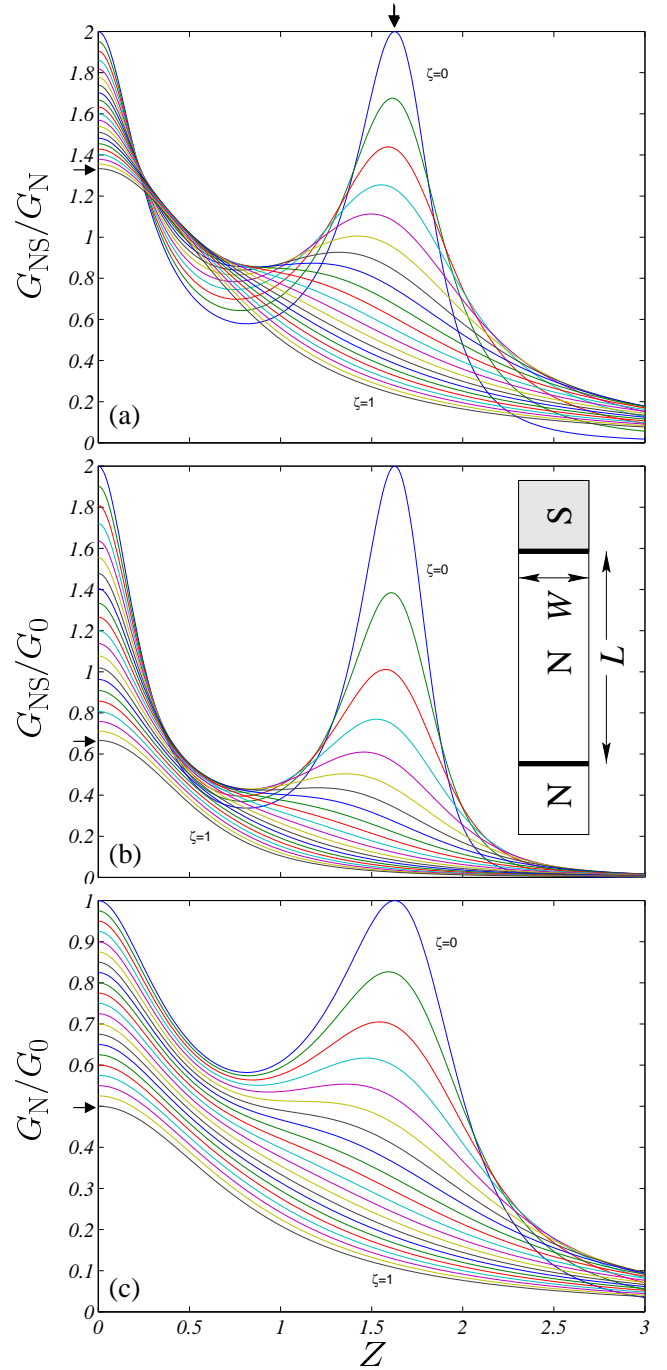


FIG. 3. Double-barrier junction with an aspect ratio $L=W=3$ and a Fermi wave vector corresponding to $k_F W = 1.9$. Panel (c) shows the normal state conductance G_N , (b) the conductance G_{NS} in the superconducting state, and (a) the normalized conductance $G_{NS}=G_N$ as a function of the normalized barrier strength Z . The dephasing parameter is varied from 0 to 1 in steps of 0.05. Notice the different scales on the conductance axes.

In experiments, the barrier strength will often not be a tunable parameter. However, for a given barrier strength the conductance can be lowered or enhanced due to phase-coherent quantum interferences in the double-

barrier junction. Thus, raising the temperature and thereby the inelastic scattering rate, the dephasing can give rise to both an increasing or decreasing conductance depending on the specific parameters of the double-barrier junction.

V. DISCUSSION AND CONCLUSION

In semiconductor structures and also semiconductor-superconductor junctions the conducting properties depend strongly on whether the length scale L of the device is much smaller than the phase-correlation length L_c or it is comparable to L_c . The cross-over between the phase-coherent and the sequential tunneling regimes in semiconductor structures is often modeled phenomenologically by the attachment of fictitious dephasing reservoirs as it was first done by Buttiker [10,11].

In this paper we have applied this concept to two-probe semiconductor-superconductor structures with two scattering potentials in the normal region. As in the normal state it is possible to smoothly model the cross-

over between the phase-coherent and sequential tunneling regimes. For a more detailed study of this cross-over it would be interesting to compare to calculations with a microscopic description of inelastic scattering taken into account through the Keldysh formalism [9].

As a particular example we have studied the cross-over from phase-coherent to sequential tunneling in a double-barrier semiconductor-superconductor junction. Taking a finite phase-correlation length into account, we find that size-resonances of course become less pronounced. This may increase or decrease the conductance when increasing the temperature depending on the specific parameters of the double-barrier junction. However, we also find an overall lowering of the conductance and a suppression of the ideal factor-of-two enhancement of the conductance compared to the normal state conductance.

ACKNOWLEDGEMENTS

We gratefully acknowledge M. Buttiker and S. Datta for insightful comments.

-
- [1] A.F. Andreev, Zh. Eksp. Teor. Fiz. 46, 1823 (1964) [Sov. Phys. JETP 19, 1228 (1964)].
 - [2] P.G. de Gennes, Superconductivity of Metals and Alloys (Benjamin, New York, 1966).
 - [3] C.W.J. Beenakker, Phys. Rev. B 46, 12841 (1992).
 - [4] R. Landauer, IBM J. Res. Dev. 1, 223 (1957); Phil. Mag. 21, 863 (1970); D.S. Fisher and P.A. Lee, Phys. Rev. B 23, 6851 (1981).
 - [5] G.E. Blonder, M. Tinkham and, T.M. Klapwijk, Phys. Rev. B 25, 4515 (1982).
 - [6] Y. Imry, Introduction to Mesoscopic Physics (Oxford University Press, Oxford, 1997).
 - [7] C.W.J. Beenakker, in Mesoscopic Quantum Physics, edited by E. Akkermans, G. Montambaux and J.-L. Pichard (North-Holland, Amsterdam, 1995); Rev. Mod. Phys. 69, 731 (1997).
 - [8] C.J. Lambert and R. Raimondi, J. Phys.: Condens. Matter 10, 901 (1998).
 - [9] See e.g. A.L. Yeyati, J.C. Cuevas, A. Lopez-Davalos, and A. Martn-Rodero, Phys. Rev. B 55, R6137 (1997); K. Kang, Phys. Rev. B 57, 11891 (1998); Q. Sun, J. Wang, and T. Lin, Phys. Rev. B 59, 3831 (1999); Phys. Rev. B 59, 13126 (1999).
 - [10] M. Buttiker, Phys. Rev. B 33, 3020 (1986).
 - [11] M. Buttiker, IBM J. Res. Dev. 32, 72 (1988).
 - [12] M.J.M. de Jong and C.W.J. Beenakker, Physica A 230, 219 (1996).
 - [13] S.A. van Langen and M. Buttiker, Phys. Rev. B 56, R1680 (1997).
 - [14] S. Datta, Electronic transport in mesoscopic systems (Cambridge University Press, Cambridge, 1995).
 - [15] For quasi-elastic scattering due to a weak coupling to external degrees of freedom, the electron-hole states will get dephased, but, with the energy and the electron and hole amplitudes conserved. In this case it is the electron and hole currents which must be conserved separately in each energy range. For a discussion of how other types of scattering may be included via dephasing reservoirs, see Refs. [12,13].
 - [16] T. Gramschpacher and M. Buttiker, cond-mat/9908469.
 - [17] M. Buttiker, Phys. Rev. Lett. 57, 1761 (1986).
 - [18] C.J. Lambert, V.C. Hui, and S.J. Robinson, J. Phys.: Condens. Matter 5, 4187 (1993).
 - [19] Y. Takane and H. Ebisawa, J. Phys. Soc. Japan 61, 1685 (1992).
 - [20] Unitarity yields $\sum_{q=1}^M S_{pq}^{ee} S_{pq}^{eeY} + S_{pq}^{eh} S_{pq}^{ehY} = N_p$ and time-reversal symmetry together with the electron-hole symmetry yield $\text{Tr} S_{pq}^{ee} S_{pq}^{eeY} = \text{Tr} S_{qp}^{ee} S_{qp}^{eeY}$ and $\text{Tr} S_{pq}^{eh} S_{pq}^{ehY} = \text{Tr} S_{qp}^{eh} S_{qp}^{ehY}$ (at the Fermi level in zero magnetic field); We are grateful to S. Datta (private communication) for pointing out the usefulness of these relations in checking the numerics;

See also Refs. [7,8].

- [21] N.A.M. Mortensen, A.-P. Jauho, K. Flensberg, and H. Schomerus, Phys. Rev. B 60, November (1999) [cond-mat/9903205].
- [22] N.A.M. Mortensen, K. Flensberg, and A.-P. Jauho, Phys. Rev. B 59, 10176, (1999).