

Finite size effects in the magnetization of periodic mesoscopic systems

Sigurdur I. Erlingsson¹, Andrei Manolescu²,
and Vidar Gudmundsson¹

¹*Science Institute, University of Iceland, Dunhaga 3, IS-107 Reykjavik, Iceland.*

²*Institutul Național de Fizica Materialelor,
C.P. MG-7 București-Măgurele, România*

Abstract

We calculate the orbital magnetization of a confined 2DEG as a function of the number of electrons in the system. Size effects are investigated by systematically increasing the area of the confining region. The results for the finite system are compared to an infinite one, where the magnetization is calculated in the thermodynamic limit. In all calculations the electron-electron interaction is included in the Hartree approximation.

Key words: Magnetization, 2DEG, finite system.

1 Introduction

Magnetization measurements offer a way to directly probe the equilibrium ground state properties of 2DEGs in the quantum Hall regime. Such information is not directly accessible in magnetotransport or optical spectroscopy, in which non-equilibrium behavior of the system is measured. Many years ago the de Haas-van Alphen oscillations of the magnetization were observed and used to characterize the DOS of the 2DEG [1]. In recent years many-body effects, including those related to the FQHE and skyrmions, have also been observed in experiments [2,3]. Two different experimental setups are used: one method uses sensitive mechanical, torque magnetometers [1,2], and a more recent one uses a low noise, superconducting quantum interference device (SQUID) [3,4].

¹ This research was supported in part by the Icelandic Natural Science Foundation, the University of Iceland Research Fund, and NATO Science Fellowship.

Various thermodynamic quantities, including the magnetization, have been calculated both for a disordered homogeneous 2DEG within the Hartree-Fock approximation (HFA) [5] and a statistical model for inhomogeneities corresponding to the Hartree approximation (HA) [6]. These calculations show many-body effects reflecting screening and, in addition, the HFA produces exchange enhancement at odd filling factors due to spin splitting, and at even filling factors an enhancement, explored to lesser extent in experiments.

For finite systems Kotlyar *et al.* calculated the persistent current in an array of quantum dots using Mott-Hubbard model for the intra-dot and inter-dot electron interaction [7,8]. For two spin split levels per dot oscillations in the persistent current, which is equivalent to magnetization density, were observed as a function of the number of flux quanta penetrating the system.

In the present work we calculate the magnetization of a two dimensional electron system confined to a rectangular box, subjected to a finite one-dimensional periodic potential. Starting from a single unit cell we progressively increase the number of cells until we find convergence of the magnetization to the saw-tooth profile expected from the thermodynamic results. We discuss the edge and the bulk contribution to the orbital magnetization and the effects of the potential. We calculate separately the effects of the periodic potential in the infinite system, and compare the results. The electron-electron interaction is calculated in the HA for both the finite and the extended system.

2 Models

The model for a finite system consists of a laterally confined 2DEG. A hard wall potential ensures that the electrons stay in the rectangular region

$$\Sigma = \{(x, y) | 0 < x < L_x, 0 < y < L_y\}. \quad (1)$$

A perpendicular magnetic field and an external modulating potential are applied to the system. The potential, which is of the form

$$V_{\text{mod}}(x) = V_0 \cos\left(\frac{2n_x\pi x}{L_x}\right), \quad (2)$$

models n_x (n_x integer) parallel quantum wires of width $\ell_x = L_x/n_x$ and length L_y . The length is chosen to be $L_y = n_y\ell_x$ so the geometry of system is controlled by the parameters n_x and n_y . By defining a unit cell of area ℓ_x^2 , the parameters n_x and n_y count the number of cells in the x and y direction, respectively. The total number of cells is $N_{xy} = n_x n_y$. The wave functions of

the finite systems are expanded in sine Fourier series, since they are required to vanish at the boundary and the Schrödinger equation is solved in the HA. The orbital magnetization in the finite system is calculated according to the definition [9]

$$M = \frac{1}{2L_x L_y} \int_{\Sigma} d^2 \mathbf{r} (\mathbf{r} \times \langle \mathbf{J}(\mathbf{r}) \rangle) \cdot \hat{e}_z. \quad (3)$$

In the extended system the ground state is calculated in the HA, by diagonalizing the Hamiltonian in the Landau basis, and by expanding the matrix elements as Fourier series. Therefore we can evaluate directly the magnetization by the thermodynamic formula appropriate for the canonical ensemble,

$$M = -\frac{1}{L_x L_y} \frac{d}{dB} (E - TS), \quad (4)$$

where E is the total energy, and S the entropy. We shall assume that the temperature is sufficiently low to neglect the entropy term.

3 Results

We use GaAs parameters, $m^* = 0.067m_0$, $\kappa = 12.4$. The magnetic field is $B = 1.5$ T, resulting in a magnetic length $\ell_c = 21$ nm. The width of the wires is $\ell_x = 75$ nm, modulation amplitude $V_0 = 10$ meV, and the temperature $T = 1$ K. In order to compare the results for the finite system to the infinite one we define the quantity $\bar{\nu} = N_s/N_{LB}$, where N_s is the number of electrons and $N_{LB} = L_x L_y / 2\pi \ell_c^2$ is the Landau level degeneracy. When $\ell_c^2 \ll L_x L_y$ we can interpret $\bar{\nu}$ as the filling factor ν .

Since the modulation potential is anisotropic the system will behave differently depending on whether n_x or n_y is increased. Here we consider the cases of one, two, and three parallel wires, $n_x = 1, 2$ and 3 , of varying length. We calculate for lengths, $L_y = n_y \ell_x$, corresponding to $n_y = 1, 2, 3$, and 4 . The magnetization for the finite system is shown in figure 1. It is plotted in units of $N_{xy} M_0$, where $M_0 = \mu_B^* / \ell_x^2$ and μ_B^* is the Bohr magneton containing the effective electron mass. The top panel shows the magnetization of a single wire, $n_x = 1$. For few electrons, $\bar{\nu} < 2$, the current density circulates clockwise around the maximum density of the wire but for $\bar{\nu}$ between 2 and 3, depending on n_y , the direction of the current reverses and the magnetization decreases again. Around $\bar{\nu} = 4$ a single, dominant current loop splits into two smaller ones for $n_y > 1$ (the current simply reverses for $n_y = 1$) and the magnetization increases. The magnetization of two parallel wires, $n_x = 2$, is shown in the

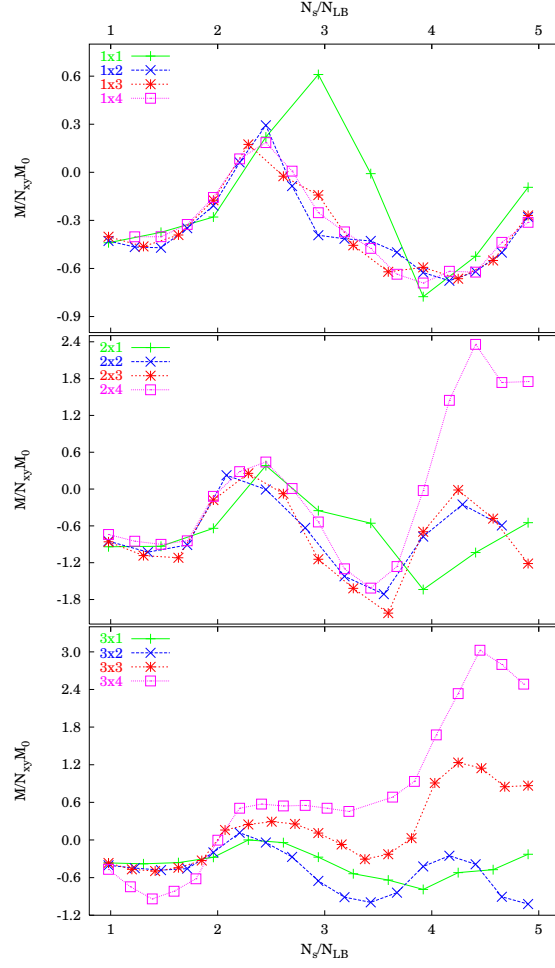


Fig. 1. The magnetization for different $n_x \times n_y$. In the top panel the magnetization for a single wire, $n_x = 1$, of length $1 \times$ through $4 \times \ell_x$ is plotted. The center and bottom panel show similarly the magnetization for $n_x = 2$ and $n_x = 3$, respectively.

center panel in figure 1. More pronounced jumps around $\bar{\nu} = 2$ and 4 are due to denser energy levels because of the increased system size. In figure 2

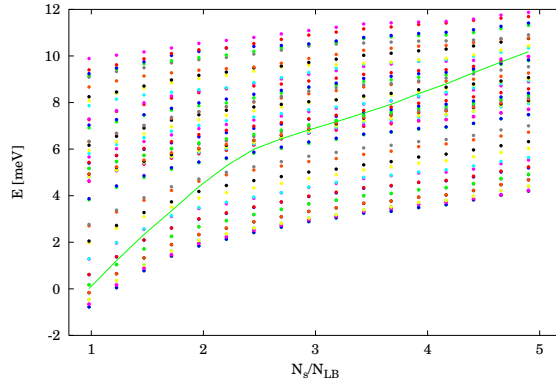


Fig. 2. Energy spectrum as a function of N_s/N_{LB} for two wires $n_x = 2$ of length $n_y = 4$. The solid line denotes the chemical potential μ .

the energy levels of the system and the chemical potential, shown as a solid line, are plotted as a function of the number of electrons. Below $\bar{\nu} \approx 2.5$ the chemical potential traverses through relatively sparse (longitudinal) energy levels until it enters an energy interval corresponding to the second transverse energy band, with a lower slope. Around $\bar{\nu} = 4$ it grows again. Screening reduces the amplitude of the modulation potential, but for $\bar{\nu} < 3$ the wires are well isolated. A more complex situation occurs for three wires, $n_x = 3$, since there is a wire in the center of the system which is weaker coupled to the edges than the other two. At the boundary of the system there is a minimum in the Hartree potential due to the positive background charges [10]. As the wire length is increased, more states get localized around this minima and their contribution to the magnetization becomes more important. An interplay of this effect and contribution from the center wire causes the magnetization minimum preceeding the jump at $\bar{\nu} = 4$ to be shifted upwards, and for $n_y = 4$ the region between $\bar{\nu} = 2$ and 4 is relatively flat. In order to estimate the bulk contribution to the magnetization we use equation (3), but instead of integrating over the whole system we define a bulk area which is intergrated over. We choose this area to cover the center wire where we have taken 40 nm of its ends. The bulk magnetization, using the previous definition, is shown in figure 3. This can be compared with the magnetization

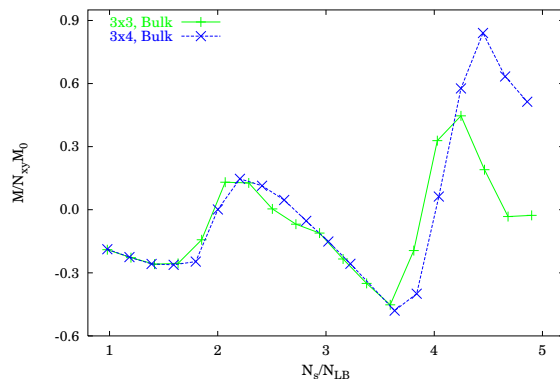


Fig. 3. The bulk magnetization for tree parallel wires of length $n_y = 3$ and $n_y = 4$. See text for the definition of the bulk contribution.

calculated for an infinite system of parallel wires ($n_x = \infty$, $n_y = \infty$) also defined by the potential (2), shown in figure 4. In this case the energy spectrum consists of periodic Landau bands. The deviations from the saw-tooth profile, corresponding to the homogeneous system ($V_{mod} = 0$) are determined both by the reduced energy gaps, i. e. the reduced jumps, and also by the energy dispersion, i. e. the nonlinear behavior in between even-integer ν -values.

In summary, the wire modulation used here shows that magnetization due to edge states is nontrivial and large in mircroscopic systems. At the same time the bulk contribution to the magnetization for the system assumes very early the form known for an infinite 2DEG when the system size is increased.

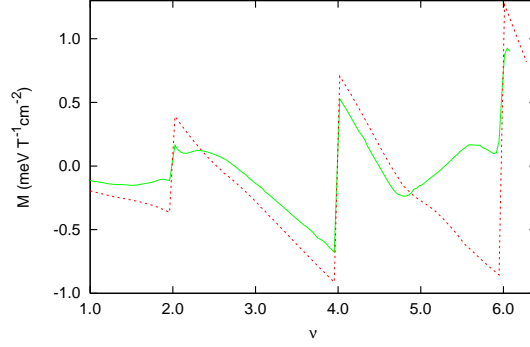


Fig. 4. Thermodynamic magnetization for a modulation with $\ell_x = 75$ nm, in the HA. The solid line is $V_0 = 10$ meV and dashed line $V_0 = 5$ meV.

This might suggest experiments with a SQUID loop placed inside the system boundaries in order to verify the different contributions to the magnetization. The measurements of magnetization seem to provide a more direct access to the intrinsic equilibrium quantum many-electron structure of the system than transport and far-infrared experiments.

References

- [1] J. P. Eisenstein *et al.*, Physical Review Letters **55**, 875 (1985).
- [2] S. A. J. Wieggers *et al.*, Physical Review Letters **79**, 3238 (1997).
- [3] I. Meinel, T. Hengstmann, D. Grundler, and D. Heitmann, Physical Review Letters **82**, 819 (1999).
- [4] I. Meinel *et al.*, Appl. Phys. Lett. **60**, 3305 (1997).
- [5] A. H. MacDonald, H. C. A. Oji, and K. L. Liu, Phys. Rev. B **34**, 2681 (1986).
- [6] V. Gudmundsson and R. Gerhardts, Phys. Rev. B **35**, 8005 (1987).
- [7] R. Kotlyar and S. Das Sarma, Phys. Rev. B **55**, R10205 (1997).
- [8] R. Kotlyar, C. A. Stafford, and S. Das Sarma, Phys. Rev. B **58**, 3989 (1998).
- [9] J. Desbois, S. Ouvry, and C. Texier, Persistent Currents and Magnetization, cond-mat/9801106, 1998.
- [10] U. Wulf, V. Gudmundsson, and R. Gerhardts, Phys. Rev. B **38**, 4218 (1988).