

# Synchronization of non-chaotic dynamical systems

F. Bagnoli\*

*Dipartimento di Matematica Applicata, Università di Firenze, Via S. Marta, 3 I-50139 Firenze*

F. Cecconi\*\*

*International School for Advanced Studies (SISSA/ISAS) via Beirut 2-4, I-34014 Trieste*

(February 5, 2020)

## Abstract

A synchronization mechanism driven by annealed noise is studied for a system of stable coupled-map lattice exhibiting irregular behavior where the source of randomness is not the deterministic chaos (Stable-Chaos). We show that the synchronization transition observed as the strength of the noise is varied belongs to the directed percolation universality class. We find that the synchronization mechanism is strictly related to the velocity of propagation of damages in the system.

In extended systems, the occurrence of chaotic evolution in the presence of a negative maximum Lyapunov exponent is an interesting phenomenon that can exist only in the thermodynamic limit. Although this phenomenon has been observed in several models such as coupled maps [1–3] and oscillators [4], no clear explanation of the mechanisms still exists. As the negative Lyapunov spectrum prescribes, the dynamics of such systems eventually falls onto a periodic attractor, but the time required to achieve the asymptotic state (transient time) grows exponentially with the system size [1,2]. The transient behavior of large enough systems appears to be irregular and displays good statistical properties such as self-averaging. One is thus allowed to assume these regimes as the only physically relevant states in the thermodynamic limit. Despite their unpredictable behavior, the Lyapunov spectrum remains always negative during the whole transient evolution, and this fact excludes that the occurrence of such irregular regimes is a manifestation of intermittency [5]. In the following, we shall use the short-hand notation *stable chaos* (SC) to identify this type of behavior.

It has also been shown [2] that SC is a robust phenomenon in the sense that it persists in finite regions of the parameter space [6,7]. SC can be partly understood by considering that Lyapunov analysis provides information only about the response of systems to infinitesimal perturbations, whereas the irregular behavior of SC models originates from propagation of finite amplitude perturbations. This behavior is reminiscent of the phenomenology of deterministic cellular automata (DCA) [8]. In DCA, the number of possible configurations is finite because state variables assume only a finite number of values; therefore limit cycles and fixed points are the only allowed attractors in finite systems. Nevertheless, for large enough systems, the transient time can grow exponentially with the system size, and transient regimes can appear very irregular. According to Wolfram classification [8], these DCA form the third class (“chaotic” DCA).

The source of such a complex behavior is clearly illustrated by damage spreading analysis [9,10] where two replicas of the model evolve starting by slightly different initial conditions. An initial difference spreads through the whole system in chaotic DCA, while it eventually freezes or disappears in the others. Chaotic DCA, as well as SC models, exhibit good statistical properties in the thermodynamic limit.

A similar scenario has been observed in continuous systems exhibiting SC [3], even if a symbolic mapping onto DCA models is not yet available. Nevertheless, the statement that chaotic DCA represent a subclass of SC systems is reasonable, and what is known about DCA can be automatically translated into the language of SC. But it is worth stressing that the advantage of SC over DCA is just the existence of continuous control parameters.

Although the standard Lyapunov analysis is not able to characterize this kind of “chaotic” behavior, it can be complemented by the study of a suitable synchronization mechanism already used in Ref. [11] to classify the chaotic properties of DCA. The basic idea consists in measuring the amount of “pinching” required to synchronize a replica (slave) to the original system (master). The master-slave interaction is a stochastic, spatially extended version of the Pecora-Carroll synchronization mechanism [12]: at each time step, first, the master and slave system evolve freely, then a fraction  $p$  of the slave-system elements are set to the same value of the corresponding elements of the master system. Synchronization of spatially extended systems has been usually studied for symmetrically interacting subsystems [13–16]. Our asymmetric scheme, instead, allows probing the dynamical properties of the master system. Increasing  $p$  from 0, the dynamics of slave system tends to synchronizes to that of

master, and the pinching synchronization transition (PST) occurs. The threshold  $p$ -value above which the two replicas synchronize, is a suitable indicator of the chaotic spatial behavior of the unperturbed system (master). In DCA the pinching synchronization transition belongs to the directed percolation (DP) universality class [11,16], while in chaotic continuous systems (e.g. coupled map lattices) the synchronization is never perfect for finite times, nor it is equivalent to an absorbing state [16]. This might imply non-DP scaling exponents [17–19].

In this letter, following the analogy between SC and DCA, we apply this kind of analysis to the model considered in Ref. [3]. We find that even in this continuous case, the PST is well defined, and our numerical results support the hypothesis that such a transition belongs to the DP universality class. Moreover, the PST phase diagram is consistent with that reported in Ref. [3] for the damage spreading velocities.

The dynamical system considered is a one-dimensional coupled-map lattice (CML), i.e. an array of state variables  $\{x_1, \dots, x_L\}$  in the interval  $[0, 1]$  subject to the discrete-time evolution

$$x_i(t+1) = g(x_{i-1}(t), x_i(t), x_{i+1}(t)), \quad (1)$$

where each site-variable  $x_i$  interacts diffusively with its nearest neighbors

$$g(u, v, z) = (1 - 2\varepsilon)f(u) + \varepsilon[f(u) + f(z)].$$

$\varepsilon \in [0, 1/2]$  is the coupling constant and periodic boundary conditions are assumed over a length  $L$  (system size). The local mapping has the form

$$f(x) = \begin{cases} bx & \text{if } 0 < x < 1/b \\ a + c(x - 1/b) & \text{if } 1/b < x < 1 \end{cases} \quad (2)$$

We use here the parameter values  $\{a = 0.07, b = 2.70, c = 0.10\}$  of Ref. [3] for which the map (2) is attracted into a stable period-3 orbit. In Ref. [3] an  $\varepsilon$ -dependent dynamical phase transition between periodic and chaotic regimes of the CML (1) has been carefully investigated by damage spreading analysis. The ordered (chaotic) phase is characterized by the absence (presence) of damage propagation. Therefore, the damage spreading velocity can be considered a good indicator for this transition. It turns out from Ref. [3], that for  $\varepsilon < \varepsilon_c^{(1)} \simeq 0.3$  only periodic phases are observed, for  $\varepsilon > \varepsilon_c^{(2)} \simeq 0.3005$  only chaotic states exist, while in the intermediate region  $\varepsilon \in [\varepsilon_c^{(1)}, \varepsilon_c^{(2)}]$ , periodic and chaotic behaviors alternate in an apparently irregular manner (fuzzy region).

In the following, we study the effects of the pinching synchronization on model (1) and its interplay with the above described transition.

The master system follows the dynamics (1) while the slave system evolves as

$$y_i(t+1) = [1 - r_i(t)]g(y_{i-1}(t), y_i(t), y_{i+1}(t)) + r_i(t)g(x_{i-1}(t), x_i(t), x_{i+1}(t)) \quad (3)$$

where  $r_i(t)$  is a Boolean random variable

$$r_i(t) = \begin{cases} 1 & \text{with probability } p, \\ 0 & \text{otherwise.} \end{cases} \quad (4)$$

Practically, at each time step, a fraction  $p$  of site variables in the slave system are set equal to the corresponding variables of the master (see. Fig. 1).

The synchronization order-parameter is the asymptotic value of the topological distance  $\rho$  between master and slave systems (i.e. the density of non synchronized sites)

$$\rho(t, p) = \lim_{L \rightarrow \infty} \frac{1}{L} \sum_{i=1}^L \Theta(|x_i(t) - y_i(t)|) \quad (5)$$

where  $\Theta(s)$  is the unitary step-function. We denote by  $p^*$  the synchronization threshold, such that  $\rho(\infty, p < p^*) > 0$  and  $\rho(\infty, p > p^*) = 0$ . This synchronization mechanism defines an associated directed site-percolation problem in  $d = 1 + 1$  dimension, where a site of coordinate  $(i, t)$  is “wet” if  $r_i(t) = 0$  and it is connected to at least one neighboring wet site at time  $t - 1$ . At  $t = 0$  all sites are assumed to be wet and we denote by  $p_c$  the critical threshold for which a cluster of wet sites percolates along the time direction. The cluster of non synchronized (active) sites is included in (or coincide with) the wet-site cluster.

For chaotic CMLs two synchronization scenarios are possible [20], called *weak* and *strong* chaos respectively. A system is said strongly chaotic if it does not synchronize even on the critical wet cluster (i.e. for  $p^* = p_c$ ) and therefore the distance (5) always exhibits DP scaling. Alternatively one can say that for strongly chaotic systems, the active and the wet clusters are essentially the same for every value of  $p$ .

Instead, for weakly chaotic systems, the synchronization threshold  $p^*$  is always located below  $p_c$  and the transition is discontinuous (first-order like). For  $p < p^*$  again the active and wet clusters coincide, whereas for  $p > p^*$  the active cluster disappears, but the wet cluster still percolates. Such a behavior is due to the exponential vanishing of the difference field  $\mathbf{h}(t) = \{x_i(t) - y_i(t)\}_{i=1}^L$ , even though local fluctuations of  $\mathbf{h}$  can sporadically appear.

Conversely, DCAs [11] always synchronize at  $p^*$  below  $p_c$  (i.e. synchronization occurs in presence of the percolating wet cluster) but  $\rho(t, p)$  still exhibits DP scaling, this is a straightforward consequence of the finiteness of the number of states in DCAs, which prevents fluctuations of  $\mathbf{h}$  in the absorbing state. We show in the following that the latter scenario holds also for SC systems.

A first set of simulations has been performed for lattices of size  $L = 3000$ , with periodic boundary conditions. We measured  $\rho(t, p)$  at different times and the results have been averaged over a 5000 randomly chosen initial conditions. For each simulation a transient of  $10^4$  time steps has been discarded in order to avoid initial bias and reach stationary states. A site  $i$  is considered to be synchronized (and  $y_i(t + 1)$  is set equal to  $x_i(t + 1)$ ) if  $|y_i(t) - x_i(t)| < \tau$ , where  $\tau$  is a sensibility threshold. In this way we can control the effects of the finite precision of computer numbers. We checked that the results are independent of  $\tau$  (for small  $\tau$ ), and we choose  $\tau = 10^{-8}$  for massive simulations.

A typical behavior of  $\rho(t, p)$  near  $p^*$  is shown in Fig. 2. The value of  $p$  corresponding to the most straight curve at large  $t$  represents the best approximation of  $p^*$ , which can be estimated with good accuracy (black dots of Fig. 4). The straight dashed line indicates the DP scaling results.

For those values of  $\varepsilon$  for which the above analysis provided a too uncertain result in the estimation of  $p^*$ , we have carried out single-site simulations for larger systems, obtaining a more accurate determination of  $p^*$ . These simulations consist in preparing the slave system exactly synchronized to the master except for the central site, and in measuring how

non-synchronized sites propagate throughout the system, generating DP-like clusters. This method probes the stability of synchronized states with respect to minimal perturbations.

As usual in this type of simulations, we measured, the survival probability  $P(t)$  of the de-synchronized states, the number of non synchronized sites  $N(t)$ , and their second moment  $R^2(t)$  with respect to the center of the lattice (generally called the gyration radius). Near the synchronization threshold and in the long time limit, these magnitudes are expected to scale as [21,22]

$$N(t) \sim t^\eta, \quad P(t) \sim t^{-\delta}, \quad R^2(t) \sim t^z \quad (6)$$

In Fig. 3, we show an instance of the scaling behavior of  $N(t)$  and  $P(t)$  averaged over the performed runs.

After a typical transient regime, a power law scaling sets in, and the measured exponents are consistent with DP values, within the numerical precision. In pure DP systems this method allows the simulation of effectively infinite lattices, since the absorbing state is unique (usually the state 0) and its evolution is trivial (it maps to itself) so that it can be skipped. In our case the synchronized (adsorbing) state corresponds to the dynamics of the  $\{x_1, \dots, x_L\}$  sub-lattice which has to be computed, imposing a limit on the size of the lattice and affecting the performances of the method.

This analysis, repeated for several values of  $\varepsilon$ , indicates that the synchronization of SC systems reasonably belongs to the DP universality class. The very slow convergence of the system dynamics to the asymptotic state makes hard to exclude that for some values of  $\varepsilon$  the DP character of the transition is violated. However, we believe that, owing to the stability of model (1), local disturbances are re-absorbed at exponential rate, and cannot generate de-synchronization effects. This is also consistent with the fact that the simulation results are independent of the precision threshold  $\tau$ . Therefore the local stability guarantees that for what concerns synchronization properties, SC systems behave mainly like discrete ones and differently from continuous chaotic systems. This is further support to the “*equivalence ansatz*” between SC and DCA.

Indeed, preliminary simulations show that the DP scenario holds even if the local pinching is performed up to a small threshold  $\Delta$ . This remark suggests the possibility of defining a finite-size maximum Lyapunov exponent, in a way similar to Ref. [23]. Further work in this direction is in progress.

Finally, Fig. 4 shows the PST phase diagram, where the  $p^*$  is plotted versus  $\varepsilon$ . The behavior of  $p^*$  is compared with that of the damage spreading velocity  $V_F$  (Ref [3]), properly re-scaled.

In summary, we have applied the pinching synchronization method to systems showing stable chaos. As in the cellular automata case, we have found that even in this continuous case the pinching synchronization transition (PST) is well defined, and that this transition belongs to the DP universality class. The PST phase diagram is consistent with that reported in Ref. [3] for damage spreading velocities, including the fuzzy region. The consistency between the  $\varepsilon$  dependence of these two indicators of “nonlinear chaos” suggest that they characterize different aspects of the same phenomenon.

We thank A. Politi and R. Livi for useful discussions.

## REFERENCES

- \* Also INFN Unità di Ricerca di Firenze and INFN Sezione di Firenze, L.go E. Fermi 2, 50125 Firenze, Italy; electronic address: bagnoli@dma.unifi.it
- \*\* Also INFN Unità di Ricerca di Trieste (Sissa); electronic address: cecconi@sissa.it
- [1] J.P. Crutchfield and K. Kaneko, Phys. Rev. Lett. **60**, 2715 (1988).
- [2] A. Politi, R. Livi, G.-L. Oppo, and R. Kapral, Europhys. Lett. **22**, 571 (1993).
- [3] F. Cecconi, R. Livi and A. Politi, Phys. Rev. E **57**, 2703 (1998).
- [4] R. Bonaccini and A. Politi, Physica D **103**, 362 (1997).
- [5] H. Chaté and P. Manneville, Physica D **32**, 409 (1988) and **37**, 33 (1989).
- [6] S.V. Ershov and A.B. Potapov, Phys. Lett. A **167**, 60 (1992).
- [7] A. Politi and A. Torcini, Europhys. Lett. **28**, 545 (1994).
- [8] S. Wolfram, Rev. Mod. Phys. **55**, 601 (1983).  
S. Wolfram (editor), *Theory and Application of Cellular Automata* (World Scientific, Singapore, 1986).
- [9] P. Grassberger, J. Stat. Phys. **79**, 13 (1995).
- [10] F. Bagnoli, J. Stat. Phys. **79**, 151 (1996).
- [11] F. Bagnoli and R. Rechtman, Phys. Rev. E **59**, R1307 (1999).
- [12] L.M. Pecora and T.L. Carroll, Phys. Rev. Lett. **64**, 821 (1990).
- [13] A. Maritan and J.R. Banavar, Phys. Rev. Lett. **72**, 1451 (1994).
- [14] D.H. Zanette and A.S. Mikhailov, Phys. Rev. E **58**, 872 (1998).
- [15] F.S. de San Roman, S. Boccaletti, D. Masa and H. Mancini, Phys. Rev. Lett. **81**, 3639 (1998).
- [16] P. Grassberger, Phys. Rev. E **59**, R2520 (1999).
- [17] P. Grassberger, in *Proceedings of 1995 Shimla Conference on Complex Systems*, edited by S. Puri *et al.* (Narosa Publishing, New Delhi, 1997).
- [18] A.S. Pikovsky and J. Kurths, Phys. Rev. E **49**, 898 (1994).
- [19] G. Grinstein, M.A. Muñoz and Y. Tu, Phys. Rev. Lett. **76**, 4376 (1996).
- [20] F. Bagnoli, L. Baroni, and P. Palmerini, Phys. Rev. E **59**, 409 (1999).
- [21] P. Grassberger and A. de la Torre, Ann. Phys. (N.Y.) **122**, 373 (1979).
- [22] M.A. Mugnoz, R. Dickman, A. Vespignani and S. Zapperi, cond-mat/9811287.
- [23] F. Bagnoli, R. Rechtman and S. Ruffo, Phys. Lett. A **172**, 34 (1992).

FIGURES

MASTER

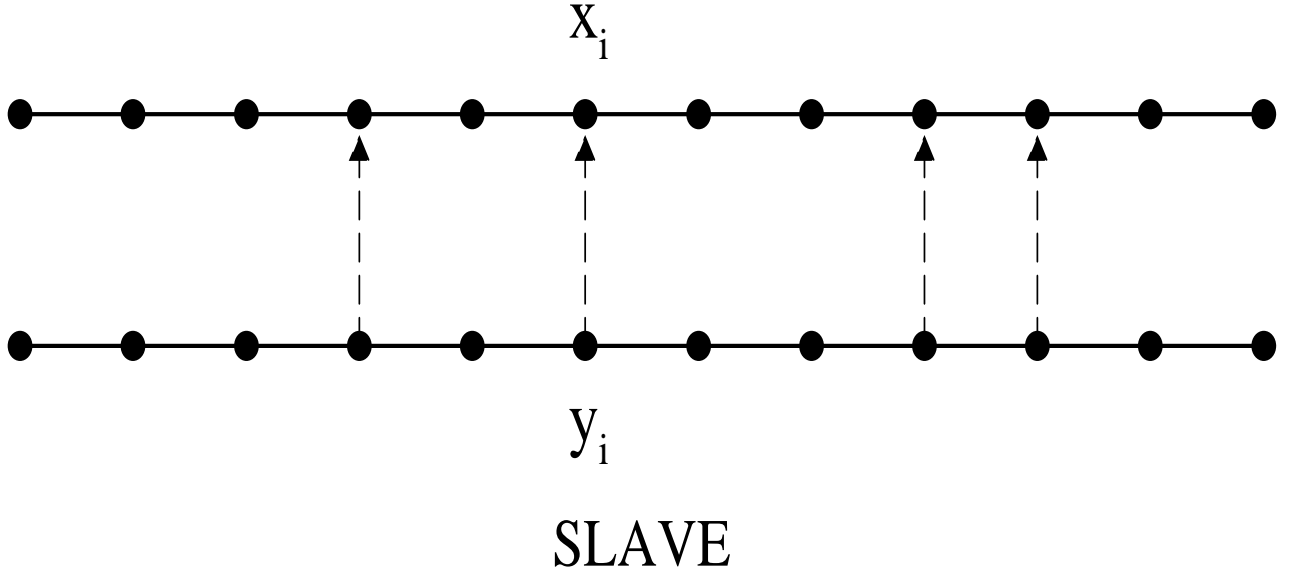


FIG. 1. Schematic representation of the pinching synchronization. Vertical dashed lines indicate the sites of the slave system identified to those of the master corresponding to  $r_i = 1$  in Eq. (3).

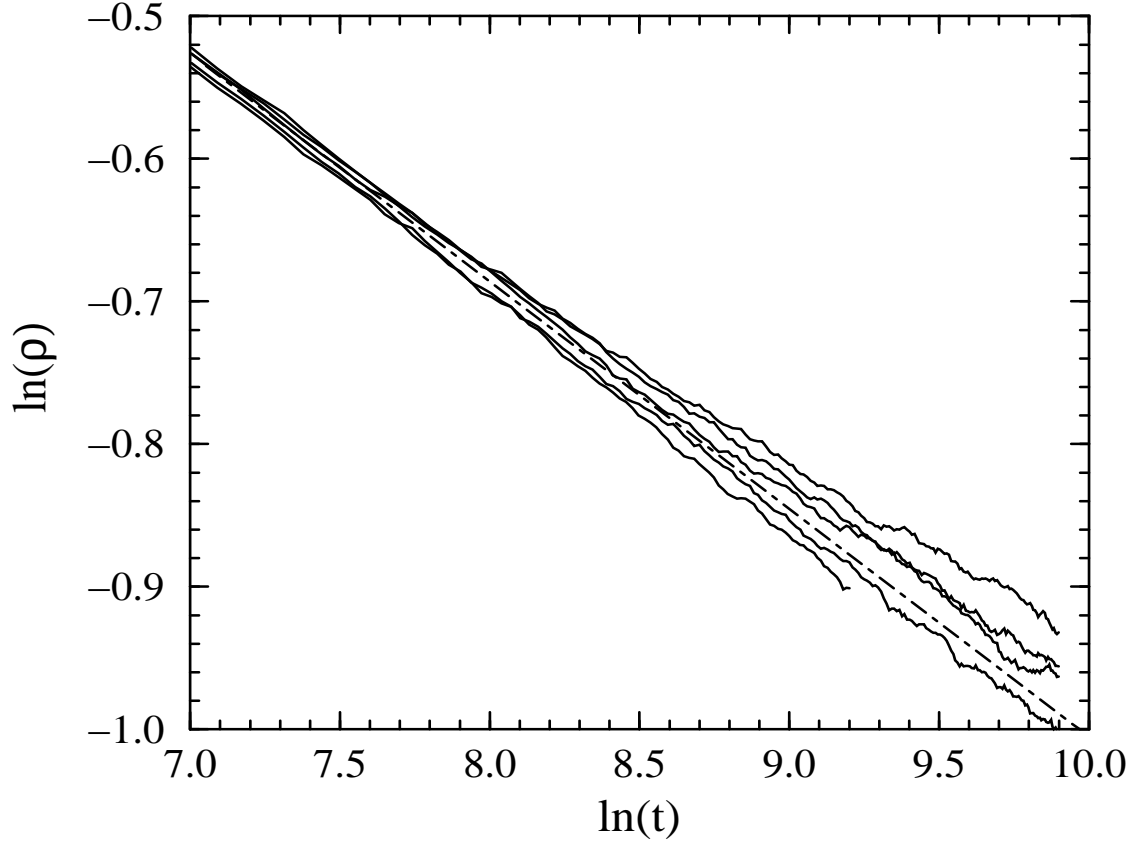


FIG. 2. Log-log plot of the order parameter  $\rho(t, p)$  vs.  $t$ , for  $p = 0.1269, 0.1270, 0.1271 \dots$  from top to down, and for  $\varepsilon = 0.305$ . The dot-dashed straight line indicates the critical DP scaling  $t^{-\delta}$  with  $\delta = 0.159$ . The estimated synchronization threshold turns to be  $p^* = 0.1272(1)$ .

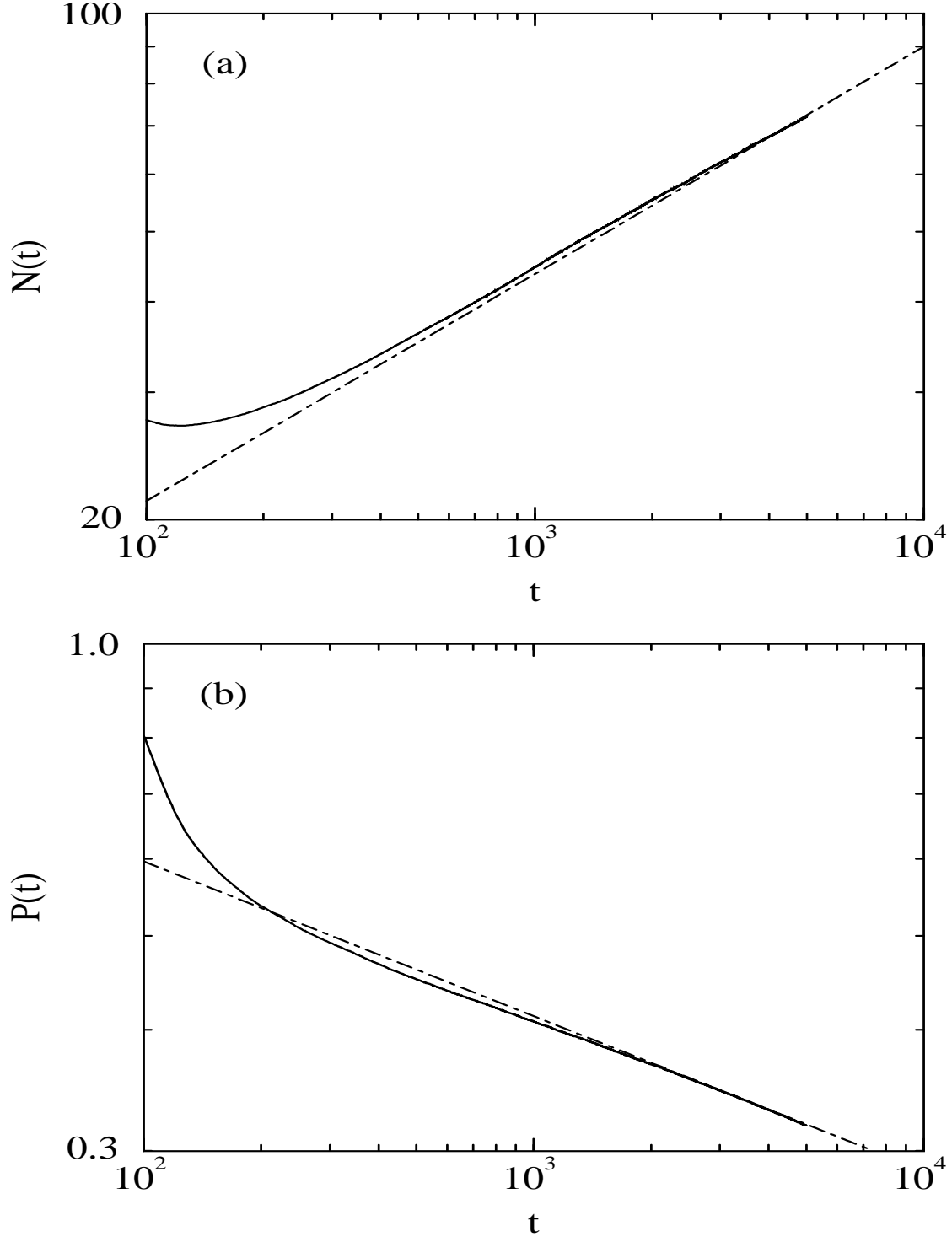


FIG. 3. Average number of non synchronized sites  $N(t)$  (a), and survival probability  $P(t)$  (b), for  $\varepsilon = 0.3004$  and  $p^* = 0.0533$ . The average is taken over 50.000 runs.

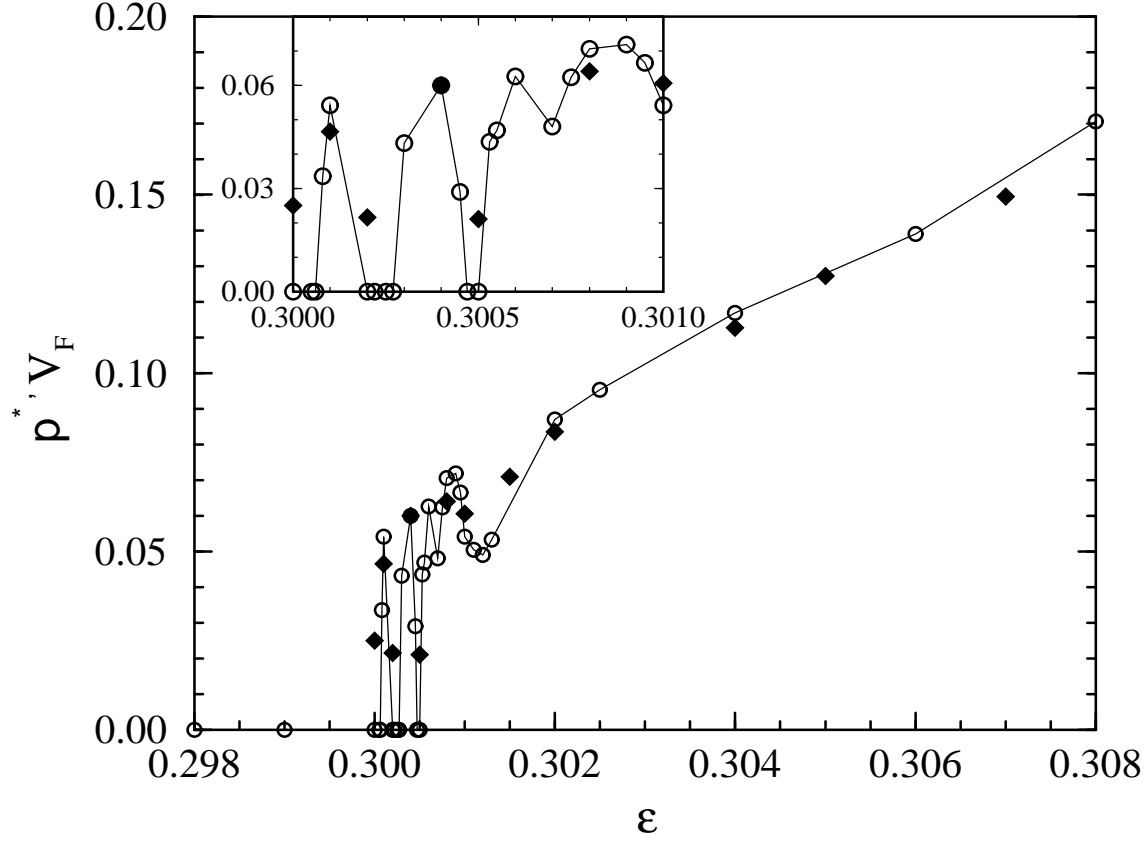


FIG. 4. Dependence of the synchronization threshold  $p^*$  on the coupling constant  $\epsilon$  (diamonds) compared with the behaviour of  $V_F$  (open circles), the  $V_F$ -values are properly re-scaled. In the inset an enlargement of the region around  $\epsilon = 0.3$  is shown. The line is a guide to eye.