

# Breakdown of the magnetization plateau of the $S = 1/2$ ferromagnetic-ferromagnetic-antiferromagnetic trimerized spin chain with anisotropy

Atsuhiko Kitazawa and Kiyomasa Motoz

Department of Physics, Kyushu University 33, Fukuoka 812-8581, Japan  
 Department of Physics, Tokyo Institute of Technology, Oh-okayama, Meguro-ku,  
 Tokyo 152-8551, Japan

**Abstract.** We study the breakdown of the magnetization plateau at the magnetization  $M = M_S/3$  ( $M_S$  is the saturation magnetization) of the  $S = 1/2$  anisotropic spin chain with ferromagnetic-ferromagnetic-antiferromagnetic interactions. We consider the model with the isotropic ferromagnetic (trimer) coupling  $J_F$ , and the anisotropic antiferromagnetic coupling ( $J_x = J_y = J_{AF}$  and  $J_z = J_{AF}$ ). For the large  $J_F = J_{AF}$  limit, the model is equivalent to the  $S = 3/2$  XXZ chain with the exchange anisotropy. There is a phase transition between the plateau (small  $J_F$ ) and the no-plateau (large  $J_F$ ) regions. This phase transition is of the Berezinskii-Kosterlitz-Thouless type, and we determine the phase boundary from the numerical diagonalization data. Especially for  $J_F = 1$ , the phase transition point between the plateau and the no-plateau regions is  $J_{AF} = 15.4$ .

## 1. Introduction

Recently, there has been a considerable interest in the magnetization process of one-dimensional quantum spin systems. In particular, magnetization plateau is observed in experimental and theoretical works, such as the  $S = 1/2$  ferromagnetic-ferromagnetic-antiferromagnetic trimerized spin chain [1, 2], the  $S = 1$  spin chain with the bond-alternation (and single ion anisotropy) [3, 4, 5, 6], the  $S = 3/2$  spin chain with single ion anisotropy [7, 8], N-leg spin ladders [9, 10], the  $S = 1/2$  zig-zag chain with the bond-alternation [11, 12], and the alternating spin Heisenberg chain with  $S = 1/2$  and 1 [13, 14]. This phenomenon stems from the strong quantum fluctuation due to the low dimensionality. Extending the Lieb-Schultz-Mattis theorem [15], Oshikawa, Yamanka, and Aroca [7] gave a necessary condition for the appearance of the magnetization plateau as a fractional quantized form,  $p(S - \text{hmi}) = \text{integer}$ , where  $p$  is the periodicity of the magnetic ground states in the thermodynamic limit,  $S$  is the magnitude of the spin, and  $\text{hmi}$  is the magnetization per site. Because this is the necessary condition, it depends on the details of the model whether the magnetization plateau exists or not, even if their condition is satisfied. In fact, there are no magnetization plateau for simple antiferromagnetic Heisenberg spin chains (except for zero magnetization (Haldane gap)) [16].

In this paper, we study the  $S = 1/2$  trimerized XXZ spin chains in a magnetic field  $h$

$$H = \sum_{j=1}^{3L} [J_F (H_{3j-2;3j-1}(1) + H_{3j-1;3j}(1)) + J_{AF} H_{3j;3j+1}(1)] - hM \quad (1)$$

$$= J_{AF} \sum_{j=1}^{3L} [ (H_{3j-2;3j-1}(1) + H_{3j-1;3j}(1)) + H_{3j;3j+1}(1) ] - hM$$

where

$$H_{j;k}(1) = S_j^x S_k^x + S_j^y S_k^y + S_j^z S_k^z; \quad (2)$$

$S_j(1) = (x, y, z)$  is the spin-1/2 operator at the  $j$ -th site,  $J_F = J_{AF}$ ,  $J_{AF} > 0$ , and  $M = \sum_{k=1}^{3L} S_k^z$ . We consider the parameter region  $1 < \frac{h}{J_{AF}} < 1$ . For  $\frac{h}{J_{AF}} = 1$ , this is a model of  $3\text{CuCl}_2$  [2dx], for which Ajiro et al. [17] measured the magnetization process. Hida studied this model using the numerical diagonalization for  $L = 4; 6; 8$  systems. In his results, for small  $\frac{h}{J_{AF}} < \frac{h}{J_{AF}} = 2/3$  there exists a plateau in the magnetization process at  $M = M_{1=3} = M_S/3$  where  $M_S = 3L/2$  is the saturation magnetization, whereas it seems to disappear for  $\frac{h}{J_{AF}} > \frac{h}{J_{AF}} = 2/3$ . For  $3\text{CuCl}_2$  [2dx], Hida evaluated the trimer coupling as  $J_{AF} = 4/5$ . Roji and Miyashita [18] calculated the magnetization curve by the quantum Monte Carlo simulation for  $\frac{h}{J_{AF}} = 5$  and a magnetization plateau did not appear. In these studies, however, the phase boundary between the plateau and the no-plateau regions is not specified clearly.

In this model, schematic magnetization curves are shown in Figure 1. For the weak ferromagnetic coupling case (Figure 1 (a)), the magnetization plateau appears in the interval  $h_{c1} < h < h_{c2}$ , where the magnetization remains  $1/3$  of the saturation magnetization. In a crude argument, two spins  $S_{3j}$  and  $S_{3j+1}$  (connected by antiferromagnetic bond) tend to form singlet, and the remaining  $L$  spins are aligned upward. In the limit  $\frac{h}{J_{AF}} \rightarrow 1$ , the low-energy behaviour of the present model effectively reduces to that of the  $S = 3/2$  XXZ spin chain [1],

$$H = \sum_{j=1}^{3L} [J_{3=2} (S_j^x S_{j+1}^x + S_j^y S_{j+1}^y + S_j^z S_{j+1}^z) - h \sum_{j=1}^{3L} S_j^z]; \quad (3)$$

where  $J_{3=2} = J_{AF} = 9$  and  $S_j = S_{3j-2} + S_{3j-1} + S_{3j}$ , and in this limit it is believed that there does not exist a magnetization plateau at  $M = M_{1=3}$ . Thus there should exist a transition between the plateau and the no-plateau (Figure 1 (b)) regions at the magnetization  $M = M_{1=3}$ . According to the bosonization approach [2], this transition should be the Berezinskii-Kosterlitz-Thouless (BKT) type [19, 20, 21], and the width of the plateau  $h(M = M_{1=3}) = h_{c2} - h_{c1}$  near the transition point behaves singularly as

$$h_{c2} - h_{c1} \sim \exp(-C \frac{1}{\frac{h}{J_{AF}} - \frac{h}{J_{AF}} = 2/3}); \quad (4)$$

where  $C$  is a constant. This singular behaviour makes it difficult to study the critical properties numerically.

In our previous paper [22], we studied an  $S = 1/2$  trimerized spin chain:

$$H = \sum_{j=1}^{3L} [f(1-t)(H_{3j-2;3j-1}(1) + H_{3j-1;3j}(1)) + (1+2t)H_{3j;3j+1}(1)] - hg; \quad (5)$$

For this model, we found that in the region surrounded by the three points  $(\phi; t) = (0.729; 0)$ ,  $(1; 1)$ , and  $(1; 0.5)$ , there is a no-plateau region at the magnetization  $M = M_S = 3$ . Based on the conformal field theory and the renormalization group analysis, we determined this phase boundary successfully. The multicritical point  $(\phi; t) = (0.729; 0)$  is consistent with the numerical Bethe ansatz calculation [10]. In the present study, we apply the same analysis and the numerical approach to the model (1).

The plan of this paper is as follows. In the next section, to study the critical properties we consider an effective continuum model by use of the bosonization technique. In section 3, we firstly explain the method to determine the phase boundary between the plateau and the no-plateau regions at the  $l=3$  full magnetization numerically. Next, we show our numerical results with finite size systems, and give our obtained boundary between the plateau and the no-plateau regions. We also check the consistency on the critical behaviour. The last section is devoted to summary and discussion.

## 2. Phase transition

To see the appearance and the disappearance of the magnetization plateau, we introduce the effective continuum model of the Hamiltonian (1). In the calculation, it is convenient to use the unitary transformation  $S_{3j-1}^x \rightarrow S_{3j-1}^x, S_{3j-1}^y \rightarrow S_{3j-1}^y, S_{3j-1}^z \rightarrow S_{3j-1}^z$  for all  $j$ , and the following parametrization [2]

$$H = J_0 \sum_{j=1}^{X^L} (1 + \gamma) (h_{3j-2;3j-1}^2 + h_{3j-1;3j}^2) + (1 - 2\gamma) h_{3j;3j+1}^2 \quad (6)$$

$$+ J_0 \sum_{j=1}^{X^L} (\phi_0 + z) (S_{3j-2}^z S_{3j-1}^z + S_{3j-1}^z S_{3j}^z) + (\phi_0 - 2z) S_{3j}^z S_{3j+1}^z$$

$$+ hM; \quad (7)$$

$$h_{j;k}^2 = S_j^x S_k^x + S_j^y S_k^y; \quad (7)$$

where

$$J_0 = J_{AF} \frac{2 + 1}{3};$$

$$\gamma = (\phi - 1)/(2 + 1);$$

$$\phi_0 = (\phi + 2)/(2 + 1); \quad (8)$$

$$z = (\phi + 1)/(2 + 1);$$

Using the Jordan-Wigner transformation we firstly map the spin system to a spinless fermion system. Then linearizing the dispersion relation of the spinless fermions around the Fermi point, and with the standard bosonization procedure, we obtain an effective continuum model which describes the low-energy properties of the original system.

The bosonized Hamiltonian of this model is obtained by Okamoto [2], as

$$H = \sum_{\mathbf{r}} \frac{dx}{2} v_S K (\phi(\mathbf{r}))^2 + \frac{v_S}{K} \frac{d}{dx} \phi(\mathbf{r}) + \sum_{\mathbf{r}} \frac{dx}{2} \cos(\frac{p}{2} + 2(k_F - \pi/3)x) \quad (9)$$

where  $v_s$  is the sound velocity of the system,  $\mathbf{p}$  is the momentum density conjugate to  $\phi$ ,  $[\phi(\mathbf{x}); \phi(\mathbf{x}')] = i(\mathbf{x} \times \mathbf{x}')$ , and  $k_F = \frac{1}{2} - \frac{M}{M_s}$  is the Fermi point of the spinless fermion model. We define the lattice spacing as 1. Due to the oscillating property, the second term is important only for  $M = M_{1=3}$  (i.e.,  $k_F = \pm 3$ ), and in the following we consider the system at this magnetization. The parameters  $v_s$ ,  $K$ , and  $y$  are related to  $J_0$ ,  $\gamma_z$ , and  $\gamma_0$  as

$$v_s = J_0 \frac{p}{AC}; \quad K = \frac{r}{A} \frac{C}{A}; \quad y v_s = J_0 (2\gamma_z + \gamma_0); \quad (10)$$

where

$$A = \frac{1}{8} \left( 1 + \frac{5}{3} \gamma_0 \right); \quad C = 2 \left( 1 - \frac{0}{3} \right); \quad (11)$$

The dual field conjugate to  $\phi$  is defined by  $\theta = \frac{1}{2} \phi$ , and we make the identification  $\theta + \frac{1}{2} \phi$ ,  $\theta + \frac{1}{2} \phi$ . The spin operator in the continuum picture is given by

$$S^z(\mathbf{x}) = \frac{1}{6} + \frac{1}{2} \frac{d}{dx} \phi(\mathbf{x}) + \frac{1}{3} \cos\left(\frac{p}{2} + 2k_F \mathbf{x} = 3\right); \quad (12)$$

In the Hamiltonian (9), the first term has a scale invariance and the second term violates it. For the free field case  $y = 0$ , the scaling dimension of the operator  $\frac{1}{2} \cos \frac{p}{2}$  depends on the Gaussian coupling  $K$  as  $x = K/2$ . Thus the second term of eq. (9) is relevant or irrelevant according as the renormalized value of  $K$  is  $K < 4$  ( $x < 2$ ) or  $K > 4$  ( $x > 2$ ). In case of  $y \neq 0$ , denoting  $K = 4(1 + y_0/2)$  near  $K = 4$ , we have the following renormalization group equations [21],

$$\frac{dy_0(L)}{d \ln L} = -y_0(L)^2; \quad \frac{dy(L)}{d \ln L} = -y_0(L)y(L); \quad (13)$$

where  $L$  is an infrared cut-off. For  $y > y_0 > 0$ , the scaling field  $y$  is renormalized to 0, and  $y_0$  goes to a finite value; the system is critical and the magnetization plateau does not appear at  $M = M_{1=3}$ . On the other hand, for  $y_0 < y$ ,  $y$  flows to infinity and  $K$  flows to 0. The phase field is locked to  $\theta = \pm \frac{p}{2}$ . For the spin model (1), this means that the second term in equation (9) makes two spins connected by the antiferromagnetic bond form a singlet, resulting in the appearance of the  $M_{1=3}$  magnetization plateau. The BKT transition occurs at  $y_0 = y$ , and at the transition point, we obtain

$$y_0(L) = \frac{Y_0}{Y_0 \ln(L=L_0) + 1}; \quad (14)$$

where  $y_0 > 0$  and  $L_0$  are some constants. Thus  $y_0(L)$  flows to 0 very slowly. Near the transition point and  $y_0 < y$ , the energy gap, that is, the width of the plateau behaves as eq. (4) [21].

### 3. Numerical method and results

#### 3.1. Finite-size behaviour

In order to study the system numerically, let us consider the finite size behaviour of the model (9). The scaling dimension of the primary field  $O_{m,n} = \exp(i m \frac{p}{2} + i n \frac{\phi}{2})$  for  $y = 0$  is given by

$$x_{m,n} = \frac{K}{2} m^2 + \frac{1}{2K} n^2; \quad (15)$$

According to the finite-size scaling theory by Cardy [23], the excitation energy of the finite size system at a critical point is related to the scaling dimension as

$$x_{m,n}(L) = \frac{L}{2\nu_S} (E_{m,n}(L) - E_g(L)); \quad (16)$$

where  $E_g(L)$  is the ground state energy of  $L$ -site system with periodic boundary condition (PBC). Near the BKT transition point (K=4), the excitation energy is written as

$$\frac{L}{2\nu_S} E_{m,0}(L) = \frac{K(L)}{2} m^2 = 2 - 1 + \frac{Y_0(L)}{2} m^2; \quad (17)$$

$$\frac{L}{2\nu_S} E_{0,n}(L) = \frac{1}{2K(L)} n^2 = \frac{1}{8} - 1 - \frac{Y_0(L)}{2} n^2; \quad (18)$$

for integer  $m$  and  $n$ . In the spinless fermion language, the integer variable  $m$  is the number difference between the left and the right moving fermions. The variable  $n$  is the increment of the fermion number, and relates to the magnetization as  $n = M - M_{1=3}$ . Thus considering the equation (14), we have the logarithmic size corrections for finite-size spectrum.

In the numerical calculation for finite size systems, we calculate the energy of the model (1) with fixing the magnetization  $M = \sum_j S_j^z$  and with  $h = 0$ . If the magnetization curve is continuous at the magnetization  $M = M_{1=3}$ , the two values  $h(M_{1=3}=L)$

$$\begin{aligned} h_+(M_{1=3}=L) &= E(M_{1=3} + 1; L) - E(M_{1=3}; L); \\ h_-(M_{1=3}=L) &= E(M_{1=3}; L) - E(M_{1=3} - 1; L); \end{aligned} \quad (19)$$

coincide at  $L \rightarrow 1$ ,  $\lim_{L \rightarrow 1} h_-(M_{1=3}=L) = h(l=2)$ , and this is the magnetic field in the thermodynamic limit. Here  $E(M; L)$  is the lowest energy for the  $L$ -site system with the magnetization  $M$  and  $h = 0$ . Then the excitation energy in eq. (18) can be calculated as

$$E_{0,n} = E(M_{1=3} + n; L) - nh(l=2) - E(M_{1=3}; L); \quad (20)$$

For the critical system, we have  $E_{0,n} = E_{0,-n}$ . Averaging these two values we can eliminate the magnetic field as

$$E_{0,-n} = \frac{1}{2} [E(M_{1=3} + n; L) + E(M_{1=3} - n; L)] - E(M_{1=3}; L); \quad (21)$$

In the spinless fermion language, the magnetic field plays the role of the chemical potential  $h(M_{1=3}=L) = [E(M_{1=3} + 1; L) - E(M_{1=3} - 1; L)]/2$ .

If the two limits  $\lim_{L \rightarrow 1} h_+(M_{1=3}=L)$  and  $\lim_{L \rightarrow 1} h_-(M_{1=3}=L)$  do not coincide, there exists a magnetization plateau at the magnetization  $M_{1=3}$ , and the width of the plateau is given by  $h(l=2) = \lim_{L \rightarrow 1} [h_+(M_{1=3}=L) - h_-(M_{1=3}=L)] = 2 \lim_{L \rightarrow 1} E_{0,-1}(L)$ .

To determine the BKT transition point, we apply the method proposed by Nomura and Kitazawa [24], in which a level crossing of some excitation levels is used. Under the twisted boundary condition (TBC)  $S_{3L+1}^{xy} = S_1^{xy}$ ,  $S_{3L+1}^z = S_1^z$ , the primary operator  $O_{m,n}$  shifts to the operator  $O_{m+1=2n}$  in the quantum spin chain [25, 26, 27].

For the scaling dimensions of operators  $\frac{P}{2} \cos(\frac{\phi}{2})$  and  $\frac{P}{2} \sin(\frac{\phi}{2})$ , we have the following finite size corrections

$$\begin{aligned} x_{1=2;0}^c(L) &= \frac{1}{2} + \frac{1}{4}Y_0(L) + \frac{1}{2}Y(L); \\ x_{1=2;0}^s(L) &= \frac{1}{2} + \frac{1}{4}Y_0(L) - \frac{1}{2}Y(L); \end{aligned} \quad (22)$$

The dependence of the coupling  $Y$  comes from the first order perturbation of the second term in equation (9). [Due to the charge neutrality condition in the model (9), operators  $O_{0,m}$  are not corrected in this order.]

Denoting  $Y = Y_0(1+t)$  near the transition point, we have

$$\begin{aligned} x_{1=2;0}^c(L) &= \frac{1}{2} + \frac{3}{4}Y_0(L) + \frac{2}{3}t; \\ x_{1=2;0}^s(L) &= \frac{1}{2} - \frac{1}{4}Y_0(L)(1+2t); \end{aligned} \quad (23)$$

On the other hand, from eq. (18) the scaling dimension of  $O_{0;-2}$  is given by

$$x_{0;-2}(L) = \frac{1}{2} - \frac{1}{4}Y_0(L) = \frac{L}{2v_s} E_{0;-2}(L); \quad (24)$$

From these equations, we see that  $x_{0;-2}$  and  $x_{1=2;0}^s$  cross linearly at the transition point ( $t=0$ ).

The energies corresponding to the operators  $\frac{P}{2} \cos(\frac{\phi}{2})$  and  $\frac{P}{2} \sin(\frac{\phi}{2})$  are obtained by two low-lying energies with the twisted boundary condition as

$$\begin{aligned} E_{1=2;0}^c &= \frac{2v_s}{L} x_{1=2;0}^c(L) = E^{TBC}(M_{1=3};L;P=1) - E(M_{1=3};L); \\ E_{1=2;0}^s &= \frac{2v_s}{L} x_{1=2;0}^s(L) = E^{TBC}(M_{1=3};L;P=-1) - E(M_{1=3};L); \end{aligned} \quad (25)$$

Here  $E^{TBC}(M_{1=3};L;P)$  are two low-lying energies under the TBC. The two states with these energies are distinguished by the parity of the space inversion  $P: S_j \rightarrow S_{3L-j+1}$  (in the sine-Gordon model (9),  $\phi \rightarrow -\phi$ ). Thus the energy differences  $E_{0;-2}$  and  $E_{1=2;0}^s$  should cross at the transition point.

### 3.2. Results

In numerical calculation, we consider finite size systems ( $L=4;6;8$ ) with the PBC and the TBC. Using the above mentioned degeneracy at the transition point, we determine the phase boundary and also check the universality class of the phase transition.

For the PBC, the Hamiltonian is invariant under the translation  $S_j \rightarrow S_{j+3}$ , and the corresponding eigenvalue is the wave-number  $q = 2\pi k/L$  ( $k = L/2+1; \dots; L/2$ ). In the whole region, the lowest energy states with  $M = M_{1=3}; M_{1=3}-2$  have the wave-number  $q=0$  and the parity of the space inversion  $P=1$ .

Figure 2 shows the behaviour of  $E_{0;-2}$  and  $E_{1=2;0}^{c;s}$  for  $L=6$  system. There is a level crossing between  $E_{1=2;0}^s$  and  $E_{0;-2}$ , as is described in equations (23), and (24). The size dependence of the crossing point is shown in Figure 3, from which the extrapolated value is estimated as  $c(\phi=0.5) = 5.75$ .

In Figure 4 we show the crossing points for  $L=4;6;8$  on the  $\phi$  plane. The line is the extrapolated value in the polynomials of  $1/L^2$ , and this is the boundary

between the plateau and the no-plateau regions. This line increases with  $\beta$  from  $\beta = 0$  at  $\gamma = 1$  to  $\beta = 15.4$  at  $\gamma = 1$ . This is explained by the fact that when we decrease  $\beta$  from 1, the dimerization effect in the antiferromagnetic bond is weakened.

As a consistency check with the critical theory, we calculate the following averaged scaling dimension,

$$\frac{x_{1=2;0}^c(L) + 3x_{1=2;0}^s(L)}{4} : \quad (26)$$

Taking this average, we can eliminate the leading logarithmic correction (14) for finite size systems at the critical point  $t = 0$  [see equation (23)]. To calculate the scaling dimension, we need the sound velocity  $v_s$ . This can be calculated using the lowest energy with  $M = M_{1=3}$  and the wave-number  $q = 2\pi/L$  (corresponding to the U(1) current),

$$v_s = \lim_{L \rightarrow \infty} \frac{E(M_s=3; L; q=2\pi/L) - E(M_s=3; L)}{2\pi/L} : \quad (27)$$

Figure 5 shows the extrapolated value of the averaged scaling dimension (26) and the bare value of the  $L = 8$  system on the transition line. The averaged scaling dimension is very close to the expected value  $x = 1/2$ , whereas the bare values  $x_{1=2;0}^c(L)$  and  $x_{1=2;0}^s(L)$  are far from  $x = 1/2$  due to the logarithmic size correction.

To confirm the universality class of the phase transition for the  $M = M_{1=3}$  system, we also calculate the conformal anomaly number  $c$  from [28, 29]

$$\frac{E(M_s=3; L)}{L} = (M_s=3) \frac{v_s c}{6L^2} + \dots : \quad (28)$$

For the BKT critical point, the conformal anomaly number is  $c = 1$ . We see that the value  $c$  is close to 1 within the error of a few percent (e.g.  $c = 1.01$  for  $\beta = 1$ ). Thus we can conclude that the transition between the plateau and the no-plateau region at  $M = M_{1=3}$  is of the BKT type.

#### 4. Summary and discussion

We studied the plateau and the no-plateau transition of the model (1) for the magnetization  $M = M_s=3$ . For small  $\beta$  there exists a plateau in the magnetization process, while for large  $\beta$  there does not (Figure 1). By use of the effective continuum model and the renormalization group method, we saw that this quantum phase transition is of the Berezinskii-Kosterlitz-Thouless type. Based on the conformal field theory and the renormalization group analysis, we argued the finite size spectrum and determined the phase boundary (Figure 4) using a level-cross of special excitations (Figure 2). This boundary runs from  $(\beta; \gamma) = (1; 0)$  to  $(\beta; \gamma) = (1; 15.4)$ . We also checked the consistency of the critical theory and the numerical calculation, and concluded that the phase transition is of the BKT type.

The extrapolated critical point for  $\beta = 1$  is  $\gamma = 15.4$ , which is fairly larger than the value of the previous experimental and numerical studies [1, 17, 18]. As one explanation, this discrepancy may come from the following reason. The width of the plateau near the transition point is given by eq. (4), and the coefficient in exponential  $C$  is large for  $\beta = 1$ . Thus the narrow-plateau-width region (that is, the small gap region) is widely ranged. This means that it is difficult to estimate the plateau-width  $\Delta$  directly from the numerical calculation and also in finite temperatures.

According to Kosterlitz [21], the coefficient  $C$  is described as  $C \propto 1/\sqrt{y_0}$ , and from Figure 5, we see that  $y_0 (= y)$  is small at the transition point for  $\beta = 1$ . For the  $S = 3/2$  antiferromagnetic Heisenberg chain corresponding to the large limit, the Gaussian coupling  $K$  is calculated as  $K \approx 4.4$  (the compactification radius is  $R = (2K)^{-1/2} = 0.95 \approx 1$ ) in reference [7], which is slightly larger than the critical value  $K_c = 4$ . This fact supports the large value of  $\beta_c$  for  $\beta = 1$ .

Acknowledgments

We thank K. Nomura and M. Oshikawa for useful discussions. The computation of this work was done partially using the facilities of the Supercomputer Center, Institute for Solid State Physics, University of Tokyo.

## References

- [1] K. Hida, J. Phys. Soc. Jpn. 63 (1994) 2359.
- [2] K. Okamoto, Solid State Commun. 98 (1996) 245.
- [3] T. Tōnegawa, T. Nakao, and M. Kaburagi, J. Phys. Soc. Jpn. 65 (1996) 3317.
- [4] K. Totsuka, Phys. Lett. A 228 (1997) 103.
- [5] Y. Nambu, M. Hagiwara, R. Sato, K. Kondo, H. Nakano and M. Takahashi, Physica B 246-247 (1998) 368.
- [6] M. Hagiwara, Y. Nambu, K. Kondo, M. Kohno, H. Nakano, R. Sato, and M. Takahashi, Phys. Rev. Lett. 80 (1998) 1312.
- [7] M. Oshikawa, M. Yamana, and I. A. A. eck, Phys. Rev. Lett. 78 (1997) 1984.
- [8] T. Sakai and M. Takahashi, Phys. Rev. B 57 (1998) R3201.
- [9] D. C. Cabra, A. Honecker, and P. Pujol, Phys. Rev. Lett. 79 (1997) 5126.
- [10] D. C. Cabra, A. Honecker, and P. Pujol, Phys. Rev. B 58 (1998) 6241.
- [11] T. Tōnegawa, T. Nishida, and M. Kaburagi, Physica B 246-247 (1998) 368.
- [12] K. Totsuka, Phys. Rev. B 57 (1998) 3454.
- [13] T. Kuramoto, J. Phys. Soc. Jpn. 67 (1998) 1762.
- [14] T. Sakai and S. Yamamoto, preprint (cond-mat/9905224), to appear in J. Phys.: Condens. Matter.
- [15] E. Lieb, T. D. Schultz, and D. C. Mattis, Ann. Phys. (N.Y.) 16 (1961) 407.
- [16] J. C. Bonner and M. E. Fisher, Phys. Rev. 135 (1964) A640; J. B. Parkinson and J. C. Bonner, Phys. Rev. B 32 (1985) 4703.
- [17] Y. Ajiro, T. Amano, T. Inami, H. Arita-Katori, and T. Goto, J. Phys. Soc. Jpn. 63 (1994) 859.
- [18] M. Roji and S. Miyashita, J. Phys. Soc. Jpn. 65 (1996) 1994.
- [19] V. L. Berezinskii, Zh. Eksp. Teor. Fiz. 61 (1971) 1144 (Engl. transl. Sov. Phys. JETP 34 (1972) 610).
- [20] J. M. Kosterlitz and D. J. Thouless, J. Phys. C: Solid State Phys. 6 (1973) 1181.
- [21] J. M. Kosterlitz, J. Phys. C: Solid State Phys. 7 (1974) 1046.
- [22] K. Okamoto and A. Kitazawa, J. Phys. A: Math. Gen. 32 (1999) 4601.
- [23] J. L. Cardy, J. Phys. A: Math. Gen. 17 (1984) L385; Nucl. Phys. B 270 [FS16] (1986) 186.
- [24] K. Nomura and A. Kitazawa, J. Phys. A: Math. Gen. 31 (1998) 7341.
- [25] F. C. A. Karaz, M. N. Barber, and M. T. Batchelor, Phys. Rev. Lett. 58 (1987) 771; Ann. Phys. 182 (1988) 280.
- [26] C. Destri and H. J. de Vega, Phys. Lett. B 223 (1989) 365.
- [27] T. Fukui and N. Kawakami, J. Phys. Soc. Jpn. 65 (1996) 2824.
- [28] H. W. J. Blöte, J. L. Cardy, and M. P. Nightingale, Phys. Rev. Lett. 56 (1986) 742.
- [29] I. A. A. eck, Phys. Rev. Lett. 56 (1986) 746.



Figure caption

Figure 1.

Schematic magnetization curve. (a): for  $\mu < \mu_c$ . (b): for  $\mu > \mu_c$ .  $h_c$  is the saturation field.  $m$  is the magnetization per trimer  $M = L$ .

Figure 2.

Energy differences  $E_{1=2;0}^c$  (2),  $E_{1=2;0}^s$  ( ), and  $E_{0;2}$  (+) for the  $L = 6$ ,  $\mu = 0.5$  system. These values are defined in equations (21) and (25) in the text. We see a level crossing between  $E_{1=2;0}^s$  and  $E_{0;2}$ .

Figure 3.

Size dependence of the crossing point  $\mu_c$  for  $\mu = 0.5$ .

Figure 4.

Crossing points for  $L = 4$  (+),  $L = 6$  ( ), and  $L = 8$  ( ). The solid line is the extrapolated values.

Figure 5.

Extrapolated values of the averaged scaling dimension  $(x_{1=2;0}^c + 3x_{1=2;0}^s)/4$  on the transition line ( ). We also show the bare values of  $x_{1=2;0}^c$  ( $L = 6; 2$ ) and  $x_{1=2;0}^s$  ( $L = 6; 2$ ).

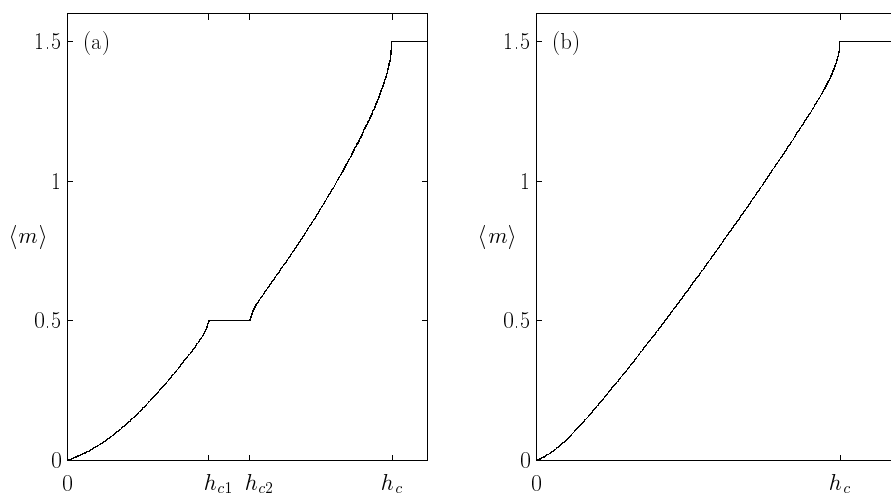


Figure 1.

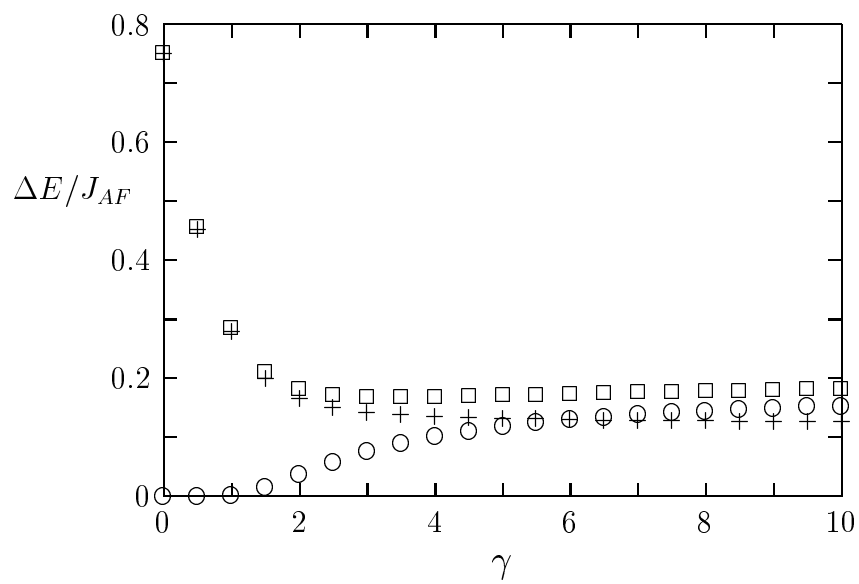


Figure 2.

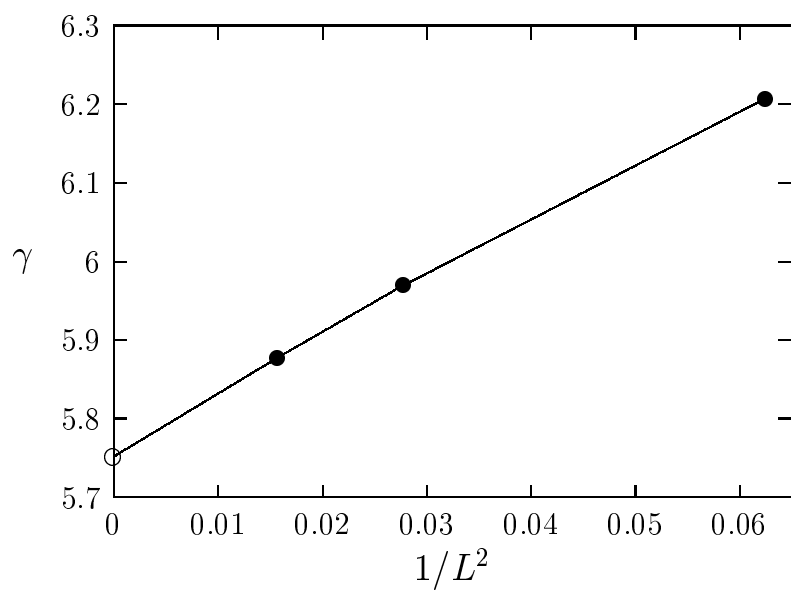


Figure 3.

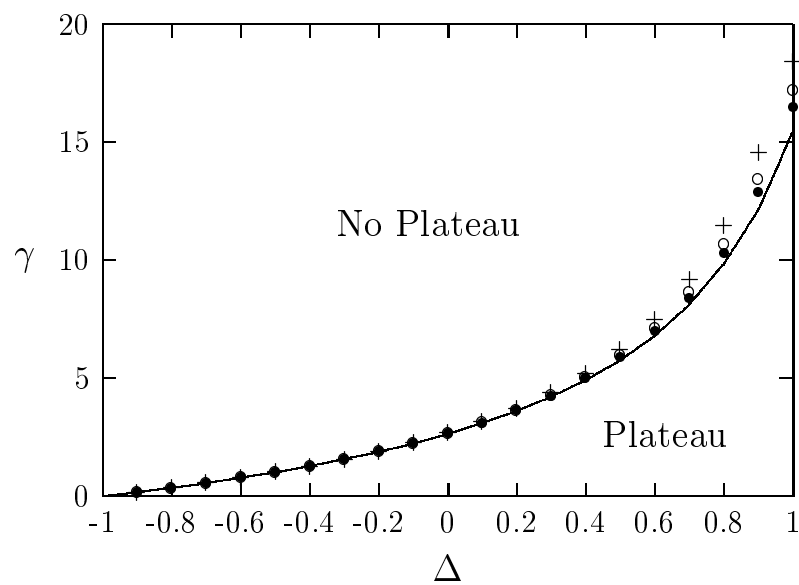


Figure 4.

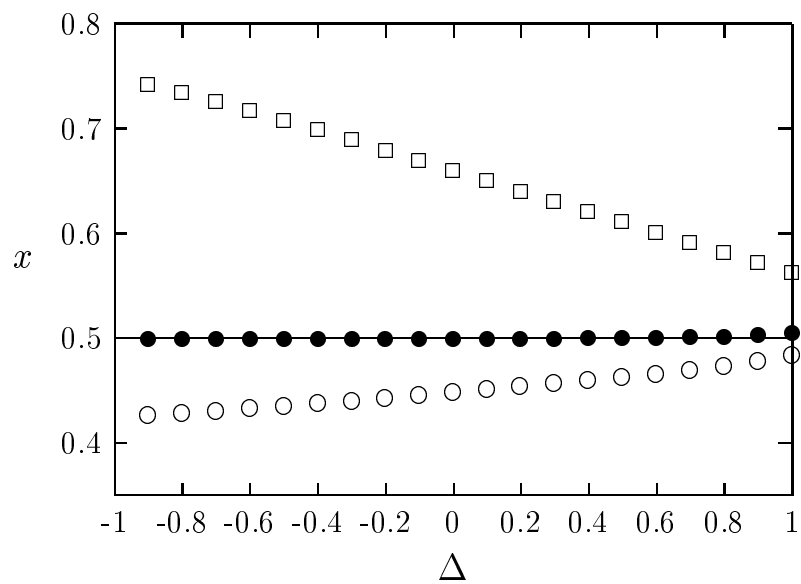


Figure 5.