

STRUCTURAL PHASE TRANSITIONS AND SOUND VELOCITY ANOMALIES IN $\text{La}_{1-x}\text{Sr}_x\text{MnO}_3$

Yu.P.Gaidukov^{a,1}, N.P.Danilova^a, N.A.Vassilieva^a, A.M.Balbashov^b

^a *Department of Physics, M. V. Lomonosov Moscow State University, 119899 Moscow, Russia*

^b *Moscow Power Engineering Institute, 105835 Moscow, Russia*

The sound velocities dependencies on temperature $V(T)$ were measured by means of resonance method have on the thin plates of quasimonocrystalline manganites $\text{La}_{1-x}\text{Sr}_x\text{MnO}_3$. Results are presented for $x=0.1, 0.125, 0.15, 0.175$ and 0.2 in the temperature range from 70 to 350K . The $V(T)$ behavior correlates with those of susceptibilities $\chi_{ac}(T)$ and magnetic moment $M(T)$. For $x=0.175$ and 0.2 the transition to ferromagnetic state is accompanied by appearance of large but smooth rise in $V(T)$ whereas structural phase transition between the rhomboedral (R) and orthorhombic (O) structures is accompanied by sharp increase up to $15\text{-}20\%$ in $V(T)$. For $x=0.1, 0.125$ and 0.15 the structural phase transition between Jahn-Teller distorted orthorhombic structure (O') and pseudocubic one (O'') is accompanied by deep minimum ($\approx 20\text{-}30\%$) in $V(T)$.

PACS: 62.65.+k; 75.30.Kz; 64.70.Rb; 43.20.Hq

Keywords: manganites $\text{La}_{1-x}\text{Sr}_x\text{MnO}_3$; ultrasound; sound velocity; structural phase transition; susceptibility.

1. Introduction

Below there are presented the more detailed than previously [1] results of sound velocities' investigations in perovskite-type manganite $\text{La}_{1-x}\text{Sr}_x\text{MnO}_3$ over the wide temperature range. The goal of these investigations was to establish correlation between elastic moduli and various magnetic and structure transitions.

2. Experimental method

The plate-like samples of different shape (discs, squares, rectangles and half-disks) were cut from quasimonocrystals prepared by floating zone melting with radiation heating [2]. The thickness of samples were $\approx 1\text{ mm}$, the other dimensions were of 2.5 to 8 mm . The sound velocities were determined from resonance acoustic frequencies [3] observed in the frequency range $f=0.1\text{-}3\text{ MHz}$ in magnetic fields $H=500\text{ Oe}$. Isotropic model has been used to obtain numerical values for sound velocities from resonance frequencies. The excitation of elastic vibrations in the sample was caused by contact-free method through direct and inverse magnetostrictions [1,3]. In addition to these measurements the ac magnetic susceptibilities χ_{ac} were examined on $f=0.3\text{ MHz}$. The magnetic field dependence of magnetic moment $M_s(H)$ were obtained by induction magnetometer at given temperatures. The temperature range of measurements was $T=70\text{-}350\text{K}$.

3. Results and discussion

¹ Corresponding author: Fax:+7(095) 932 88 76; e-mail: gaidukov@lt.phys.msu.su

Fig.1 presents the typical behavior of the transverse sound velocities V_t as a function of T for $x=0.175$ and 0.2 (here and further all the dependencies were taken on temperature increase).

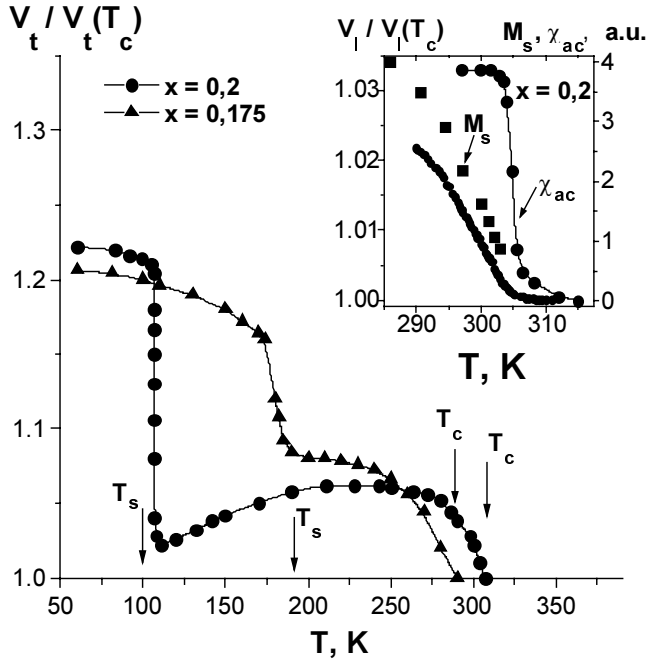


Fig. 1.

indicates the first order of the structural transition. As the experiments show in the vicinity of T_c a spontaneous magnetization M_s undergo jump-like decrease of $\approx 4\%$ (in the vicinity of $0.15 \mu B$ on Mn) and susceptibility - of $\approx 25\%$. Simultaneously with this jump-like decrease amplitudes of acoustic resonance increase several times. This is evidence that this new state is characterized by increased magnetostiction [5].

For $x=0.15$ $V(T)$ and $\chi_{ac}(T)$ dependencies are presented on Fig.2. As temperature decrease the sound velocities decrease significantly, attaining minimum at $T_{min} \approx 205K$. A strong increase of one occurs with further temperature decrease. For one of the samples of this composition it has been possible to determine the transverse velocity V_t , longitudinal three-dimensional one V_l and the velocity of zeroth longitudinal symmetric Lamb wave V_l^{plate} . At T_{min} these ones are equal respectively to $V_t=2.3$, $V_l=5.7$ and $V_l^{plate}=3.9$ (in units of $105cm/sec$). These values lead us to Poisson's ratio $\sigma=0.4$. As the temperature decreases further the Poisson's ratio decreases too and at $T=150K$ $\sigma=0.35$. Special attention must be given to the fact that in the vicinity of T_{min} there has been not observed any peculiarity in

The vertical arrows indicate the magnetic (paramagnetic-ferromagnetic, T_c) and structural ($R \rightarrow O$, T_s) phase transitions according to [4]. From this figure one can see that the sound velocity depends only slightly on the temperature (see inset on fig.1). The sudden pronounced rise in $V(T)$ by 6-8% occurs below T_c . These $V(T)$ behavior are attributed to influence of $La_{0.8}Sr_{0.2}MnO_3$ magnetic state on elastic moduli of samples. This is confirmed by correlation in behaviors of $V(T)$ and $M_s(T)$. Far from T_c another mechanism arouses caused softening of elastic moduli. As a consequence $V(T)$ has attained a gentle maximum or show a decrease. At T_s the sound velocity increases abruptly by 10-20% and here a temperature hysteresis ($\approx 10-15K$) has been observed. This indi-

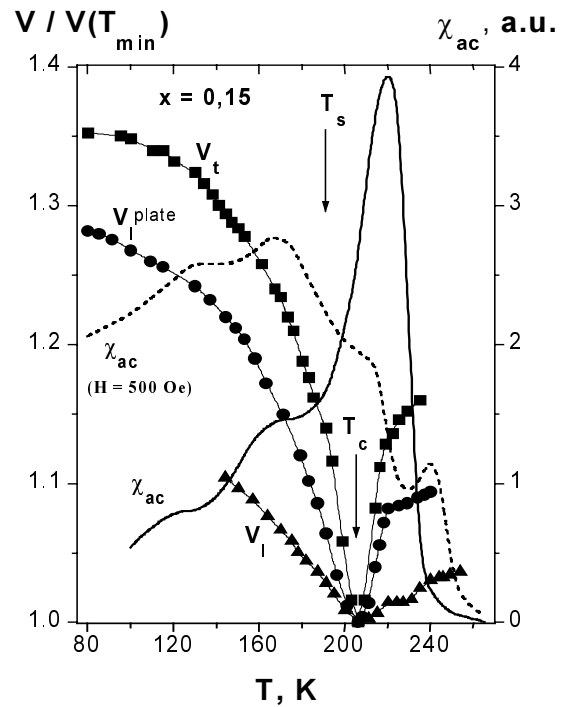


Fig. 2.

icates the first order of the structural transition. As the experiments show in the vicinity of T_c a spontaneous magnetization M_s undergo jump-like decrease of $\approx 4\%$ (in the vicinity of $0.15 \mu B$ on Mn) and susceptibility - of $\approx 25\%$. Simultaneously with this jump-like decrease amplitudes of acoustic resonance increase several times. This is evidence that this new state is characterized by increased magnetostiction [5].

$\chi_{ac}(T)$ ($H=20\text{Oe}$) behavior. Nevertheless we are inclined to believe that $T_{\min}=205\text{K}$ corresponds to structural phase transition between Jahn-Teller distorted orthorhombic structure (O') and pseudocubic one (O'') (the temperature hysteresis $\approx 5^\circ$ also occurs here). A discrepancy between this assumption and diagram from [4] (see vertical arrows on fig.2) is attributable to probable discrepancy between stoichiometric composition of sample and nominal one. In any case according to behavior of $\chi_{ac}(T)$ the magnetic transition occurs above T_{\min} at $T \approx 220\text{K}$. It is conceivable that appreciable softening of elasticity below $TO' \rightarrow O''$ and maximum in $\chi_{ac}(T)$ ($H=20\text{ Oe}$) are not caused by the same reason. Under $H=500\text{ Oe}$ the maximum in $\chi_{ac}(T)$ shifts to a higher temperature and a sudden sharp jump with the following break appeared on the $\chi_{ac}(T)$ curve at $T \approx 220\text{K}$. The position of the latter is not varied under further

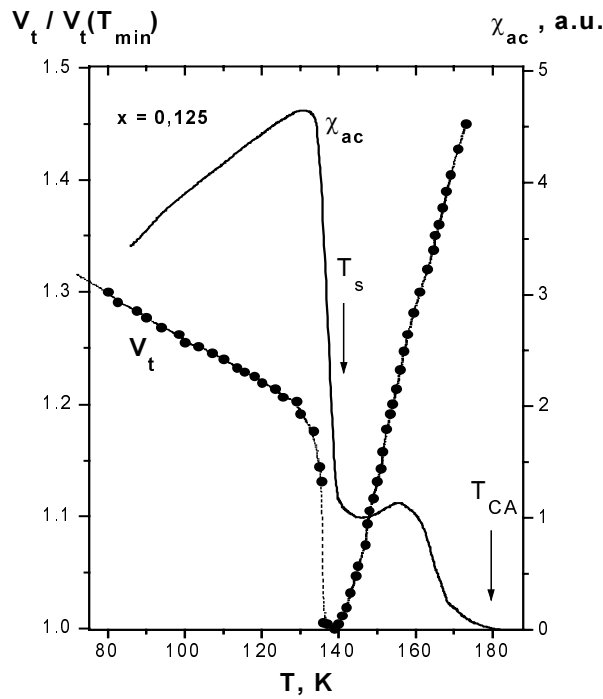


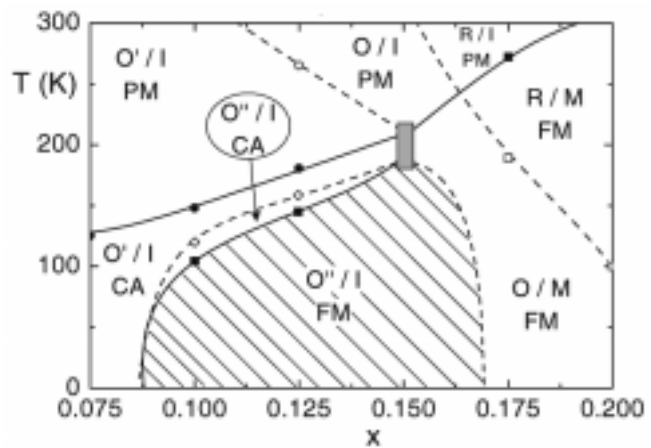
Fig. 3.

dependence is characterized by sharp decreasing of sound velocity, deep minimum at $T=138\text{K}$, further jump up to 15% and then by gradual increasing some more than 15%. Minimal value is $V_t \approx 1,9 \cdot 10^5 \text{ cm/sec}$. The reason of gradual increasing of $V_t(T)$ should be magnetic state of sample whereas the jump of $V_t(T)$ at $T=138\text{K}$ should be attributed by the structural phase transition between Jahn-Teller distorted orthorhombic (O') phase and pseudocubic (O'') one (here, as well as for $x=0.15$, the temperature hysteresis $\approx 5^\circ$ is observed). We failed to find any other transitions.

increase of the magnetic field. On the fig.2 the $\chi_{ac}(T)$ curves for $H=20\text{ Oe}$ and 500 Oe are shown at the different scales: the scale for $\chi_{ac}(T)$ ($H=500\text{ Oe}$) is four times larger than one for $H=20\text{ Oe}$.

The phase diagram in the vicinity of $x=0.15$ is too complicated to be determined unambiguously from our results.

For $x=0.125$ the temperature dependence of $\chi_{ac}(T)$ (Fig.3) might be interpreted as follows. In the vicinity of $T=155\text{ K}$ there is a magnetic transition between paramagnetic phase and canted antiferromagnetic (CA) one which is followed by ferromagnetic phase at $T \approx 138\text{K}$. Some difference between these temperatures and ones indicated in [4] (see the arrows on fig.3) are attributed to a probable less value of x ($x=0.115$ will suffice for these). As temperature decreases the $V_t(T)$ -



$\text{La}_{1-x}\text{Sr}_x\text{MnO}_3$ phase diagram. [4].

We are going to emphasize that magnetic field dependencies of sound velocities $V(H)$ demonstrated that at $T > T_{\min}$ the velocities decrease as H increase (about 5-7% at $H=104$ Oe) while at $T < T_{\min}$ - they do increase slightly. As it is has been known that the magnetic field influence on elastic moduli in antiferromagnetic state is greater than in ferromagnetic one, it might additionally testify that we are dealing with antiferromagnetism above T_{\min} and with ferromagnetism below T_{\min} .

The dependencies $\chi_{ac}(T)$ and $V_t(T)$ for $x=0.1$ reproduce ones for $x=0.125$ with a somewhat different value of peculiar temperatures: $T_{CA}=150K$, $T_{O' \rightarrow O''}=130K$

Hence the results of our investigations indicate that for $x < 0.175$ the structural transitions $O' \rightarrow O''$ and $CA \rightarrow FM$ coincide. For all the contents with $x \leq 0.2$ a strong correlation occurs between magnetic state of compounds and the temperature dependencies of elastic moduli.

Acknowledgements

We are grateful to Ya.M.Mukovskiiy who provided us with a high-quality sample. We are also grateful to R.Z.Levitin for valuable consultations. The work was performed under the State Program for Physics of Quantum and Wave processes and supported by the Russian Foundation for Basic Research (Projects no.98-02-17401 and no.97-02-17325).

References

- [1] Yu.P.Gaidukov, N.P.Danilova, A.A.Mukhin and A.M.Balbashov, JETP Lett. **68** (1998) 153.
- [2] A.M.Balbashov, S.G.Karabashev, Ya.M.Mukovskiiy et al., J.Cryst.Growth **167**, (1996) 365.
- [3] Yu.P.Gaidukov, N.P.Danilova, O.A.Sapozhnikov. Acoustical Physics, **45** (1999) 163.
- [4] M.Paraskevopoulos et al. Cond.-mat/9812305, (1998).
- [5] V.A.Komarov, *Kvazistatsionarnoe elektromagnitnoakusticheskoe preobrazovanie v metallach (Quasistationary Electromagnetic-to-Acoustic Transformation in Metals)*. Sverdlovsk. Ural.Nauchn.Tsentr Akad.Nauk SSSR (1986).