

# Spin-triplet superconductivity in $\text{Sr}_2\text{RuO}_4$ probed by Andreev reflection

F. Laube<sup>1</sup>, G. Goll<sup>1</sup>, H. v. Löhneysen<sup>1</sup>, M. Fogelström<sup>2</sup> and F. Lichtenberg<sup>3</sup>

<sup>1</sup> *Physikalisches Institut, Universität Karlsruhe, D-76128 Karlsruhe, Germany*

<sup>2</sup> *Institut für Theoretische Festkörperphysik, Universität Karlsruhe, D-76128 Karlsruhe, Germany*

<sup>3</sup> *Experimentalphysik VI, Elektronische Korrelationen und Magnetismus, Institut für Physik, Universität Augsburg, 86135 Augsburg, Germany*  
(July 09, 1999)

The superconducting gap function of  $\text{Sr}_2\text{RuO}_4$  was investigated by means of quasiparticle reflection and transmission at the normal conductor-superconductor interface of  $\text{Sr}_2\text{RuO}_4$ -Pt point contacts. We found two distinguishably different types of  $dV/dI$  vs  $V$  spectra either with a double-minimum structure or with a zero-bias conductance anomaly. Both types of spectra are expected in the limit of high and low transparency, respectively, of the interface barrier between a normal metal and a spin-triplet superconductor. Together with the temperature dependence of the spectra this result strongly supports a spin-triplet superconducting order parameter for  $\text{Sr}_2\text{RuO}_4$ .

74.70.Dd, 71.20.Lp, 73.40.Jn, 74.80.Fp

A superconductor is denoted as unconventional if below the transition temperature  $T_c$  additional symmetries, e.g. the time-reversal symmetry, are broken besides the gauge symmetry. Unconventional superconductivity is reflected by internal degrees of freedom of the order parameter which measures the existence of Cooper pairs given by the probability amplitude for a pair at a given temperature, and an unconventional, i.e., non-phononic attractive pair interaction. In superfluid  $^3\text{He}$  a spin-triplet  $p$ -wave pairing state is realized with parallel spin  $S = 1$  and relative orbital momentum  $l = 1$  of the Cooper pairs and the pair interaction is mediated by spin fluctuations [1]. A number of heavy-fermion systems also present evidence for unconventional superconductivity [2]. In the high- $T_c$  cuprates, the order parameter is predominantly singlet  $d$  wave ( $l = 2$ ) with some  $s$ -wave admixture [3–5]. The layered superconductor  $\text{Sr}_2\text{RuO}_4$  with  $T_c$  up to 1.5 K [6] is a prime candidate for  $p$ -wave superconductivity in an electronic system as supported by remarkable properties of both the normal and superconducting state: (i) The related compounds  $\text{SrRuO}_3$  and  $\text{Sr}_3\text{Ru}_2\text{O}_7$  are both itinerant ferromagnets and spin fluctuations of predominantly ferromagnetic character have been reported in  $\text{Sr}_2\text{RuO}_4$  [7]. (ii) At low temperatures below  $T \approx 25$  K,  $\text{Sr}_2\text{RuO}_4$  reflects Fermi-liquid behavior in the thermodynamic and transport properties: the resistivity exhibits a  $T^2$  dependence and both linear specific heat and Pauli spin susceptibility are enhanced with respect to the free electron model by a factor 3–4 [8]. (iii) The superconducting state is extremely sensitive to disorder and  $T_c$  is strongly suppressed by nonmagnetic as well as magnetic impurities [9]. (iv) Furthermore, the specific-heat data indicate a large residual density of states in the superconducting state even in purest samples [10]. These hints at unconventional superconductivity and the similarity of the properties of  $^3\text{He}$  and  $\text{Sr}_2\text{RuO}_4$  led to the suggestion that  $\text{Sr}_2\text{RuO}_4$  is an electronic analogue of  $^3\text{He}$  [11]. Indeed, a spin-triplet state has been identified by Knight shift measurements [12]

and the occurrence of a spontaneous magnetic field below  $T_c$  as revealed by  $\mu\text{SR}$  measurements [13] provides direct evidence for a time-reversal symmetry breaking in the superconducting state. However, direct experiments to probe the anisotropic gap structure associated with  $p$ -wave superconductivity have not yet been performed. Here we report on the investigation of the gap function of  $\text{Sr}_2\text{RuO}_4$  by means of point-contact spectroscopy well below  $T_c$ . For current injection predominantly parallel to the  $ab$ -plane we observe two distinctly different types of  $dV/dI$  vs  $V$  spectra: (i) a typical double-minimum structure seen in many superconductors and (ii) a single-minimum structure centered at  $V = 0$ , i.e. a zero-bias conductance peak. The zero-bias conductance anomaly is a signature of an unconventional superconductor, where the pair potential changes sign as a function of  $\mathbf{k}_F$ . The different structures in  $dV/dI$  vs  $V$  might reflect the transition from a metallic to a tunneling point-contact for a  $p$ -wave superconductor.

The  $\text{Sr}_2\text{RuO}_4$  single crystals were grown in air by a modified floating-zone melting process [14]. The superconducting transition temperature  $T_c = 1.02$  K and the transition width  $\Delta T_c^{10-90\%} = 35$  mK were determined by bulk resistivity measurements. Heterocontacts between the superconducting sample (S) and a normal-metal (N) counterelectrode Pt were established with preferred direction of current injection parallel to the  $ab$ -plane of tetragonal  $\text{Sr}_2\text{RuO}_4$ . The setup was mounted inside the mixing chamber of a  $^3\text{He}/^4\text{He}$  dilution refrigerator. Mechanical feedthroughs allow establishing and changing of  $\text{Sr}_2\text{RuO}_4$ -Pt point contacts at low temperatures. The spectra, i.e. the differential resistance  $dV/dI$  as a function of applied bias  $V$ , were recorded by standard lock-in technique.

Figure 1 shows four representative zero-field spectra at low  $T \leq 0.2$  K  $\ll T_c$ . For comparison, the spectra have been normalized to the zero-bias resistance  $R_0$ . Almost 20 contacts were investigated. Typical contact resistances for stable contacts range from 0.1 to 40  $\Omega$ . The

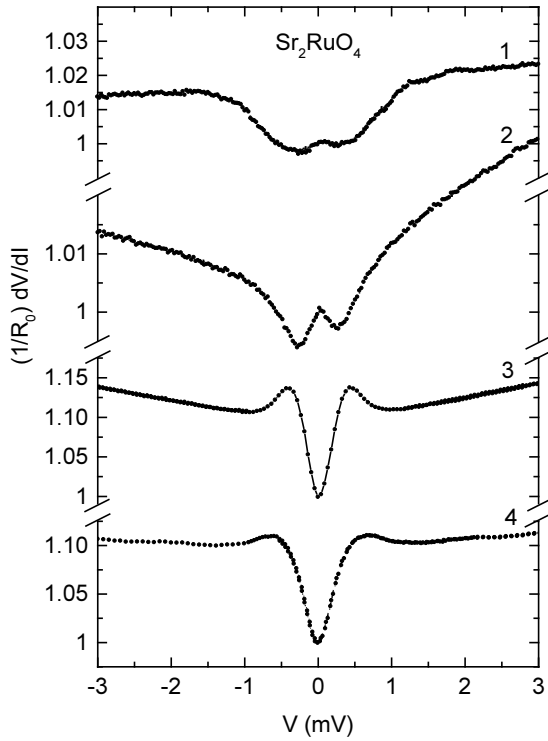


FIG. 1. Differential resistance  $dV/dI$  vs bias voltage  $V$  normalized to the zero-bias resistance  $R_0$  measured at low  $T = 0.2\text{ K} \ll T_c$  with  $R_0 = 4.4$  (curve 1),  $5.0$  (2),  $5.3$  (3), and  $3.6\ \Omega$  (4).

main result is that two distinctly different types of spectra are observed. Curves 1 and 2 represent spectra which exhibit a double-minimum structure (type 1), curves 3 and 4 represent spectra which show a single minimum in  $dV/dI$  centered at  $V = 0$ , and shoulders symmetric in  $V$  at higher bias (type 2). Minima at finite  $V$  in the differential resistance are expected for N/S point contacts due to Andreev reflection (AR) at the N/S interface for both conventional superconductors [15] and unconventional superconductors [16]. As a superconductor is characterized by a gap in its quasiparticle spectrum, single electrons cannot be injected into the superconductor for energy  $|eV| < \Delta$ , but two electrons forming a Cooper pair may be injected. This scattering process where an electron is injected and a hole is retro-reflected with probability  $R_A$  (Andreev reflection) leads to a minimum in  $dV/dI$  vs  $V$  of width  $\approx 2\Delta/e$ . A finite but small probability  $1 - R_A$  of normal reflection due to an interface barrier increases the zero-bias resistance and leads to the characteristic double-minimum feature. Phenomenologically, the barrier strength is modeled by a parameter  $Z$  which assumes a  $\delta$ -functional barrier potential at the interface.  $Z = 0$  corresponds to a pure metallic contact without interface barrier. With increasing  $Z$  gradually the tunneling limit is approached. Qualitatively, the same general behavior is expected for unconventional superconductors with a  $k$ -dependent gap function  $\Delta = \Delta(\mathbf{k})$ , although the "transparency" of the junction for AR has to

be determined selfconsistently to take into account that the interface itself might be pairbreaking for some order-parameter symmetries.

Recently, the conductance spectra of N/S junctions have been calculated for unitary and non-unitary spin-triplet pairing states [17,18]. Taking the quasi-two dimensionality of the system into account the gap function parametrized by a vector function  $\mathbf{d}(\mathbf{k})$  is given by one of the following functions:

$$\mathbf{d}(\mathbf{k}) \sim \hat{\mathbf{z}}(k_x + ik_y) \quad (A)$$

$$\mathbf{d}(\mathbf{k}) \sim \hat{\mathbf{x}}k_x + \hat{\mathbf{y}}k_y \quad (B)$$

$$\mathbf{d}(\mathbf{k}) \sim (\hat{\mathbf{x}} + i\hat{\mathbf{y}})(k_x - ik_y) \quad (C)$$

Of these three  $p$ -wave states,  $A$  and  $B$  are unitary. State  $C$  is a non-unitary state with the consequence that the excitation spectrum is gapped only for one spin direction. The pairing states  $A$ ,  $B$ , and  $C$  are realized in the three superfluid phases  $A$ ,  $B$ , and  $A_1$  of  $^3\text{He}$ , respectively, and are being discussed as possible candidates for the order parameter of  $\text{Sr}_2\text{RuO}_4$  [11]. The key result of the calculations [17,18] is that for current injection into the  $ab$ -plane two types of spectra can be obtained depending on  $Z$ , i.e. gap-like structures for low- $Z$  contacts as found for many superconductors (type 1) and spectra with a zero-bias conductance anomaly for high- $Z$  contacts (type 2). The zero-bias conductance anomaly is due to low-lying ( $|\epsilon_b| \ll \Delta$ ) Andreev bound states at the surface caused by a sign change of the pair potential [19]. Our observation of two distinct types of spectra strongly supports the existence of an unconventional, probably spin-triplet, order parameter in  $\text{Sr}_2\text{RuO}_4$ . However, these angle- and spin-averaged curves gave no unambiguous criterion to discriminate between the different spin-triplet pairing states, since for all order-parameter symmetries  $A$ ,  $B$ , and  $C$  the theoretically predicted spectra look qualitatively the same, while quantitatively the gapless channel of the non-unitary state leads to a reduction of the superconductivity-related features.

In order to quantitatively compare the theoretical spectra with our data and to extract the magnitude and the temperature dependence of the gap,  $\Delta(T)$ , one has to perform a more detailed calculation than the calculations within a Blonder-Tinkham-Klapwijk model [15] presented in Refs. [17,18]. We solved the problem selfconsistently for the surface state using weak-coupling quasiclassical theory [20], which allows conveniently to self-consistently include effects on the calculated spectra of bulk disorder, surface suppression of the order parameter, and surface quality. Given the smallness of the ratios of  $T_c$  to the Fermi temperature,  $T_c/T_F \sim 10^{-4}$ , and of  $T_c$  to the paramagnon temperature,  $T_c/T_P \sim 10^{-2}$  [21] a weak-coupling theory should be a good approximation for  $\text{Sr}_2\text{RuO}_4$ . A  $p$ -wave order parameter  $\mathbf{d}(\mathbf{k}) \sim \hat{\mathbf{z}}(k_x + ik_y)$  is assumed. The current transport over the point contact is modeled using Zaitsev's boundary condition allowing a tunable transparency [22]. A phenomenological

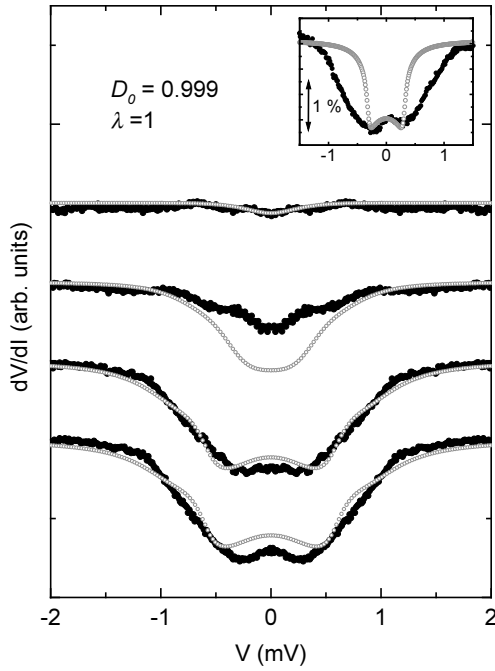


FIG. 2. Temperature dependence of the spectra with a double-minimum structure. Closed (open) symbols denote the measured (calculated) spectra. The temperatures  $T$  (in K, from bottom to top) are  $T = 0.23, 0.40, 1.02$ , and  $1.25$ . For clarity, the curves at higher  $T$  are shifted with respect to the curve at lowest  $T$ . The inset shows a comparison of the curve at lowest  $T$  to a calculation within the Blonder-Tinkham-Klapwijk model with an isotropic gap. The  $s$ -wave curve is calculated at  $T = 0.2$  K with a gap of  $0.3$  meV and a  $Z$  of  $0.2$ .

acceptance cone,  $\mathcal{D}(\phi) = \mathcal{D}_0 \exp(-\lambda \sin^2 \phi)$ , puts emphasis on quasiparticle transmission through the contact at incidence angles,  $\phi$ , within  $\sin^2 \phi \leq \lambda$  of the contact normal.  $\mathcal{D}_0$  is the transmission probability for quasiparticles along the contact normal. The signal of the measurements is only 1-5% of the background conductance, hence the overall amplitude of the calculated spectra must be rescaled for the comparison to be made [23].

The measured spectra show superconductivity-related structures up to  $T \approx 1.3$  K close to the onset temperature of superconductivity  $T_c^{\text{onset}}$  determined resistively. This reduction compared to the optimal  $T_c$  of  $1.5$  K can be attributed to non-magnetic impurities homogeneously distributed limiting the quasiparticle mean free path to 15 coherence lengths ( $\xi_0 = 590$  Å) in the superconductor [9]. The existence of two types of spectra is instrumental in determining the zero-temperature energy gap,  $\Delta(0)$ . In this respect, it is reassuring for our assignment of  $p$ -wave superconductivity these two different types of spectra yield the same  $\Delta_0$  as will be discussed now. In a simple  $s$ -wave picture the size of  $\Delta(T)$  can be determined from the position of the minima in  $dV/dI$  (see inset of Fig. 2). Independently of  $Z$ , the minima occur at  $V \approx \pm \Delta/e$ . However, the spectra of type 1 are much

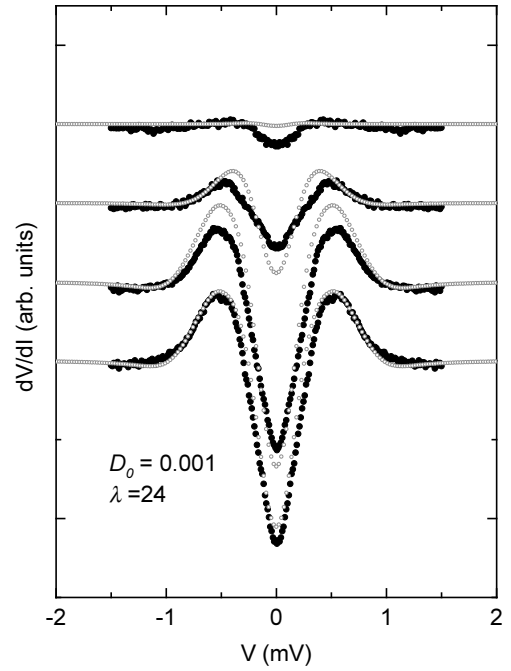


FIG. 3. Temperature dependence of the spectra with a single-minimum. Closed (open) symbols denote the measured (calculated) spectra. The temperatures  $T$  (in K, from bottom to top) are  $T = 0.3, 0.41, 1.01$ , and  $1.26$ . For clarity, the curves at higher  $T$  are shifted with respect to the curve at lowest  $T$ .

wider than expected in the  $s$ -wave case, although the double-minimum feature is reproduced quite well (see inset of Fig. 2). Therefore, we first focus on the low-transmission curves 3 and 4 in Fig. 1. If the quasiparticle transmission is low and transport is restricted to small angles of incidence  $\phi$ , the conductance spectrum is dominated by the Andreev bound states close to the Fermi level [19]. The width and height of the conductance peak depends on the acceptance cone as the position of the bound states disperses with  $\phi$  as  $\epsilon_b(\phi) \approx \Delta \sin \phi$  and the weight of the state as  $w_b(\phi) \approx |\Delta| \cos \phi$ . The position of the shoulders where  $dV/dI$  levels off towards larger  $V$ , on the other hand, does not depend on details of the acceptance cone. It is here where we can read off directly the magnitude of the energy gap  $\Delta_0$ . The value  $2\Delta_0/e = 2.2$  meV together with  $\lambda = 24$  (reflecting the small angle of incidence) extracted from the calculations fit the measured spectra quite well, see lowest curve in Fig. 3. Returning to the double-minima spectra, a fit with a high transmission ( $\mathcal{D}_0 \approx 1$ ) and a large acceptance cone ( $\lambda = 1$ ) describes the data quite well, with the same value of  $2.2$  mV for  $2\Delta/e$  (lowest curve in Fig. 2). This value, consistently extracted from both types of spectra, is five times the value expected from a weak-coupling BCS theory. We remark that employing the double-minimum criterion for all spectra of type 1 on  $\text{Sr}_2\text{RuO}_4$  the average width  $2\Delta/e = 0.5$  mV is inconsistent with the large value obtained. In addition, an

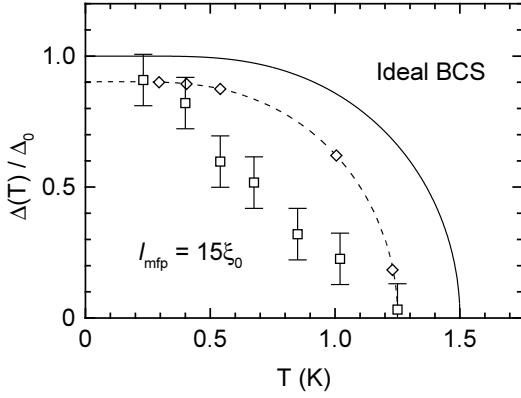


FIG. 4. Temperature dependence of the energy gap  $\Delta$  assuming a  $p$ -wave state (diamonds) in comparison with a  $T$  dependence extracted from the excess current (squares). The  $T$  dependence of an ideal clean BCS gap is indicated by the solid line, the BCS gap modified by impurities by the dashed line.

$s$ -wave superconductor cannot account for the zero-bias anomaly seen in spectra 3 and 4 in Fig. 1.

The  $T$  dependence of both types of spectra is shown in Figs. 2 and 3 together with calculated spectra. In both cases, the superconductivity-related features become weaker with increasing  $T$  and completely vanish above  $T_c$  and close to  $T_c^{onset}$ .  $\Delta(T)$  is calculated without additional parameter once  $\Delta_0$  has been determined by fitting to the spectra at the lowest temperature. The extracted  $\Delta(T)$  behaves as the BCS gap modified by the influence of impurities (dashed line) as displayed in Fig. 4. Note that the extracted  $\Delta(T)$  is identical for both types of contacts. For a metallic point contact, the excess current  $I_{exc}$  due to Andreev reflection is proportional to the energy gap  $\Delta$  if one assumes an isotropic  $s$ -wave order parameter [24], and therefore the  $T$  dependence of  $I_{exc}$  should follow that of  $\Delta$ .  $I_{exc}(T)$  normalized to the value  $I_{exc}(0)$  at lowest  $T$  for the spectra in Fig. 2 vanishes much faster than expected in a weak-coupling theory for an isotropic gap (Fig. 4) and again proves the failure of a  $s$ -wave model for the superconductivity in  $\text{Sr}_2\text{RuO}_4$ . While we achieve a consistent description within  $p$ -wave pairing, we note that  $d$ -wave pairing can qualitatively account for a zero-bias anomaly. However, with the employed experimental technique current is preferentially injected along different crystal axes depending on where the contact is made.  $dV/dI$  spectra calculated in a  $d$ -wave scenario show a large dependence on the relative crystal-to-junction orientation. In particular, junctions established mainly along the (100) crystal axis would show a largely increased  $dV/dI$  at low voltage. This feature is not seen in any of the measured spectra. In order to further discriminate between a  $d$ - and  $p$ -wave order parameter measurements in a magnetic field are underway.

In summary, directly probing the superconducting en-

ergy gap of  $\text{Sr}_2\text{RuO}_4$  by means of point-contact spectroscopy gives strong support to an unconventional pairing state. The most convincing indication clearly comes from the occurrence of a zero-bias anomaly for contacts with a weakly-transparent interface, in addition to the more conventional double-minimum features occurring for highly transparent interface. However, even for the latter type of contacts the shape of the spectra and their temperature dependence hints at unconventional superconductivity. A consistent zero-temperature gap and  $T$  dependence for both types of spectra is obtained within a model of  $p$ -wave pairing.

This work was supported by the Deutsche Forschungsgemeinschaft through Graduiertenkolleg "Anwendungen der Supraleitung". The work of M. F. was financed by the EU TMR Network ERBFMRXCT96-0042. F. Li. acknowledges support by the BMBF project no. 13N6918/1.

- 
- [1] D. Vollhardt, P. Wölfle, *The superfluid phases of  $^3\text{He}$* , Taylor&Francis, London 1990.
  - [2] R. Heffner, M. Norman, Comments Cond. Mat. Phys. **17**, 361 (1996).
  - [3] D. J. van Harlingen, Rev. Mod. Phys. **67**, 515 (1995).
  - [4] K. A. Kouznetsov *et al.*, Phys. Rev. Lett. **79**, 3050 (1997).
  - [5] J. Y. T. Wei *et al.*, Phys. Rev. Lett. **81**, 2542 (1998).
  - [6] Y. Maeno *et al.*, Nature **372**, 532 (1994); Y. Maeno *et al.*, Phys. Rev. Lett. **81**, 3765 (1998).
  - [7] T. Imai, A. W. Hunt, K. R. Thurber, F. C. Chou, Phys. Rev. Lett. **81**, 3006 (1998).
  - [8] Y. Maeno, K. Yoshida, Czech. J. Phys. S6 **46**, 3097 (1996).
  - [9] A. P. Mackenzie *et al.*, Phys. Rev. Lett. **80**, 161 (1998).
  - [10] Y. Maeno, J. Low Temp. Phys. **105**, 1577 (1997).
  - [11] T. M. Rice, M. Sigrist, J. Phys. Condens. Matter **7**, L643 (1995).
  - [12] K. Ishida *et al.*, Nature **396**, 658 (1998).
  - [13] G. Luke *et al.*, Nature **394**, 558 (1998).
  - [14] F. Lichtenberg *et al.*, Appl. Phys. Lett. **60**, 1138 (1992).
  - [15] G. E. Blonder, M. Tinkham, T. M. Klapwijk, Phys. Rev. B **25**, 4515 (1982).
  - [16] Chr. Bruder, Phys. Rev. B **41**, 4017 (1990).
  - [17] C. Honerkamp, M. Sigrist, J. Low Temp. Phys. **111**, 895 (1998).
  - [18] M. Yamashiro, Y. Tanaka, S. Kashiwaya, Phys. Rev. B **56**, 7847 (1997).
  - [19] L. J. Buchholtz, G. Zwignagl, Phys. Rev. B **23**, 5788 (1981).
  - [20] J. W. Serene, D. Rainer, Phys. Rep. **101**, 221 (1983).
  - [21] I. I. Mazin, D. J. Singh, Phys. Rev. Lett. **79**, 733 (1997).
  - [22] A. V. Zaitsev, ZETP **59**, 1015 (1984).
  - [23] G. Goll, C. Bruder, H. v. Löhneysen, Phys. Rev. B **52**, 6801 (1995).
  - [24] I. O. Kulik, Sov. J. Low Temp. Phys. **18**, 302 (1992).