

Conducting phase in the two-dimensional disordered Hubbard model

P. J. H. Denteneer

Lorentz Institute, University of Leiden, P. O. Box 9506, 2300 RA Leiden, The Netherlands

R. T. Scalettar

Physics Department, University of California, 1 Shields Avenue, Davis, CA 95616, USA

N. Trivedi

Department of Theoretical Physics, Tata Institute of Fundamental Research, Homi Bhabha Road, Mumbai 400-005, India

We study the temperature-dependent conductivity $\sigma(T)$ of the two-dimensional disordered Hubbard model. Calculations of the current-current correlation function using the Determinant Quantum Monte Carlo method show that repulsion between electrons can significantly enhance the conductivity, and at low temperatures change the sign of $d\sigma/dT$ from positive (insulating behavior) to negative (conducting behavior), suggesting the possibility of a metallic phase in a two-dimensional microscopic model containing both interactions and disorder.

When electrons are confined to two spatial dimensions in a disordered environment, common understanding until recently was that the electronic states would always be localized and the system would therefore be an insulator. This idea is based on the scaling theory of localization [1] for non-interacting electrons and corroborated by subsequent studies using renormalization group (RG) methods [2]. The scaling theory highlights the importance of the number of spatial dimensions and demonstrates that while in three dimensions for non-interacting electrons there exists a transition from a metal to an Anderson insulator upon increasing the amount of disorder, a similar metal-insulator transition (MIT) is not possible in two dimensions.

The inclusion of interactions into the theory has been problematic, certainly in the transition region where both disorder and interactions are strong and perturbative approaches break down. Following the scaling theory the effect of interactions in the presence of weak disorder was studied by diagrammatic techniques [3]; the results of such approaches have not changed the widely held opinion that, in the absence of a magnetic field or magnetic impurities, in two dimensions (2D) the MIT does not occur. Subsequent perturbative RG calculations, including both electron-electron interactions and disorder, found runaway flows to strong coupling outside the controlled perturbative regime and therefore were inconclusive [4,5].

The situation changed dramatically with the recent transport experiments on effectively 2D electron systems in silicon metal-oxide-semiconductor field-effect transis-

tors (MOSFETs) which have provided surprising evidence that a MIT can occur in 2D [6]. In these experiments the temperature dependence of the resistivity ρ changes from that typical of an insulator (increase of ρ upon lowering T) at lower density to that typical of a conductor (decrease of ρ upon lowering T) as the density is increased above a *critical* density. The fact that the data can be scaled onto two curves (one for the metal, one for the insulator) is seen as evidence for the occurrence of a *quantum phase transition* with carrier density n as the tuning parameter. The possibility of such a transition has stimulated a large number of further experimental [7,8] and also theoretical investigations [9,10]. Explanations in terms of trapping of electrons at impurities, i.e. not requiring a quantum phase transition have also been put forward [11]. While there is no definitive explanation of the phenomena yet, it is likely that electron-electron interactions play an important role.

The central question motivated by the experiments is: Can electron-electron interactions enhance the conductivity of a 2D disordered electron system, and possibly lead to a conducting phase and a metal-insulator transition? It is this question that we address by studying the *disordered Hubbard model* [12], which contains both relevant ingredients: interactions and disorder. While the Hubbard model does not include the long range nature of the Coulomb repulsion, studying the simpler effect of screened interactions is an important first step in answering the central qualitative question posed above. We use Quantum Monte Carlo simulation techniques which enable us to avoid the limitations of perturbative approaches (while of course being confronted with others). We mention that recent studies using very different techniques from ours have indicated that interactions may enhance conductivity: two interacting particles instead of one in a random potential has a delocalizing effect [13], and weak Coulomb interactions were found to increase the conductance of spinless electrons in (small) strongly disordered systems [14].

The disordered Hubbard model that we study is defined by the Hamiltonian:

$$\hat{H} = - \sum_{i,j,\sigma} t_{ij} c_{i\sigma}^\dagger c_{j\sigma} + U \sum_j n_{j\uparrow} n_{j\downarrow} - \mu \sum_{j,\sigma} n_{j\sigma}, \quad (1)$$

where $c_{j\sigma}$ is the annihilation operator for an electron at site j with spin σ . t_{ij} is the hopping integral (non-zero only between neighboring sites i and j), U the on-site interaction between electrons of opposite spin, μ the chemical potential, and $n_{j\sigma} = c_{j\sigma}^\dagger c_{j\sigma}$ is the occupation number operator. Disorder is introduced by taking the hopping parameters t_{ij} from a probability distribution $P(t_{ij}) = 1/\Delta$ for $t_{ij} \in [1 - \Delta/2, 1 + \Delta/2]$, and zero otherwise. Δ is a measure for the strength of the disorder [15]. We have so far not considered other types of disorder, e.g. (diagonal) site disorder, and other distributions. It is commonly believed that the qualitative effect of disorder in these kind of models is not dependent on the precise form of the randomness [16,17].

We use the Determinant Quantum Monte Carlo (QMC) method, which has been applied extensively to the Hubbard model without disorder [18]. While disorder and interaction can be varied in a controlled way and strong interaction is treatable, QMC is limited in the size of the lattice, and the *sign problem* restricts the temperatures which can be studied. Here we minimize the latter effect by choosing off-diagonal rather than diagonal disorder, as at least at half-filling ($\langle n \rangle = 1$) there is no sign problem in the former case, and consequently simulations can be pushed to significantly lower temperatures. Also, interestingly, the sign problem is reduced in the presence of disorder [15].

Since at half-filling the physics is dominated by the Mott phenomenon (the model is an insulator due to correlations) and magnetism, and we are interested in a transition from a metal to an Anderson insulator (insulator due to disorder), we choose a density $\langle n \rangle = 0.5$ for which the Hubbard model without disorder is a metal [19]. Moreover the sign problem is less severe at $\langle n \rangle = 0.5$ compared to other densities away from half filling [18].

The quantity of immediate interest when studying a possible metal-insulator transition is the *conductivity* and especially its T -dependence: a metal will show an increasing d.c. conductivity σ_{dc} when lowering T , whereas an insulator will show a decreasing σ_{dc} when lowering T . By the fluctuation-dissipation theorem σ_{dc} is related to the zero-frequency limit of the current-current correlation function. A complication of the QMC simulations is that the correlation functions are obtained as a function of *imaginary* time. To avoid a numerical analytic continuation procedure to obtain frequency-dependent quantities, which would require Monte Carlo data of higher accuracy than produced in the present study, we employ an approximation that was used and tested before in studies of the superconductor-insulator transition in the attractive Hubbard model [20]. This approximation is valid when the temperature is smaller than an appropriate energy scale in the problem. Additional checks and applicability to the present problem are discussed below. The approximation allows σ_{dc} to be computed directly from the wavevector \mathbf{q} - and imaginary time τ -dependent current-current correlation function $\Lambda_{xx}(\mathbf{q}, \tau)$:

$$\sigma_{dc} = \frac{\beta^2}{\pi} \Lambda_{xx}(\mathbf{q} = 0, \tau = \beta/2). \quad (2)$$

Here $\beta = 1/T$, $\Lambda_{xx}(\mathbf{q}, \tau) = \langle j_x(\mathbf{q}, \tau) j_x(-\mathbf{q}, 0) \rangle$, and $j_x(\mathbf{q}, \tau)$ the \mathbf{q}, τ -dependent current in the x -direction, is the Fourier transform of,

$$j_x(\ell) = i \sum_{\sigma} t_{\ell+\hat{x},\ell} (c_{\ell+\hat{x},\sigma}^\dagger c_{\ell\sigma} - c_{\ell\sigma}^\dagger c_{\ell+\hat{x},\sigma}). \quad (3)$$

(see also Ref. [19]).

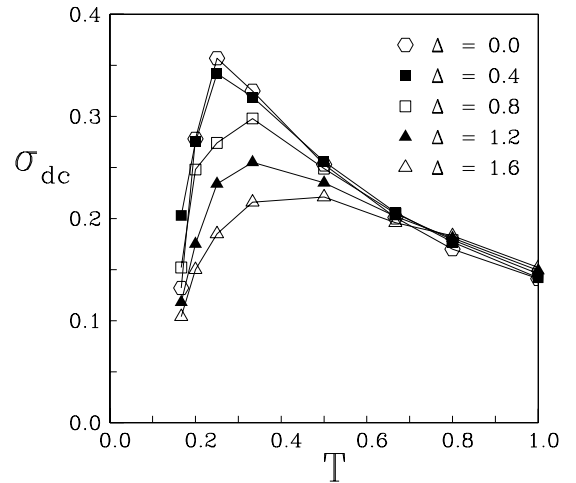


FIG. 1. Conductivity σ_{dc} as a function of temperature T for various values of disorder strength Δ at half-filling ($\langle n \rangle = 1$) and with $U = 4$. Calculations are performed on an 8×8 square lattice; data points are averages over 4 realizations for a given disorder strength.

As a test for our conductivity formula (2) we first present in Fig. 1, results for $\sigma_{dc}(T)$ for varying disorder strengths for the case of half-filling and Hubbard interaction $U = 4$. At half-filling the clean Hubbard model is an insulator for all values of the interaction. At small U , long range antiferromagnetic interactions open a Slater gap, while for large U Mott insulating behavior is expected. In the presence of disorder, long range antiferromagnetic order persists at half-filling out to a disorder strength of about $\Delta = 1.4$ [15]. The data in Fig. 1 shows that as the temperature is lowered below a characteristic gap energy, the high T “metallic” behavior crosses over to low T insulating behavior. It is a reassuring check of the approximate σ_{dc} formula and the numerics whereby insulating behavior is recovered at low temperatures for all disorder strengths.

In Fig. 2, we show $\sigma_{dc}(T)$ for a range of disorder strengths at density $\langle n \rangle = 0.5$ and $U = 4$. The figure displays a striking indication of a change from metallic

behavior at low disorder to insulating behavior above a critical disorder strength, $\Delta_c \simeq 2.7$. If this persists to $T = 0$ and in the thermodynamic limit, it would describe a ground state metal-insulator transition driven by disorder.

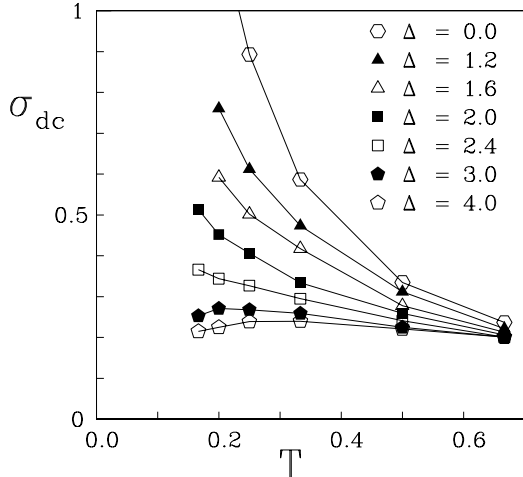


FIG. 2. Conductivity σ_{dc} as a function of temperature T for various values of disorder strength Δ at $\langle n \rangle = 0.5$ and $U = 4$. Computational details as in Fig. 1.

In order to obtain a more precise understanding of the role of interactions on the conductivity, we compare the results of Fig. 2 with the disordered *non-interacting* problem. We furthermore push to lower temperatures and average over larger numbers of disorder realizations [21]. In Fig. 3, we show the behavior of the non-interacting σ_0 at strong enough disorder $\Delta = 2.0$ such that the localization length is less than the lattice size and the system is therefore insulating with $d\sigma_0/dT > 0$ at low T . Interactions have a profound effect on the conductivity: in the high-temperature “metallic” region, interactions slightly reduce σ compared to the non-interacting σ_0 behavior. On the other hand in the low-temperature “insulating” region of σ_0 the data shows that upon turning on the Hubbard interaction the behavior is completely changed with $d\sigma/dT < 0$, characteristic of metallic behavior. This is the regime of interest for the MIT.

In order to ascertain that the phase produced by repulsive interactions at low T is not an insulating phase with a localization length larger than the system size but a true metallic phase we have studied the conductivity response for varying lattice sizes. We find a markedly different size dependence for the $U = 0$ insulator and the $U = 4$ metal, resulting in a confirmation of the picture given above. For $U = 0$, the conductivity on a 12×12 system is *lower* than that on a 8×8 system (see

Fig. 3), consistent with insulating behavior in the thermodynamic limit, whereas for $U = 4$ the conductivity on a 8×8 system is *higher* than that on a 4×4 system (data not shown), indicative of metallic behavior. Thus the enhancement of the conductivity by repulsive interactions becomes more pronounced with increased lattice size [22].

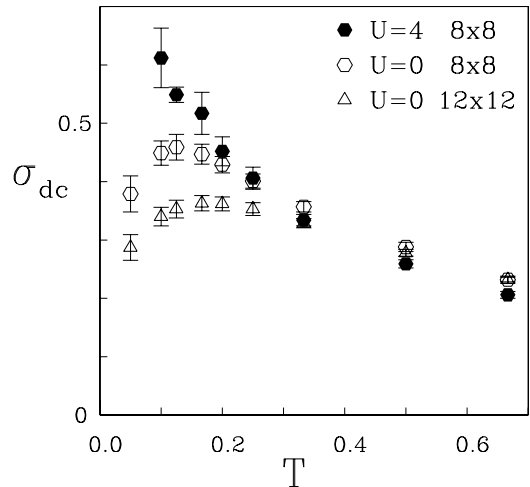


FIG. 3. Conductivity σ_{dc} as a function of temperature T comparing $U = 4$ and $U = 0$ at $\langle n \rangle = 0.5$ and disorder strength $\Delta = 2.0$. Data points are averages over many realizations for this disorder strength (see text). Error bars are determined by the disorder averaging and not the Monte Carlo simulation.

Concerning finite-size effects for the non-interacting system we note that at lower values of Δ , where the localization length exceeds the lattice size, σ_0 shows “metallic” behavior which is diminished upon turning on the interactions [23]. Based on our analysis above, we would predict that at low enough T and large enough lattice size, the conductivity curves for the non-interacting σ_0 and interacting σ cross with $\sigma > \sigma_0$ at sufficiently low T .

To address questions related to a possible quantum phase transition in the disordered Hubbard model requires considerable further numerical work. In particular there are three problems: (i) The data presented in this paper go down to $T = 0.1 = W/80$ when interactions are included, where W is the non-interacting bandwidth. Reducing T further to see the $T = 0$ MIT is difficult because of the sign problem. (ii) While we have initiated some study of finite lattice size effects (and significantly extend the 5×5 lattice used in Ref. [14]), a thorough discussion of the phase transition will require a more detailed analysis of the scaling behavior in both linear dimension and some scaled temperature. (iii) The con-

dition for the validity of the approximate formula (2) for $\sigma_{dc}(T)$, temperature T less than an appropriate energy scale, is fulfilled within the two phases, but breaks down close to a quantum phase transition, where the energy scale vanishes. In this case one would require a complete analytic continuation to extract the conductivity.

In summary, we have studied the conducting properties of a model for two-dimensional electrons containing both disorder and interactions. We find that the Hubbard repulsion can enhance the conductivity and lead to a clear change in sign of $d\sigma/dT$. This behavior becomes more pronounced with increasing lattice size, leading to the possibility of a 2D ground state metal-insulator transition. While the simplicity of the model we study prevents any quantitative connection to recent experiments on Si-MOSFETs, there is nevertheless an interesting qualitative similarity between Fig. 2 and the experiments. Varying the disorder strength Δ at fixed carrier density $\langle n \rangle$, as in our calculations, can be thought of as equivalent to varying carrier density at fixed disorder strength, as in experiments, since in a metal-insulator transition one expects no qualitative difference between tuning the mobility edge through the Fermi energy (by varying Δ) and *vice-versa* (by varying $\langle n \rangle$). Our work then suggests that electron-electron interaction induced conductivity plays a key role in the metal-insulator transition in Si-MOSFETs.

We would like to thank C. Huscroft for useful comments on our manuscript and H. V. Kruis for help with the calculations.

-
- [1] E. Abrahams, P. W. Anderson, D. C. Licciardello, and T. V. Ramakrishnan, Phys. Rev. Lett. **42**, 673 (1979).
 - [2] F. Wegner, Z. Phys. B **36**, 209 (1980), K. B. Efetov, A. I. Larkin, and D. E. Khmel'nitskii, Sov. Phys. JETP **52**, 568 (1980).
 - [3] P. A. Lee and T. V. Ramakrishnan, Rev. Mod. Phys. **57**, 287 (1985).
 - [4] A. M. Finkel'stein, Zh. Eksp. Teor. Fiz. **84**, 168 (1983) [Sov. Phys. JETP **57**, 97 (1983)], C. Castellani, C. Di Castro, P. A. Lee, and M. Ma, Phys. Rev. B **30**, 527 (1984).
 - [5] D. Belitz and T. R. Kirkpatrick, Rev. Mod. Phys. **66**, 261 (1994).
 - [6] S. V. Kravchenko, G. V. Kravchenko, J. E. Furneaux, V. M. Pudalov, and M. D'Iorio, Phys. Rev. B **50**, 8039 (1994), S. V. Kravchenko, W. E. Mason, G. E. Bowker, J. E. Furneaux, V. M. Pudalov, and M. D'Iorio, Phys. Rev. B **51**, 7038 (1995), S. V. Kravchenko, D. Simonian, M. P. Sarachik, W. Mason, and J. E. Furneaux, Phys. Rev. Lett. **77**, 4938 (1996).
 - [7] D. Popović, A. B. Fowler, and S. Washburn, Phys. Rev. Lett. **79**, 1543 (1997).
 - [8] D. Simonian, S. V. Kravchenko, and M. P. Sarachik, Phys. Rev. B **55**, R13421 (1997), Y. Hanien *et al.*, Phys. Rev. Lett. **80**, 1288 (1998), M. Y. Simmons *et al.*, Phys. Rev. Lett. **80**, 1292 (1998).
 - [9] V. Dobrosavljević, E. Abrahams, E. Miranda, and S. Chakravarty, Phys. Rev. Lett. **79**, 455 (1997).
 - [10] C. Castellani, C. Di Castro, and P. A. Lee, Phys. Rev. B **57**, R9381 (1998), S. Chakravarty, L. Yin, and E. Abrahams, Phys. Rev. B **58**, R559 (1998), S. Chakravarty, S. Kivelson, C. Nayak, and K. Völker, preprint cond-mat/9805383.
 - [11] B. L. Altshuler and D. Maslov, Phys. Rev. Lett. **82**, 145 (1999), T. M. Klapwijk and S. Das Sarma, preprint cond-mat/9810349.
 - [12] G. T. Zimanyi and E. Abrahams, Phys. Rev. Lett. **64**, 2719 (1990).
 - [13] D. L. Shepelyansky, Phys. Rev. Lett. **73**, 2607 (1994).
 - [14] T. Vojta, F. Epperlein, and M. Schreiber, Phys. Rev. Lett. **81**, 4212 (1998).
 - [15] M. Ulmke and R. T. Scalettar, Phys. Rev. B **55**, 4149 (1997), M. Ulmke, P. J. H. Denteneer, R. T. Scalettar, G. T. Zimanyi, Europhys. Lett. **42**, 655 (1998).
 - [16] B. Kramer and A. MacKinnon, Rep. Prog. Phys. **56**, 1469 (1993).
 - [17] Reports exist that off-diagonal disorder could be more favorable for delocalized states in 2D, e.g. A. Eilmes, R. A. Römer, and M. Schreiber, Eur. Phys. J. B **1**, 29 (1998).
 - [18] S. R. White, D. J. Scalapino, R. L. Sugar, E. Y. Loh, J. E. Gubernatis, and R. T. Scalettar, Phys. Rev. B **40**, 506 (1989).
 - [19] D. J. Scalapino, S. R. White, and S. C. Zhang, Phys. Rev. B **47**, 7995 (1993).
 - [20] N. Trivedi, R. T. Scalettar, and M. Randeria, Phys. Rev. B **54**, R3756 (1996).
 - [21] For the higher temperatures generally 4 realizations are sufficient, for the lowest temperatures the fluctuations are larger and up to 20 (72) realizations are used for $U = 4$ ($U = 0$).
 - [22] For a related enhancement of the superfluid density by interactions in a disordered Bose system, see W. Krauth, N. Trivedi, D. M. Ceperley, Phys. Rev. Lett. **67**, 2307 (1991).
 - [23] For $\Delta = 1.2$ and $\beta = 5$, $\sigma_{dc} = 0.88(1), 0.76(1)$ for $U = 0, 4$, respectively. For $\Delta = 2.0$ and $\beta = 6$, $\sigma_{dc} = 0.45(2), 0.49(3), 0.52(4)$ for $U = 0, 2, 4$, respectively. Numbers between brackets represent the error bar in the last digit shown.