

Ideal glass transitions for hard ellipsoids.

M. Letz, R. Schilling, A. Latz
Johannes Gutenberg–Universität, D-55099 Mainz, Germany
(February 26, 2019)

For hard ellipsoids of revolution we calculate the phase diagram for the idealized glass transition using molecular mode coupling theory. With increasing deviations of the ellipsoids from spherical symmetry we find the idealized glass transition to become more influenced by orientational degrees of freedom. For needle or plate like systems the transition is strongly influenced by a precursor of a nematic instability. Furthermore our results encourage us to speculate on the existence of new type of glass transitions.

64.70.Pf, 61.30.Cz, 61.20.Gy, 61.20.Lc, 61.25Em, 61.43.Fs

The dynamics of a molecular system which is super-cooled towards the glass transition shows a variety of phenomena related to the nontrivial interplay between orientational and translational degrees of freedom caused, e.g. by steric hindrance.

Already in thermodynamic equilibrium molecular systems show, compared to simple liquids, a variety of different physical behaviour. At low enough densities (or high enough temperatures) they form an isotropic liquid. On increasing the density they can undergo a transition into a crystal or several different liquid crystalline phases (like e.g. a nematic phase). A crucial part of the interaction which causes these phenomena is given by the shape of the molecules. Therefore one may also expect new characteristic features for the glass transition in such systems.

A model system which allows to study the translation–orientation interplay is a system of N *hard ellipsoids of revolution* in a box of volume V . The fluid of ellipsoids is characterized by two parameters. The first one is the aspect ratio $X_0 = \frac{a}{b}$ relating a and b , the major and minor axis of the ellipsoids. The second one is the packing fraction ϕ which is related to the number density $\rho = \frac{N}{V}$ by $\phi = \frac{1}{6}\pi X_0 \rho$. The choice of this model system has also been motivated by the successful application of the ideal mode coupling theory (MCT) for simple liquids [1], particularly to neutral colloidal suspensions. MCT gives a closed set of equations for the intermediate scattering function $S(\mathbf{q}, t)$. Comparison between experimental [2] and MCT–results [1,3,4] have shown good agreement for the colloidal systems which usually are modelled by *hard spheres*. Experimental and numerical tests of the MCT for other systems can be found in e.g. refs. [5–7]. MCT in its original form describes an idealized glass transition which is indicated by breaking of ergodicity, at a critical density ρ_c (or critical temperature T_c). The corresponding non-ergodicity parameter $f(\mathbf{q})$ which is the long time limit of $S(\mathbf{q}, t)/S(\mathbf{q}, 0)$ becomes nonzero at ρ_c (or T_c). Recently the mode coupling equations have been extended to molecular systems. The dynamics of liquids of rigid molecules composed of M atoms can either be described by site–site correlators $S_{\alpha,\beta}$, $\alpha, \beta = 1, 2, \dots, M$ or molecular correlation functions $S_{lmn,l'm'n'}(\mathbf{q}, t)$ where for the latter one decomposes the degrees of freedom into

the center of mass and orientational components (see e.g. [8,9]). The density $\rho(\mathbf{x}, \Omega, t)$ is a function of the center of mass coordinate \mathbf{x} and the orientation $\Omega = (\Phi, \theta, \chi)$ which is specified by the three Euler angles. Expanding $\rho(\mathbf{x}, \Omega, t)$ with respect to a product basis of plane waves, $e^{i\mathbf{q}\cdot\mathbf{x}}$ and generalized spherical harmonics $D_{mn}^l(\Omega)$ one arrives at the tensorial density $\rho_{lmn}(\mathbf{q}, t)$. l runs over all positive integers including zero and m and n takes integer values between $-l$ and l . Then the molecular correlators are defined as follows :

$$S_{lmn,l'm'n'}(\mathbf{q}, t) = \frac{1}{N} \langle \rho_{lmn}^*(\mathbf{q}, t) \rho_{l'm'n'}(\mathbf{q}, 0) \rangle \quad (1)$$

The extension of MCT to molecular systems has been done for the molecular representation for a single dumb–bell in a simple, isotropic liquid [10], for molecular liquids of linear molecules [11] and for arbitrarily shaped molecules by use of nonlinear fluctuating hydrodynamics [12] and by Mori–Zwanzig projection formalism [13]. An MCT–approach using a site–site description has recently been worked out [14]. Because a hard ellipsoid corresponds to a rigid body with infinitely many constituents it is the molecular representation which is the only appropriate one. Since we consider ellipsoids of *revolution* the third Euler angle χ becomes redundant. This means that we have to consider $S_{lm0,l'm'0}(\mathbf{q}, t)$, only. Using the q -frame [9], i.e. one chooses $\mathbf{q} = (0, 0, q) \equiv \mathbf{q}_0$ where $q = |\mathbf{q}|$, these correlators become real and diagonal in m and m' [11]:

$$S_{lm0,l'm'0}(\mathbf{q}, t) = \delta_{m,m'} S_{ll'}(q, m, t) \quad . \quad (2)$$

The head–tail symmetry of the ellipsoids finally leads to:

$$\begin{aligned} (S(\mathbf{q}, m; t))_{ll'} & \equiv S_{ll'}(q, m; t) = \begin{cases} S_{ll'}(q, m; t) & l \text{ and } l' \text{ even} \\ S_{ll'}^{(s)}(q, m; t) & l = l' \text{ odd} \\ 0 & \text{otherwise} \end{cases} \quad (3) \end{aligned}$$

where $S_{ll'}^{(s)}(q, m; t)$ is the corresponding self–correlator which contains information on the 180° –jump dynamics leaving the ellipsoids invariant.

Our main goal is the investigation of an ideal glass transition for hard ellipsoids. For given X_0 the critical packing fraction $\phi_c(X_0)$ can be determined by calculating the

(unnormalized) non-ergodicity parameters $(\mathbf{F}(q, m))_{ll'} \equiv F_{ll'}(q, m) = \lim_{t \rightarrow \infty} S_{ll'}(q, m; t)$ and $(\mathbf{F}^{(s)}(q, m))_{ll'} \equiv F_{ll'}^{(s)}(q, m) = \lim_{t \rightarrow \infty} S_{ll'}^{(s)}(q, m; t)$. Using the results from ref. [11] and [13] the time dependent molecular MCT-equations can be derived:

$$\begin{aligned} \frac{\partial}{\partial t} \mathbf{S}(q, m, t) &= \mathbf{N}^R(q, m, t) + \mathbf{N}^T(q, m, t) \\ \frac{\partial}{\partial t} \mathbf{N}^\alpha(q, m, t) &= -\mathbf{\Omega}_\alpha^2(q, m) \mathbf{S}(q, m, t) \\ &\quad - \sum_{\alpha'} \nu_{\alpha\alpha'}(q, m) \mathbf{N}^{\alpha'}(q, m, t) \\ &\quad - \frac{k_B T}{\Theta_\alpha} \sum_{\alpha'} \int_0^t \mathbf{m}^{\alpha, \alpha'}(q, m, t-t') \mathbf{N}^{\alpha'}(q, m, t) dt' \end{aligned} \quad (4)$$

from which a set of coupled equations for $F_{l,l'}(q, m)$ follows. The indices $\alpha, \alpha' \in \{T, R\}$ refer to either translational or orientational currents while Θ_T and Θ_R are the mass and inertia respectively. $\mathbf{N}^\alpha(q, m, t)$ are basically the current-density correlation functions for translational and rotational currents multiplied with q and $l(l+1)$ respectively. The microscopic frequency matrix is denoted by $\mathbf{\Omega}_\alpha(q, m)$ and is basically determined by the static molecular correlators. For given q and m the eqs. (4) are matrix equations with indices l and l' . Note that especially the memory kernel now contains also non-diagonal elements with $\alpha \neq \alpha'$.

$$\begin{aligned} m_{l,l'}^{\alpha, \alpha'}(q, m, t) &= \sum_{\mathbf{q}_1, \mathbf{q}_2} \sum_{m_1} \sum_{\substack{l_1, l_2 \\ l'_1, l'_2}} V_{l, l_1, l_2}^{m, m_1, \alpha, \alpha'}(q, q_1, q_2) \\ &\quad S_{l_1, l'_1}(q_1, m_1, t) S_{l_2, l'_2}(q_2, m_2, t) \end{aligned} \quad (5)$$

The explicit expressions for the vertices $V^{\alpha, \alpha'}$ for arbitrary \mathbf{q} can be found in ref. [11] and for the \mathbf{q} -frame in ref. [13]. One can easily prove that the MCT-equations (4) - (5) for the ellipsoids decompose into a closed set of equations for the *collective part* $S_{l,l'}^{(c)}(q, m, t) \equiv S_{l,l'}(q, m, t)$ for l and l' even and a set for the *self part* $S_{l,l'}^{(s)}(q, m, t)$ for $l = l'$ odd. For the latter the corresponding MCT polynomial $\mathbf{m}_{ll'}^{(s)\alpha\alpha'}(q, m; \{\mathbf{S}^{(c)}(q, m, t)\}, \{\mathbf{S}^{(s)}(q, m, t)\})$ is given by eq. (5) where $V^{\alpha\alpha'}$ and " $S * S$ " has to be replaced by $V^{(s)\alpha\alpha'}$ (see ref. [13] for an explicit expression) and " $S^{(c)} * S^{(s)}$ " respectively. Note that this decomposition also holds for the corresponding non-ergodicity parameters $F_{l,l'}^{(c)}(q, m) \equiv F_{l,l'}(q, m)$ for l and l' even and $F_{l,l'}^{(s)}(q, m)$.

The vertices $V^{\alpha\alpha'}$ and $V^{(s)\alpha\alpha'}$ only depend on the static correlators $S_{ll'}(q, m)$ and the direct correlation function $c_{l,l'}(q, m)$ which are related to each other by the Ornstein-Zernike equation:

$$\mathbf{S}(q, m) = \left[\mathbf{1} - \frac{\rho}{4\pi} \mathbf{c}(q, m) \right]^{-1} \quad (6)$$

We have determined $\mathbf{c}(q, m)$ within Percus-Yevick approximation making use of an additional simplification due to the Gaussian overlap model of Berne and Pechukas [15].

It has been shown that the liquid phase of hard ellipsoids is well described by these approximations [16]. Although Percus-Yevick theory fails to describe crystallization it yields a nematic instability [16] which is in agreement with Monte-Carlo simulations [17]. This nematic instability will play an important role in the following. For the solution of the Percus-Yevick equations we have chosen a cut-off $l_{co} = 4$ for l and l' , whereas the MCT equations for $F_{ll'}^{(c)}(q, m)$ and $F_{ll'}^{(s)}(q, m)$ were truncated at $l_{co} = 2$. We are confident that even such a small number of molecular correlators enables us to capture the correct physics of the transition.

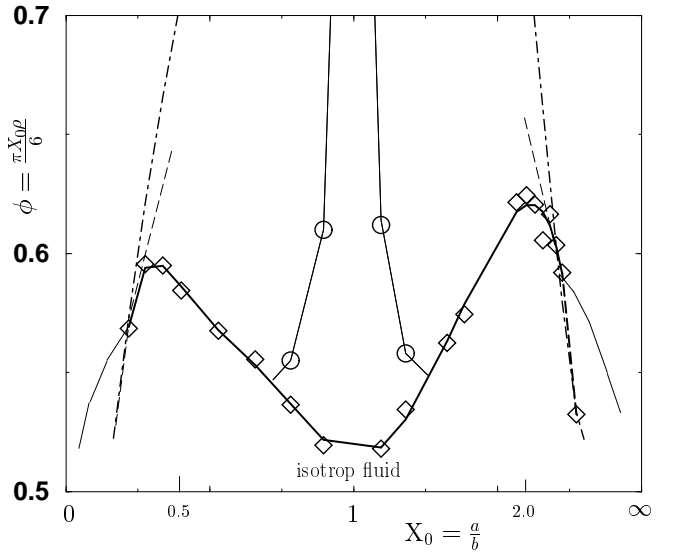


FIG. 1. Phase diagram for the ideal glass transitions. The horizontal axis shows X_0 scaled with $\frac{X_0^2 - 1}{X_0^2 + 1}$. The type-B glass transition lines $\phi_c^B(X_0)$ and $\phi_c^{B'}(X_0)$ (see text) are depicted as thick solid and dashed lines, respectively. The thin solid line is the $\phi_c^{(A)}(X_0)$ glass transition line. The nematic instability occurs at $\phi_{nem}(X_0)$ which is shown as thin dashed-dotted lines.

The numerical solution of the eqs. (4)-(5) for $t \rightarrow \infty$ yields the non-ergodicity parameters from which we obtain the phase diagram for ideal glass transitions which is shown in fig. 1. This figure also contains two dashed-dotted lines $\Phi_{nem}(X_0)$ indicating the location of the nematic instability as it arises in thermodynamic equilibrium from PY-theory [16]. These two lines are in agreement with density functional theory [18] and Monte Carlo simulations [17]. In addition there are three glass transition lines, each for $X_0 < 1$ and $X_0 > 1$. First of all we will discuss the critical line $\phi_c^{(B)}(X_0)$ (thick solid line) at which *both* translational and orientational de-

degrees of freedom for l and l' *even* undergo a discontinuous ergodic to non-ergodic transition (also called type-B transition). The existence of $\phi_c^{(B)}(X_0)$ has been established for $0.35 < X_0 < 2.5$. In the region where the $\phi_c^{(B)}(X_0)$ glass transition occurs the equilibrium system shows crystallization. Being a first order phase transition the onset of crystallization gives two densities (e.g. from Monte-Carlo simulations [17]) resulting from a Maxwell construction. The $\phi_c^{(B)}(X_0)$ glass transition line is well bracketed between these two densities. This indicates that the mode coupling equations describe a glass transition in the metastable region of a super-cooled liquid. The physical origin of the glass transition depends strongly on the location on $\phi_c^{(B)}(X_0)$. For aspect ratios X_0 close to one the transition is dominated by the center of mass correlator $S_{00}(q, 0)$.

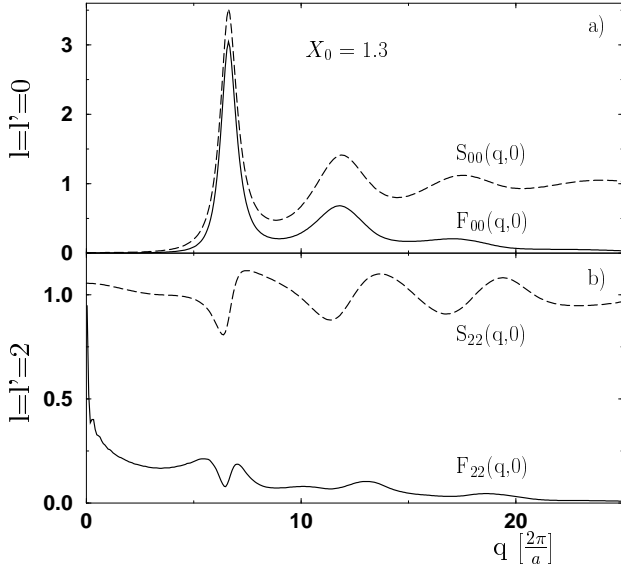


FIG. 2. The static structure factor $S_{ll'}(q, m)$ is plotted together with the non-ergodicity parameter $F_{ll'}(q, m)$ for $X_0 = 1.3$ and $\phi = 0.549$ (directly above the non-ergodicity transition). Part a) shows the center of mass correlator $l = l' = m = 0$ whereas part b) shows the quadrupolar correlator $l = l' = 2, m = 0$.

To illustrate this point we have plotted in fig. 2 the static center of mass correlator and the "quadrupolar" correlator $S_{22}(q, 0)$ and their corresponding non-ergodicity parameters for $X_0 = 1.3$. This was done directly above the critical packing fraction $\phi_c = 0.549$. The first peak at $q_{max} = q \approx 6.6 \left[\frac{2\pi}{a} \right]$ of $S_{00}(q, 0)$ dominates the transition which is the manifestation of the cage effect. Stronger deviations of the ellipsoids from spherical symmetry, however, alter this behaviour. This is demonstrated in fig. 3 where we have plotted the same correlators as in fig. 2 but for an aspect ratio of $X_0 = 2.3$. Now the peak at $q \approx 0$ of the quadrupolar correlator $S_{22}^0(q, 0)$ (which is for $q=0$ the Kerr constant for non polar fluids) dominates the breaking of ergodicity.

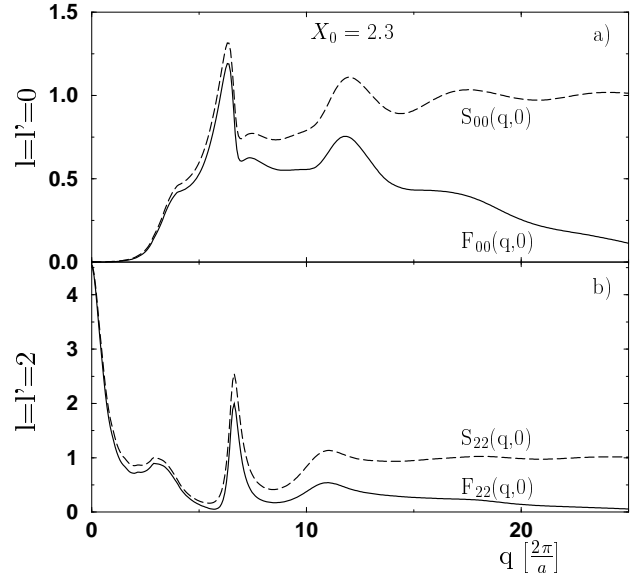


FIG. 3. A similar plot as fig. 2 is shown but for $X_0 = 2.3$ and $\phi = 0.617$ (again directly above the nonergodicity transition) which is already close to the nematic instability.

Within the glassy phase, i.e. for $\phi > \phi_c^{(B)}(X_0)$ a continuous (also called type-A) glass transition occurs at the critical lines $\phi_c^{(A)}(X_0)$ (thin solid lines) at which the *self part* of the correlators with $l = l'$ *odd* freezes. Since the related memory kernel $m^{(s)}$ only contains products $F_{l_1=even, l'_1=even}^{(c)}(q_1, m_1) F_{l_2=odd, l'_2=odd}^{(s)}(q_2, m_2)$ (see eq. 5), the type-A transition can only occur if the corresponding vertex $V^{(s)}$ is large enough. For this to happen the aspect ratio should clearly be different from one. The reader should note that four points (open circles) were determined exactly and the thin solid line is schematic, showing that $\phi_c^{(A)}(X_0)$ has to increase if X_0 is changed towards one, in order to keep the vertices large enough. The physical interpretation is that at $\phi_c^{(A)}(X_0)$ the 180° -jumps of the ellipsoids become frozen. This resembles the formation of orientational glasses in plastic crystals like the carboranes [19].

Probably the most interesting result is the third critical line $\phi_c^{(B')}(X_0)$ (dashed line) which is shown schematically in figure 1 for $X_0 > 2.0$ (prolate ellipsoids) and $X_0 < 0.5$ (oblate ellipsoids). In this region the glass transition lines are close to the nematic instability line. The existence of $\phi_c^{(B')}(X_0)$ is based on our following observations. Increasing ϕ for $2.1 < X_0 < 2.5$ we find a glass transition at $\phi_c^{(B)}(X_0)$ where all $F_{ll'}(q, m)$ become nonzero. Increasing ϕ further we find in addition a second solution $F'_{ll'}(q, m)$ for $\phi \geq \phi_c^{(B)}(X_0)$. This solution has the feature that $F'_{ll'}(q, m)$ is practically zero with the exception of a well pronounced peak for $F'_{22}(q, m)$ at $q = 0$. In this respect it is also interesting to mention that a similar behaviour was found for the center of mass correlator of a *simple* liquid of hard spheres with an attractive interaction given either by the Baxter model [20] or a Yukawa

potential [21]. The existence of these two solutions for $X_0 > 2.1$ reflects the competition between the frozen positional disorder due to the cage effect and the tendency to form a nematic phase. Since $F'_{ll}(q, m) < F_{ll}(q, m)$ for $2.1 < X_0 < 2.5$ the second solution is unphysical [22]. However, for $X_0 \geq 2.5$ and $\phi_c^{(B')}(X_0) \leq \phi \leq \phi_{nem}(X_0)$ we only find one solution which has all the features of $F'_{ll}(q, m)$ described above. We stress that the existence of the critical line $\phi_c^{(B')}(X_0)$ trusts on the validity of our MCT approach. Since $\phi_c^{(B')}(X_0)$ is rather close to $\phi_{nem}(X_0)$, at which a weakly first order transition to a nematic phase takes place, we are not sure that one has to incorporate the "quasi-critical" fluctuations as it must be done in the vicinity of a true critical point [23]. Although the Percus–Yevick approach does not allow us to exceed $\phi_{nem}(X_0)$ we *speculate* that on increasing ϕ above $\phi_{nem}(X_0)$ for $X_0 \geq 2.5$ the cage effect should become active again, leading to a second glass transition at $\phi_c^{(B)}(X_0)$ which is the extrapolated $\phi_c^{(B)}(X_0)$ –line (from $X_0 < 2.5$) into the "nematic" region. Since $F'_{ll}(q, m)$ is expected to be larger than $F_{ll}(q, m)$ in that region (as it is for $2.1 < X_0 < 2.5$) this second solution becomes the physical one [22]. If our speculation is true this would imply that a new type of glass transition would take place at $\phi_c^{(B)}(X_0)$ *within* the nematic region. For $\phi_{nem}(X_0) < \phi < \phi_c^{(B)}(X_0)$ there would be a phase which we may call a "liquid glass" (in close analogy to a liquid crystal) where the center of mass positions are practically liquid (we remind the reader that $F_{00}(q, 0)$ does not really vanish but is almost zero), whereas the orientations form an orientational glass. Then passing $\phi_c^{(B)}(X_0)$ the positions will perform a glass transition into an amorphous structure.

In conclusion we have shown that hard ellipsoids exhibit a rather rich phase diagram obtained from the idealized mode coupling theory for molecular systems, where the orientational degrees of freedom and their coupling to translational ones is incorporated. Particularly, our main result predicts a glass transition for $X_0 > 2$ which is driven by a precursor of a nematic phase. It would be very interesting to check this prediction by experiments or simulations. Finally we have speculated that, within the region where in equilibrium a nematic phase exists, a new type of glass transition exists from a "liquid glass" to a glass with frozen positional and orientational disorder.

ACKNOWLEDGMENTS

We acknowledge financial support from the Deutsche Forschungsgemeinschaft through SFB 262.

- [1] U. Bengtzelius, W. Götze, A. Sjölander. *J. Phys. C* **17**, 5915, (1984).
- [2] W. van Meegen, S. M. Underwood. *Phys. Rev. E* **47** 248,, (1993), W. van Meegen, S. M. Underwood. *Phys. Rev. E* **49** 4206,, (1994), W. van Meegen. *Transport Theory Stat. Phys.* **24**, 1017, (1995).
- [3] M. Fuchs, W. Götze, S. Hildebrand, A. Latz. *Z. Phys. B* **87**, 43, (1992).
- [4] M. Fuchs, I. Hofacker, A. Latz. *Phys. Rev. A* **45**, 889, (1992).
- [5] W. Götze in *Liquids, freezing and the glass transition, Course 5*. Eds. J. P. Hansen, D. Levesque, J. Zinn-Justin (North-Holland, Amsterdam, (1991).
- [6] R. Schilling in *Disorder Effects on Relaxation Processes*. Eds. R. Richter, A. Blumen (Springer, Berlin), (1994).
- [7] Proceedings of the second workshop on non-equilibrium phenomena in supercooled fluids, glasses and amorphous materials. *J. Phys. Cond. Mat.* **11** 10A, A1-378, (1999).
- [8] J. P. Hansen, I. R. McDonald. *Theory of Simple Liquids*. Academic Press, London, 2nd Edition, (1986).
- [9] C. G. Gray, K. E. Gubbins. *Theory of Molecular Fluids*. Clarendon, Oxford, (1984).
- [10] T. Franosch, M. Fuchs, W. Götze M. R. Mayr, A. P. Singh. *Phys. Rev. E* **56** 5659, (1997).
- [11] R. Schilling, T. Scheidsteger. *Phys. Rev. E* **56**, 2932, (1997).
- [12] K. Kawasaki. *Physica A* **243**, 25, (1997).
- [13] L. Fabbian, A. Latz, R. Schilling, F. Sciortino, P. Tartaglia, C. Theis *preprint: cond-mat/9905091* C. Theis, Diploma Thesis, Johannes Gutenberg University, Mainz, (1997)
- [14] S.-H. Chong, F. Hirata. *Phys. Rev. E* **58** 6188,, (1998).
- [15] B. J. Berne, P. Pechukas. *J. Chem. Phys.* **56**, 4213, (1972).
- [16] M. Letz, A. Latz. *preprint, cond-mat/9905055*, (1999).
- [17] D. Frenkel, B. M. Mulder, J. P. McTague. *Phys. Rev. Lett.* **52**, 287, (1984).
- [18] B. Groh, S. Dietrich. *Phys. Rev. E* **55**, 2892, (1997).
- [19] R. Brand, P. Lunkenheimer, U. Schneider, A. Loidl. *Phys. Rev. Lett.* **82**, 1951, (1999).
- [20] L. Fabbian, W. Götze, F. Sciortino, P. Tartaglia, F. Thiery. *Phys. Rev. E* **59**(2), R1347, (1999).
- [21] J. Bergenholtz, M. Fuchs. *preprint: cond-mat/9904228* ,, (1999).
- [22] If for a simple one-component liquid the MCT equations have more than one nontrivial solution: $f_1(q) > f_2(q) > \dots f_n(q) > 0$ then it is the largest one which is physical [5]. This proof uses the positivity of the corresponding vertices. For a molecular (and already for a binary) liquid these vertices are not positive in general. Since the extension to molecular systems of the proof in ref. [5] has not yet been done it is not sure that the statement is still true. Because we have found that $F'_{ll}(q, m) < F_{ll}(q, m)$ for *all* q, m and $l = l' \leq 2$, it is tempting to believe that it is still true.
- [23] K. Kawasaki. in *Phase transitions and critical phenomena*. C. Domb, M. S. Green (eds), Academic, London, (1976).