

# Relative evaporation probabilities of $^3\text{He}$ and $^4\text{He}$ from the surface of superfluid $^4\text{He}$

Jonathan P. Warren<sup>a</sup> and Charles D.H. Williams<sup>a,1</sup>,

<sup>a</sup>*School of Physics, University of Exeter, Stocker Road, Exeter EX4 4QL, United Kingdom*

## Abstract

We report a preliminary experiment which demonstrates that  $^3\text{He}$  atoms in Andreev states are evaporated by high-energy ( $E/k_B \approx 10.2\text{ K}$ ) phonons in a quantum evaporation process similar to that which occurs in pure  $^4\text{He}$ . Under conditions of low  $^3\text{He}$  coverage, high-energy phonons appear to evaporate  $^3\text{He}$  and  $^4\text{He}$  atoms with equal probability. However, we have not managed to detect *any*  $^3\text{He}$  atoms that have been evaporated by rotons, and conclude that the probability of a roton evaporating a  $^3\text{He}$  atom is less than 2% of the probability that it evaporates a  $^4\text{He}$  atom.

**Keywords:** Quantum evaporation; surface; liquid helium; 2-D fermion system

When small quantities of  $^3\text{He}$  are added to bulk superfluid  $^4\text{He}$  below  $T \sim 100\text{ mK}$  the atoms occupy so-called Andreev states [1] and form a degenerate two-dimensional fermion system. It has previously been reported that  $^3\text{He}$  can be evaporated by phonons [2] in a quantum evaporation [3] process. This report briefly describes an experiment to compare the evaporation probabilities for  $^3\text{He}$  and  $^4\text{He}$  atoms by positive group-velocity rotons and high-energy phonons.

An electrically heated  $1\text{ mm}^2$  thin-film heater in bulk superfluid  $^4\text{He}$  was used to generate excitations which travelled ballistically (path length  $6.3\text{ mm}$  at  $\theta = 14^\circ$  to the vertical) to the free surface (Fig. 1). Evaporated atoms were detected with a constant-temperature superconducting bolometer[4] at angle  $\phi$  to the vertical and at radius

$5.8\text{ mm}$  from the point of intersection of the liquid surface with the centre of the excitation beam.

The high-energy phonons that participate in evaporation have a narrow energy-distribution

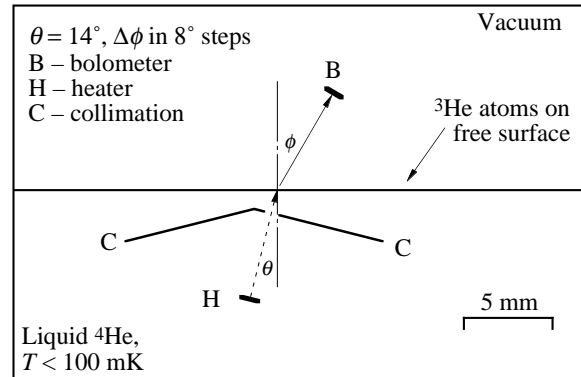


Fig. 1. Schematic diagram of the experiment. The bolometer angle  $\phi$  is adjusted with a stepper-motor.

<sup>1</sup> Corresponding author. E-mail: c.d.h.williams@ex.ac.uk

which peaks at  $E/k_B = 10.2$  K and cuts off below 10 K [5]. These phonons are generated about a millimeter in front of the heater by a complicated up-scattering mechanism [6]. The  $^3\text{He}$  atoms are less tightly-bound to the liquid surface than the  $^4\text{He}$  and therefore have a shorter time of flight to the bolometer [2]. The signals were recorded as a function of angle and surface concentration of  $^3\text{He}$ . The signal shapes are complicated because the  $^3\text{He}$  affects the bolometer responsivity and time-constant, but a simplified analysis is possible by considering only energy-conserving processes involving the dominant 10.2 K phonons, and the relative probabilities of phonon-atom evaporation processes can be inferred as follows.

With an isotopically pure  $^4\text{He}$  surface, the measured time  $\tau_4$  of the peak in the phonon- $^4\text{He}$  evaporation signal at  $\phi = 11^\circ$  (the kinematic angle of evaporation for 10.2 K phonons) is used to establish the arrival time of these phonons at the surface (Fig. 2). Next, the arrival time  $\tau_3(\phi)$  of a  $^3\text{He}$  atom evaporated by a 10.2 K phonon as a function of evaporation angle  $\phi$  is calculated (inset to Fig. 2). The  $^3\text{He}$  atoms have a two-dimensional Fermi distribution of momentum. Those nearest the Fermi energy have the earliest arrival times and travel along paths at the extremes of the angular-distribution of allowed evaporation directions. At a given bolometer position  $\phi$ , the amplitude of the

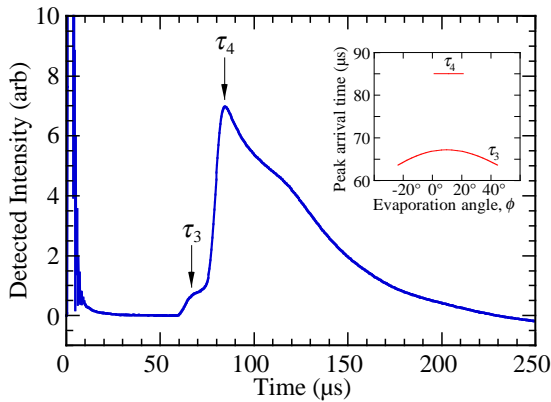


Fig. 2. A phonon-atom evaporation signal taken at  $\phi = 7^\circ$  and  $n_{3S} = 1.1 \text{ nm}^{-2}$ . The inset shows predicted arrival times associated with evaporation by a 10.2 K phonon.

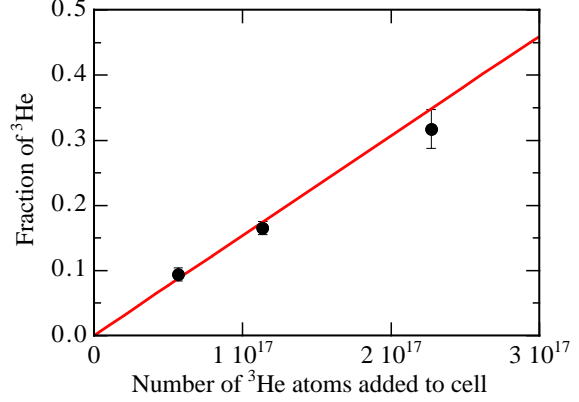


Fig. 3. Measured fraction of total evaporation signal due to  $^3\text{He}$  atoms (points) compared with calculated coverage of surface by  $^3\text{He}$  (line).

bolometer signal  $S(\phi, t)$  at time  $t = \tau_3(\phi)$  is – ignoring minor errors due to imperfect collimation – entirely due to  $^3\text{He}$  atoms which have been evaporated by 10.2 K phonons. By integrating the measurements of  $S(\phi, \tau_3(\phi))$  and  $S(\phi, \tau_4)$  over the solid angle, the relative numbers of  $^3\text{He}$  and  $^4\text{He}$  atoms evaporated by 10.2 K phonons can be estimated. We conclude that when  $^3\text{He}$  coverage is below 0.5 monolayers ( $3.3 \text{ nm}^{-2}$ ) a phonon will evaporate an atom of either isotope with equal probability (Fig. 3).

In the light of this result we were surprised to find no evidence, despite a careful search, that positive group-velocity rotons can quantum evaporate  $^3\text{He}$  atoms. We believe that the probability that a roton evaporates a  $^3\text{He}$  atom is less than our detector noise limit, *i.e.* 2% of its probability of evaporating a  $^4\text{He}$  atom.

## References

- [1] A.F. Andreev, Soviet Physics JETP **23** 939 (1966).
- [2] M.J. Baird *et al.*, Nature **304** 325 (1983).
- [3] C.D.H. Williams, J. Low Temp. Physics **113** 11 (1998).
- [4] C.D.H. Williams, Meas. Sci. Technol. **1** 322 (1990).
- [5] M.A.H. Tucker and A.F.G. Wyatt, J. Phys. Condens. Matter **6** 2813 & 2825 (1994).
- [6] N. Adamenko *et al.*, Phys. Rev. Lett. **82** 1482 (1999).