

The anomalous metallic ferromagnetic state of Sr doped manganites.

V. Ferrari and M. J. Rozenberg

Departamento de Física, FCEN, Universidad de Buenos Aires, Ciudad Universitaria Pab.I, (1428) Buenos Aires, Argentina.
(February 22, 2019)

We deduce a model relevant for the anomalous metallic state of Sr doped manganites at low temperatures within the ferromagnetic phase. Using Dynamical Mean Field Theory, we show that its solution can give a natural explanation to several anomalous features observed experimentally, such as the vanishing Drude contribution in optical conductivity, the pseudo-gap in the density of states, and the unusual dispersion observed in photoemission. The anomalous features are found to arise from the incoherent metallic (non-Fermi liquid) character of the solution of the model, which is shown to be equivalent to a Falicov-Kimball model in the limit of large spatial connectivity.

75.30.Vn, 71.27.+a

The fascinating physics of the perovskite manganite systems is continuously attracting the interest of experimentalists and theorists alike. Initially, most of the attraction focused on the colossal magnetoresistance (CMR) effect, due to its potential technological applications. Nevertheless, these systems brought us other remarkable and perhaps more puzzling surprises as, for instance, the strange nature of the metallic state at low temperatures. Optical conductivity experiments in Sr doped manganites $\text{La}_{1-x}\text{Sr}_x\text{MnO}_3$ by Tokura et al. [1], have demonstrated the presence of an extremely small Drude part with a strong mid-infrared contribution dominating the low frequency response. The dc-resistivity, on the other hand, shows conventional T^2 metallic behaviour, but its coefficient A has a strong doping dependence, a feature typical of strongly correlated systems [2]. In contrast, however, the specific heat experiments revealed a rather small effective mass enhancement [3]. Recent X-ray photoemission studies on n -layer Sr doped systems ($n=2$ and 1) by Dessau et al. [4] showed additional puzzling aspects. For instance, in the $n=1$ compound at $x=0.4$ there is a strong suppression of spectral weight near the Fermi energy, which correlates with the appearance of a pseudogap in the $n=2$ bi-layer system. Remarkably, this bi-layer system still shows a strong CMR effect with a rather good metallic ferromagnetic (FM) state at low T .

Providing theoretical insight to understand this puzzling combination is a challenging problem of strong current interest and the goal of the present work. One possible approach is to assume that the anomalous behaviour is due to the combined interaction of the many degrees of freedom which are a priori present in the perovskite manganites, such as, spin, orbital and local lattice distortion. This scenario has been recently investigated by Khalullin et al. [5] and Oles et al. [6]. Here we take a different approach in which by making a series of reasonable simplifying assumptions, we are lead to a minimal Hamiltonian. We then study the model predictions within the Dynamical Mean Field Theory (DMFT) [7] that becomes exact in the limit of large lattice dimensionality, or connectivity [8].

signality, or connectivity [8].

The derivation of a similar minimal Hamiltonian has been recently discussed elsewhere [9,10], so here we shall only mention the main assumptions to be made and point out some crucial distinct aspects of the model introduced in the present work. A rather general Hamiltonian for the low energy physics of the CMR manganite systems is, [11]

$$H = \sum_{\langle ij \rangle, a, b} \sum_{i, j} t_{ij}^{ab} (c_{ia}^\dagger c_{jb} + \text{h.c.}) + \sum_i J_H S_i \cdot S_i + \sum_{i, a, b} H_{JT} + U \sum_{i, a, b} n_{ia} n_{ib} + \sum_{i, a, b} (1 - n_{ia} - n_{ib}) \quad (1)$$

where $a, b = 1, 2$ are the orbital indexes of the e_g bands, t_{ij}^{ab} is the spin, t_{ij}^{ab} correspond to the amplitudes for nearest neighbours hopping, and the three electrons locked in the t_{2g} orbitals that form a local spin $3/2$ are described by S . The local spin density of the $(1-x)$ conduction electrons in the e_g bands is coupled to the spin- $3/2$ through the Hund's rule. The first two terms define a ferromagnetic Kondo lattice model and give a realization of the double exchange mechanism (DEM) [12,13], while the third includes Jahn-Teller polaronic effects [14]. These terms are widely considered to be responsible for much of the physics associated to the CMR effect that occurs at intermediate T of the order of the ferromagnetic transition T_c . However, it was recently emphasized that the model also predicts phase separation [15] in various regions of parameter space, which may play an important role for the complete understanding of the CMR. The last term accounts for local correlations due to a Hubbard-like interaction. While this interaction is recognized as an essential ingredient in every other transition metal oxide, it has only received very limited attention in manganites so far; but, as we shall see, it will play a crucial role in the anomalous FM phase at low T . Resonant photoemission experiments indicate that the LaMnO_3 parent compound is intermediate between a charge transfer and Mott-Hubbard insulator with $U \approx 3.5\text{eV}$ [16].

The exact solution of the full model (1) is clearly not possible, so we shall make a few simplifying assumptions

which are well justified in the FM phase at low enough temperatures. In passing we recall that the stability of the FM state is due to the DEM, that favors the gain in kinetic energy when the system is doped with x holes per site [17,18]. In a first approximation, we can neglect the Jahn-Teller polaronic term H_{JT} since the dynamical local distortions of the lattice, which have a noticeable effect in insulating phases and close to T_C , are found to disappear when one enters the metallic FM state [19,20,11]. On the other hand, we can also safely assume the local spins $3/2$ to be uniform and static and the magnetization of the $(1-x)$ conduction electrons to be perfectly aligned to them. This assumption is justified by the experimental observation that at low enough temperatures (below 200K at $x=0.2$) the local magnetization is found to saturate at the classical value [2]. In consequence, in the Hamiltonian (1) we can further drop all terms containing operators labeled with, say, the down spin index \downarrow .

With this considerations in mind we note that, a priori in this problem, the off diagonal hopping elements are of the same order of magnitude as the diagonal ones. Thus one may be tempted to make the simplifying assumption of considering all $t_{ij}^{\text{ab}} = t$, which allows for a simple generalization for the model to the limit of large d . Remarkably, as we shall argue below, this turns out to be a quite reasonable choice that captures some realistic features and, more importantly, will lead us to gain crucial insight in the nature of the electronic state of the anomalous FM metal.

$$t_{1\ xi}^{ab} = t \frac{1}{\frac{4}{3}} \frac{p}{\frac{4}{3}} \# \quad ; \quad t_{1\ yi}^{ab} = t \frac{1}{\frac{4}{3}} \frac{p}{\frac{4}{3}} \# \quad (2)$$

In Fig.1 we show the results for the optical conductivity [25] at various temperatures and small doping. We clearly observe the lack of a Drude part which is due to the non-Fermi liquid character of the metallic state. This Drude contribution is absent even at $T = 0$ and we can understand this result as due to the presence of localized electrons that break the translational invariance. More physically, the incoherent metallic state is due to the strong scattering of itinerant electrons at the positions occupied by the localized ones. We thus find that the optical spectra is dominated by the mid-infrared contribution which has a T dependence very similar to the experimental results of Okimoto et al. [1]. Note that the lower values of T were chosen to be of the same order of magnitude as in the experiments.

In Fig.2 we plot the results for the optical response as we doped the system away from half filling. We observe that the Drude part contribution rapidly emerges as the model recovers its translational invariance and the metallic state loses its non-Fermi liquid character. As we show in the inset of the figure, the reason for this behaviour is that when we reduce the chemical potential (decreasing the total number of particles) the occupation of the localized d^0 -electrons rapidly decreases and, at the same time, the occupation of the itinerant d^1 -electrons increases. Thus we have the simultaneous effects of a reduction of the scattering and an increase in the number of carriers with doping. We would like to point out, that this behavior is in good qualitative agreement with recent experimental results of Tokura et al. [26].

We now turn to the calculation of the density of states (DOS) which allows for the interpretation of the remarkable X-ray photoemission results [4]. The photoemission experiments were performed on n -layer systems at $x = 0.4$. The $n=2$ is a bi-layer system and the $n=1$ corresponds to the usual 3-dimensional compound. In the first case the samples can be cleaved and angle resolved photoemission results were obtained. They revealed the unexpected feature of a well defined quasiparticle resonance that shows usual band dispersion behavior away from the Fermi surface, but the dispersion flattens out as it approached the (expected location of the) Fermi surface, and remains flat without crossing $E_F = 0$. After angle integration, this behavior leads to the presence of a so called pseudogap at the Fermi energy. In the $n=1$ compound, angle resolved experiments are not possible and the angle integrated photoemission also shows a strong suppression of the spectral weight at E_F . In the upper part of Fig.3 we show the model prediction for the DOS that clearly show a suppression of spectral weight near $E_F = 0$. This is due to the splitting of the upper and lower Hubbard bands by an energy of order U . To gain further insight on the nature of the Hubbard bands and to make comparison of the predictions of the model to the angle resolved data, we compute the analog to a momentum resolved DOS within DMFT. In this theory [8,7] the

Green's function implicitly depends on momentum through the single particle energy $\epsilon_{\mathbf{k}}$ as,

$$G(\mathbf{k}; i\omega) = \frac{1}{i\omega - \epsilon_{\mathbf{k}} - \Sigma(\mathbf{k}; i\omega)} \quad (5)$$

where $\Sigma(\mathbf{k}; i\omega)$ is the self-energy (which is local in $d = 1$). Therefore, the connection to the usual \mathbf{k} -resolved DOS is made by noting that momenta close to the zone center (Γ -point) correspond to values of $\epsilon_{\mathbf{k}} \approx W/2$; momenta near E_F , to values of $\epsilon_{\mathbf{k}} \approx 0$; and momenta close to the zone boundary, to $\epsilon_{\mathbf{k}} \approx W$. In the lower part of Fig.3 we plot the results for the imaginary part of $G(\mathbf{k}; i\omega)$ for various values of ω across the Brillouin zone. These results provide insights on the nature of the dispersion of the interacting model and can be qualitatively compared to the angle resolved data of Ref. [4]. Using the same realistic values for the model parameters, we clearly see in the figure a distinct quasiparticle feature that disperses across the lower Hubbard band in the occupied part of the spectra ($\omega < 0$), and another one that has similar behaviour in the upper Hubbard band for the unoccupied part ($\omega > 0$). The first one, which is to be contrasted to photoemission experiments, shows a rather usual dispersive pattern for $\omega < 0$ (near the zone center), but it then flattens out as $\omega \rightarrow 0$, and remains flat up to higher values of ω (near the zone boundary). It is important to note that as the quasiparticle peak fails to cross the Fermi energy, it also becomes broader and has a rapid loss of weight, indicating its progressive incoherent nature as it approaches the low frequencies $\omega \rightarrow 0$. This behavior is in remarkable qualitative agreement with the angle resolved data in the bi-layer system [4]. We further note that the theoretical results also qualitatively capture the correct energy scales.

To conclude, we have proposed and solved a model relevant for the anomalous FM metallic state of Sr doped manganites at low T . Our results provide a consistent description of several unusual observations in the experimental spectroscopy. The mapping of the model onto a FK model, also explains the experimental finding that at upon doping to high values of x , the incoherent metal crosses-over to a regular Fermi liquid. On the other hand, at low values of doping, the orbital Falicov-Kimball model suggest that the charge-ordering of the ferromagnetic insulating phase might be associated to the well known charge density wave instability [23,27] of the model in bipartite lattices near half filling. We stress that our present work remains at a qualitative level, and a detailed calculation of the phase boundaries [28] and the eventual modifications that one may have to introduce to make more precise comparison with experiments are left for future work.

We acknowledge valuable discussions with A. M. Lichtenstein, B. Shraiman, Y. Tokura and A. Lichtenstein. VF acknowledges support of FOSD IC. MJR acknowledges support

-
- [1] Y Okamoto et al, Phys. Rev. Lett. 75, 109 (1995).
 - [2] A Urushibara et al, Phys. Rev. B 51, 14103 (1995).
 - [3] B F Woodhead, M L Wilson and J M Byers, Phys. Rev. Lett. 78, 3201 (1997).
 - [4] D S Dessau et al, Phys. Rev. Lett. 81, 192 (1998).
 - [5] G Khalullin and R Kilian, cond-mat/9904316
 - [6] A Morales, L F Feiner and J Zaanen, cond-mat/9904355
 - [7] A Georges, G Kotliar, W Krauth and M J Rozenberg Rev. Mod. Phys. 68, 13 (1996).
 - [8] W Metzner and D Vollhardt, Phys. Rev. Lett. 62 324 (1989).
 - [9] S. Ishihara et al, Phys. Rev. B 55, 8280 (1997). S. Ishihara et al. Phys. Rev. B 56, 686 (1997).
 - [10] M J Rozenberg, Eur. Phys. J. B 2, 457 (1998).
 - [11] A J Millis, R Mueller and B I Shraiman, Phys. Rev. B 54, 5405 (1996).
 - [12] C Zener, Phys. Rev. 82, 403 (1951).
 - [13] K Kubo and N Ohata, J. Phys. Soc. Jpn. 33, 21 (1972).
 - [14] A J Millis, P Littlewood and B I Shraiman, Phys. Rev. Lett. 74, 5144 (1995).
 - [15] A Moreo, S Yunoki and E Dagotto, Science 283, 2034 (1999).
 - [16] J-H Park et al, Phys. Rev. Lett. 76, 4215 (1996).
 - [17] P-G de Gennes, Phys. Rev. 118, 141 (1960).
 - [18] N Furukawa, J. Phys. Soc. Jpn. 63, 3214 (1994); 64, 2734 (1994).
 - [19] P G Radaelli et al, Phys. Rev. B 54, 8992 (1996).
 - [20] M C Martin et al, Phys. Rev. B 53, 14285 (1996).
 - [21] E Dagotto et al, Phys. Rev. B 58, 6414 (1998).
 - [22] L M Falicov and J C Kimball, Phys. Rev. Lett. 22, 997 (1969).
 - [23] U Brandt and C Mielsch, Z. Phys. 75, 365 (1989); ibid 79, 295 (1990); ibid 82, 37 (1991).
 - [24] Q Si, G Kotliar and A Georges, Phys. Rev. B 46, 1261 (1992).
 - [25] G Moller, A Ruckenstein and S. Schmitt-Rink, Phys. Rev. B 46, 7427 (1992).
 - [26] Y Tokura et al. Private communication.
 - [27] P G J van Dongen and D. Vollhardt, Phys. Rev. Lett. 65, 1663 (1990).
 - [28] J K Freericks, Phys. Rev. B 47, 9263 (1993).

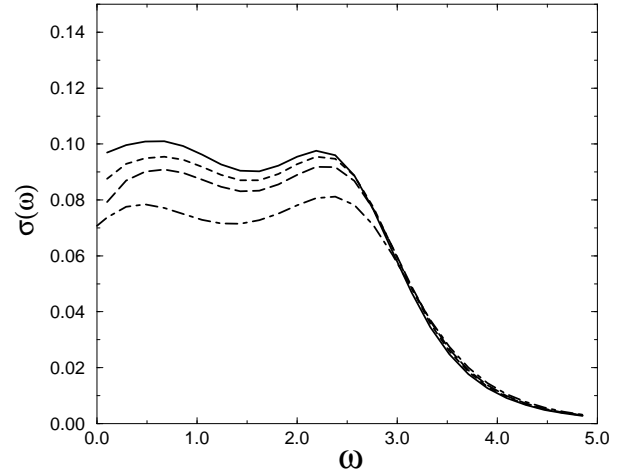


FIG. 1. Optical conductivity $\sigma(\omega)$ calculated for various temperatures $T/W = 0.005, 0.015, 0.05, 0.15$ (solid, dashed, long dashed, dot-dashed) and total number of particles $n = 0.93$.

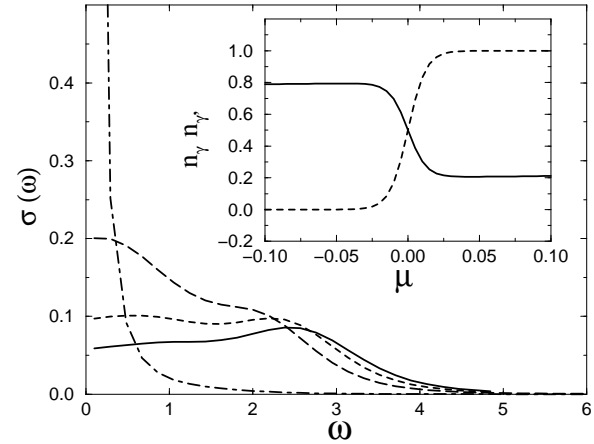


FIG. 2. Optical conductivity $\sigma(\omega)$ for $T/W = 0.005$ and the total number of particles $n = 0.95$ (solid), 0.93 (dashed), 0.9 (long dashed) and 0.8 (dash-dotted). The inset shows the number occupation n of the γ (solid) and 0 (dashed) orbitals as a function of the chemical potential μ .

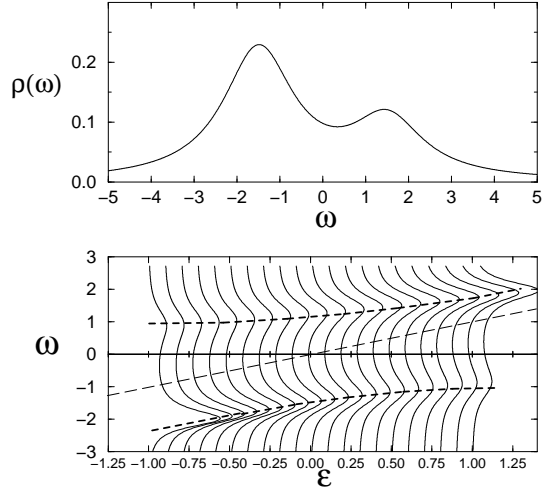


FIG. 3. The top figure is the density of states $\rho(\omega)$ obtained for $T = 0.005$ and $n = 0.93$. The bottom figure shows the ϵ -resolved density of states $\rho(\omega, \epsilon)$ calculated for various values of ϵ across the Brillouin zone. Note that the vertical axis corresponds to the frequency ω and the curves are plotted along the horizontal axis to better display the dispersion of the quasiparticle feature. The spectra $\rho(\omega, \epsilon)$ were shifted (in the horizontal direction) by their corresponding ϵ value. The thick dotted line is an aid to the eye to follow the dispersion of the quasiparticle feature as a function of ϵ across the Brillouin zone. The thin dashed line shows the itinerant electron band dispersion of the non-interacting FK model.