

Toward a Theory of Orbital Dispersion in LaMnO_3

Vasili Perebeinos and Philip B. Allen

Department of Physics and Astronomy, State University of New York, Stony Brook, New York 11794-3800
(March 11, 2018)

At 750K, LaMnO_3 has a cooperative Jahn-Teller (JT) distortion, with Mn atoms in distorted oxygen octahedra. This lifts the degeneracy of the singly-occupied e_g orbitals of the Mn^{3+} ions, which then become orbitally ordered. We use a minimal model to describe the ordered phase at $T = 0$. The on-site Coulomb repulsion U is set to infinity. There are two electronic orbitals and three oxygen vibrational coordinates per unit cell. In addition to spin excitations and phonons, the model has electronic excitations consisting of mis-orienting orbitals on Mn ions. Neglecting coupling to the oxygen displacements, the gap to such excitations is $2\Delta = 16g^2/K$ where g is the electron-phonon coupling and K is the oxygen spring constant. When static oxygen displacements are coupled, this excitation becomes a self-trapped exciton with energy Δ , half the JT gap. Adding dynamic oxygen displacements in one-phonon approximation introduces dispersion to both the (previously Einstein-like) phonons and the orbital excitons (“orbitons”). One of the phonon branches has zero frequency at $\vec{k} = (0, 0, \pi)$. This is the Goldstone mode of the JT broken symmetry.

I. INTRODUCTION

The fascinating properties of Manganite perovskites have recently been rediscovered [1–3]. LaMnO_3 has Mn^{3+} ions with electronic configuration $3d^4$ in the high-spin $t_{2g}^3 e_g^1$ state. The single electron in the doublet e_g level is Jahn-Teller (JT) active. A cubic to orthorhombic distortion [4] occurs at $T_{\text{JT}}=750\text{K}$ which lifts the degeneracy with alternating sign in alternating cells, and drives orbital ordering [5]: x and y -oriented e_g orbitals alternate in the $x - y$ plane. This cooperative JT transition yields a layer structure which then determines at the much lower Neel temperature ($T_N=240\text{K}$) an antiferromagnetic “A-type” (AFA) [6] spin-ordering with ferromagnetic spin order in the $x - y$ planes. We believe that the principal term in the Hamiltonian which drives the cooperative JT transition is coupling of Mn orbitals to motions of oxygen atoms along the directions of the (approximately 180°) Mn-O-Mn bonds. In a previous paper [7] we have discussed a model for the JT transition and used this model both to describe the $T = 0$ phase of pure LaMnO_3 and the formation of small polarons when hole-doped as in $\text{La}_{1-x}\text{Ca}_x\text{MnO}_3$. Our model is related to the Rice-Sneddon [8] model for BaBiO_3 , and was introduced for LaMnO_3 by Millis [9].

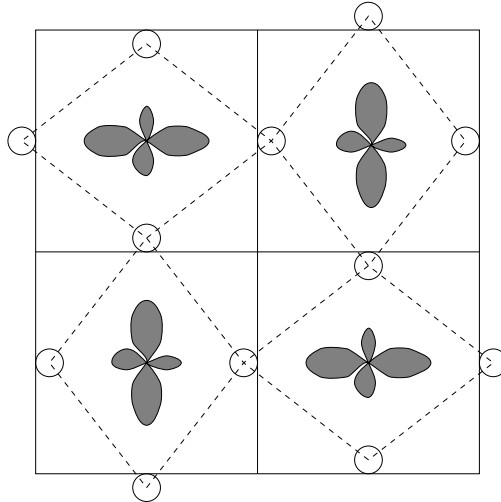


FIG. 1. Schematic of Jahn-Teller distorted LaMnO_3 $x - y$ plane with orbitals ordered

Our calculations are done at $T=0$ and $x=0$. Previous authors [10–12] have studied orbital dynamics using models which omit JT and electron-phonon effects, focussing on dynamics induced by hopping. This leads to complicated orbital dynamics strongly dependent on spin order because of Hubbard and Hund energies. Our model emphasizes a very different kind of physics. Because we take $U = \infty$ and $x=0$, there is no hopping and the spins are decoupled from

other degrees of freedom. The remaining electron-phonon physics is still very rich, and we think it will be dominant at small x . Other treatments of the small x orbital dynamics exist (see ref. [13] and papers cited there), but the large ratio T_{JT}/T_N argues against omitting the electron-phonon physics at small x .

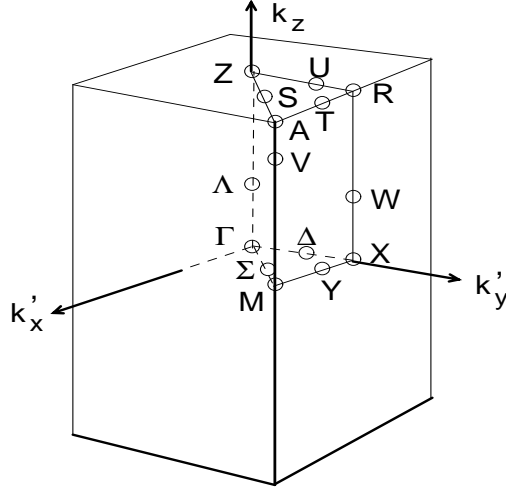


FIG. 2. Tetragonal Brillouin zone of the Jahn-Teller distorted phase of LaMnO₃

II. MODEL AND GROUND STATE

Each cubic cell has 5 degrees of freedom, two electronic and 3 lattice dynamical. The electronic degrees of freedom are occupancies of the Mn e_g orbitals. In Van Vleck notation [14] ψ_2 and ψ_3 are the familiar $x^2 - y^2$ and $3z^2 - r^2$ functions. These can be rotated by 45° to an alternative orthogonal basis, the symmetrical pair $\psi_X, \psi_Y = (-\psi_3 \pm \psi_2)/\sqrt{2}$. These orbitals point in x and y directions respectively, with a moderately strong lobe in the z direction.

Lattice dynamical degrees of freedom are labeled by $u(\ell \pm x)$, $u(\ell \pm y)$, and $u(\ell \pm z)$, which refer to oxygen displacements along the x , y , and z directions of the oxygen atoms half-way between the Mn atom at site ℓ and the next atom in the $\pm x$, $\pm y$, and $\pm z$ directions, respectively. The notation $u(\ell - x)$ is equivalent to $u(\ell' + x)$ for the Mn site ℓ' , which is translated from ℓ by one unit in the $-x$ -direction.

It is convenient to use both the Cartesian labeling given above, and a Van Vleck labeling:

$$\begin{aligned}\sqrt{3/2}Q_1(\ell) &= [u(\ell + x) - u(\ell - x)] + [u(\ell + y) - u(\ell - y)] + [u(\ell + z) - u(\ell - z)] \\ Q_2(\ell) &= [u(\ell + x) - u(\ell - x)] - [u(\ell + y) - u(\ell - y)] \\ \sqrt{3}Q_3(\ell) &= 2[u(\ell + z) - u(\ell - z)] - [u(\ell + x) - u(\ell - x)] - [u(\ell + y) - u(\ell - y)]\end{aligned}\quad (1)$$

Our starting Hamiltonian \mathcal{H} has a lattice term \mathcal{H}_L and an electron-phonon term \mathcal{H}_{ep} . The lattice term does not have a useful expression in the Van Vleck notation, and is best written as

$$\mathcal{H}_L = \sum_{\ell, \lambda=x,y,z} \left(\frac{K}{2} u^2(\ell + \lambda) + \frac{1}{2M} p^2(\ell + \lambda) \right). \quad (2)$$

On the other hand, the electron-phonon term is best written in Van Vleck operators,

$$\begin{aligned}\mathcal{H}_{ep} &= -g \sum_{\ell} \left(c_X^\dagger(\ell), c_Y^\dagger(\ell) \right) \begin{pmatrix} Q_2(\ell) & -Q_3(\ell) \\ -Q_3(\ell) & -Q_2(\ell) \end{pmatrix} \begin{pmatrix} c_X(\ell) \\ c_Y(\ell) \end{pmatrix} \\ &\quad - \sqrt{2}g \sum_{\ell} Q_1(\ell) \left(c_X^\dagger(\ell) c_X(\ell) + c_Y^\dagger(\ell) c_Y(\ell) \right).\end{aligned}\quad (3)$$

In the undoped case, each Mn site is singly occupied; we stay in the subspace where the operator relation

$$c_X^\dagger(\ell) c_X(\ell) + c_Y^\dagger(\ell) c_Y(\ell) = 1 \quad (4)$$

holds. The degenerate e_g orbitals are defined to have zero energy.

In adiabatic approximation, the ground state of this Hamiltonian has a doubled unit cell and a net average oxygen displacement $(Q_2(\ell), Q_3(\ell))$ of the type $Q(\cos\theta, \sin\theta) \exp(i\vec{q} \cdot \vec{\ell})$. The wave-vector $\vec{q} = (\pi, \pi, \pi)$ is favored, but the angle θ in the (Q_2, Q_3) -plane is undetermined. The observed distortion, of the Q_2 -type ($\theta = 0$), is fixed by terms left out of our Hamiltonian. Once a Q_2 -type order parameter is established, the wave-vector \vec{q} can equally well be $(\pi, \pi, 0)$, and this is what is observed. The lattice is now bi-partite. We label sites by A when $\exp(i\vec{q} \cdot \vec{\ell})$ is 1, and by B when it is -1. According to Eqn. 3, the A sites will be occupied by X orbitals and the B sites by Y orbitals. The alternating occupancy of these orbitals on A and B sublattices is shown schematically in Fig. (1).

Oxygen atoms move off-center by $\pm 2g/K$, giving a JT distortion $Q_2 = 8g/K \exp(i\vec{q} \cdot \vec{\ell})$. This lowers the energy of each occupied orbital by $8g^2/K = \Delta$ and raises the empty orbitals by the same amount. The distortion raises the lattice energy by $4Ng^2/K$, which is half the energy lowering of $8Ng^2/K$ from Jahn-Teller energy. The lowest electronic excited states ("orbitons") are misoriented orbitals which cost $16g^2/K = 2\Delta \approx 2\text{eV}$.

III. ORBITON HAMILTONIAN

We are interested in the lowest excited states of the model. We allow vibrations of oxygen atoms around their distorted positions. Therefore we are no longer making the adiabatic approximation. Lattice vibrations will renormalize both the ground state and the orbiton excitations. By flipping an orbital we create an orbital defect. We can define a creation operator $a^\dagger(\ell)$ for the orbital defect on the A site as $c_Y^\dagger(\ell)c_X(\ell)$, and similarly on the B site $b^\dagger(\ell) = c_X^\dagger(\ell)c_Y(\ell)$. One can show that these operators obey Fermi commutation relations in the subspace of singly occupied sites. Furthermore one can show that on the A sublattice number the operator of the misoriented orbitals $c_Y^\dagger(\ell)c_Y(\ell)$ is the same as $a^\dagger(\ell)a(\ell)$; similarly on the B sublattice $c_X^\dagger(\ell)c_X(\ell)$ is the same as $b^\dagger(\ell)b(\ell)$.

Using these definitions we can rewrite the Hamiltonian Eqns. 2, 3 in terms of the lattice fluctuations $u(\ell + \lambda)$ defined as $u_0(\ell + \lambda) + \delta u(\ell + \lambda)$, where $u_0(\ell + \lambda) = \pm 2g/K$ in x or y direction and 0 in the z direction.

$$\begin{aligned}
4Ng^2/K + \mathcal{H}_{\text{ep}} + \mathcal{H}_L = & 2\Delta \left(\sum_{\ell \in A} a^\dagger(\ell)a(\ell) + \sum_{\ell \in B} b^\dagger(\ell)b(\ell) \right) \\
& + \sum_{\ell, \lambda=x,y,z} \left(\frac{K}{2} \delta u^2(\ell + \lambda) + \frac{1}{2M} p^2(\ell + \lambda) \right) \\
& + 2g \left(\sum_{\ell \in A} \delta Q_2(\ell) a^\dagger(\ell)a(\ell) - \sum_{\ell \in B} \delta Q_2(\ell) b^\dagger(\ell)b(\ell) \right) \\
& + g \left(\sum_{\ell \in A} \delta Q_3(\ell) (a^\dagger(\ell) + a(\ell)) + \sum_{\ell \in B} \delta Q_3(\ell) (b^\dagger(\ell) + b(\ell)) \right)
\end{aligned} \tag{5}$$

The next step is into Fourier space. Define Fourier variables by

$$\begin{aligned}
a(\ell) &= \sqrt{\frac{2}{N}} \sum_k a_k e^{i\vec{k} \cdot \vec{\ell}} \\
b(\ell) &= \sqrt{\frac{2}{N}} \sum_k b_k e^{i\vec{k} \cdot \vec{\ell}} \\
\delta u(\ell + \lambda) &= \sqrt{\frac{2}{N}} \sum_k \sqrt{\frac{\hbar}{2M\omega}} \delta u_{k\lambda} e^{i\vec{k} \cdot \vec{\ell}}
\end{aligned} \tag{6}$$

where $\delta u_{k\lambda} = f_{k\lambda} + f_{-k\lambda}^\dagger$, if ℓ is on the A sublattice, and otherwise $\delta u_{k\lambda} = g_{k\lambda} + g_{-k\lambda}^\dagger$. The Fourier-transformed Hamiltonian has the form

$$\mathcal{H} = \mathcal{H}_{\text{orb}}^0 + \mathcal{H}_{\text{ph}}^0 + \mathcal{H}_3(\delta Q_3) + \mathcal{H}_2(\delta Q_2). \tag{7}$$

The first two terms are unperturbed dispersionless orbitons and phonons with energy 2Δ and $\hbar\omega$.

$$\begin{aligned}
\mathcal{H}_{\text{orb}}^0 &= 2\Delta \sum_k (a_k^\dagger a_k + b_k^\dagger b_k) \\
\mathcal{H}_{\text{ph}}^0 &= \hbar\omega \sum_{k, \lambda=x,y,z} (f_{k\lambda}^\dagger f_{k\lambda} + g_{k\lambda}^\dagger g_{k\lambda})
\end{aligned} \tag{8}$$

The last two terms give the coupling of orbiton density to quantum fluctuations of the lattice of the δQ_3 -type and δQ_2 -type.

$$\begin{aligned}\mathcal{H}_3(\delta Q_3) &= \kappa_3 \sum_k \left[\left(a_k^\dagger + a_{-k} \right) \left(A_1(k) + A_1^\dagger(-k) \right) + \left(b_k^\dagger + b_{-k} \right) \left(A_2(k) + A_2^\dagger(-k) \right) \right] \\ \mathcal{H}_2(\delta Q_2) &= \kappa_2 \sum_k \left[\left(B_1(k) + B_1^\dagger(-k) \right) \rho_a(k) + \left(B_2(k) + B_2^\dagger(-k) \right) \rho_b(k) \right]\end{aligned}\quad (9)$$

We are now explicitly using the $(\pi\pi 0)$ wavevector for Jahn-Teller oxygen distortions. New operators A , B , are introduced to represent the Fourier transformed $\delta Q_3(k)$ and $\delta Q_2(k)$ variables, and new operators ρ_a and ρ_b are used for orbiton densities on A and B sites:

$$\begin{aligned}A_1(k) &= 2f_{k_z} (1 - e^{-ik_z}) - f_{k_x} - f_{k_y} + g_{k_x} e^{-ik_x} + g_{k_y} e^{-ik_y} \\ A_2(k) &= 2g_{k_z} (1 - e^{-ik_z}) - g_{k_x} - g_{k_y} + f_{k_x} e^{-ik_x} + f_{k_y} e^{-ik_y} \\ B_1(k) &= f_{k_x} - f_{k_y} - g_{k_x} e^{-ik_x} + g_{k_y} e^{-ik_y} \\ B_2(k) &= g_{k_x} - g_{k_y} - f_{k_x} e^{-ik_x} + f_{k_y} e^{-ik_y} \\ \rho_a(k) &= \sqrt{\frac{2}{N}} \sum_q a_{k+q}^\dagger a_q \\ \rho_b(k) &= \sqrt{\frac{2}{N}} \sum_q b_{k+q}^\dagger b_q\end{aligned}\quad (10)$$

The term due to δQ_3 couples orbitons to the phonon subspace with coupling constant $\kappa_3 = g(\hbar/6M\omega)^{1/2} = (\hbar\omega\Delta/48)^{1/2}$. Since the phonon energy is much smaller than the orbiton energy ($\hbar\omega \ll \Delta$) this term can be treated perturbatively. The term due to Q_2 couples phonon vibrations to orbiton densities with the coupling constant $\kappa_2 = 2g(\hbar/2M\omega)^{1/2} = (\hbar\omega\Delta/4)^{1/2}$. This term describes oxygen vibrations around new positions which relax by an amount proportional to the orbiton density ρ in order to lower the energy of the orbiton excitation. To deal with term we make a displaced oscillator transformation. In place of the phonon operators $f_{k_\lambda}, g_{k_\lambda}$ defined above, we will use the following operators:

$$\begin{aligned}F_{k_x} &= f_{k_x} + \frac{\kappa_2}{\hbar\omega} (\rho_a(-k) + \rho_b(-k)e^{ik_x}) \\ F_{k_y} &= f_{k_y} - \frac{\kappa_2}{\hbar\omega} (\rho_a(-k) + \rho_b(-k)e^{ik_y}) \\ G_{k_x} &= g_{k_x} - \frac{\kappa_2}{\hbar\omega} (\rho_a(-k)e^{ik_x} + \rho_b(-k)) \\ G_{k_y} &= g_{k_y} + \frac{\kappa_2}{\hbar\omega} (\rho_a(-k)e^{ik_y} + \rho_b(-k)) \\ F_{k_z} &= f_{k_z} \\ G_{k_z} &= g_{k_z}\end{aligned}\quad (11)$$

These new operators are bosonic. They were chosen to complete squares in the $\mathcal{H}_{\text{ph}}^0 + \mathcal{H}_2(\delta Q_2)$ part of the Hamiltonian, which becomes

$$\begin{aligned}\mathcal{H}_{\text{ph}}^0 + \mathcal{H}_2(\delta Q_2) &= \hbar\omega \sum_{k,\lambda=x,y,z} \left(F_{k_\lambda}^\dagger F_{k_\lambda} + G_{k_\lambda}^\dagger G_{k_\lambda} \right) \\ &\quad - \frac{(\kappa_2)^2}{\hbar\omega} \sum_{k,\lambda=x,y} \left[(\rho_a(k) + \rho_b(k)e^{-ik_\lambda}) \times (\text{HC}) + (\rho_a(k)e^{-ik_\lambda} + \rho_b(k)) \times (\text{HC}) \right]\end{aligned}\quad (12)$$

where HC stands for Hermitean conjugate.

We now truncate the Hilbert space to the subspace with only one orbiton present. Then the product of two adjacent orbiton annihilation operators gives zero. Then Eqn. 12 can be simplified further by noting that $\sum_k [\rho_a(k)\rho_a(-k) + \rho_b(k)\rho_b(-k)]$ is the same as $\sum_k [a^\dagger(k)a(k) + b^\dagger(k)b(k)]$; cross terms are zero in our subspace. The second term of Eqn. 12 then combines with $\mathcal{H}_{\text{orb}}^0$ Eqn. (8) to renormalize the orbiton energy by $-4(\kappa_2)^2/\hbar\omega = -\Delta$. The orbiton energy is now exactly half of the bare energy 2Δ . The reason is obvious in a site representation. Flipping an orbital creates a

local region where an orbital is surrounded in the xy plane by other orbitals of the same orientation. Oxygen atoms adjacent to the central (flipped) orbital will now prefer to locate in undistorted positions. This means that rather than raising the local energy from $-\Delta$ to $+\Delta$ with the flip, we have instead raised it from $-\Delta$ to 0. This is the sole influence of δQ_2 -type fluctuations in the one-orbital subspace.

Now we transform the rest of the Hamiltonian to the displaced oscillator operators. Substituting new phonon operators (11) into $\mathcal{H}_3(\delta Q_3)$ generates the same term as in (9), but with old phonon operators replaced with new ones, plus additional terms coupling orbiton operators to orbiton density operators. The new Hamiltonian has the following form:

$$\mathcal{H} = \mathcal{H}_{\text{orb}} + \mathcal{H}_{\text{ph}} + \mathcal{H}_1 + \mathcal{H}_2 + \mathcal{H}_3 \quad (13)$$

where the first two terms are the new bare orbitons and phonons

$$\begin{aligned} \mathcal{H}_{\text{orb}} &= \Delta \sum_k \left(a_k^\dagger a_k + b_k^\dagger b_k \right) \\ \mathcal{H}_{\text{ph}} &= \hbar\omega \sum_{k,\lambda=x,y,z} \left(F_{k\lambda}^\dagger F_{k\lambda} + G_{k\lambda}^\dagger G_{k\lambda} \right). \end{aligned} \quad (14)$$

There are now three coupling terms left,

$$\begin{aligned} \mathcal{H}_1 &= \kappa_3 \sum_k \left(a_k^\dagger A_1(k) + b_k^\dagger A_2(k) + \text{HC} \right) \\ \mathcal{H}_2 &= \kappa_3 \sum_k \left(a_k^\dagger A_1^\dagger(-k) + b_k^\dagger A_2^\dagger(-k) + \text{HC} \right) \\ \mathcal{H}_3 &= \kappa_2^0 \sum_k (\cos k_x - \cos k_y) \left(a_k^\dagger \rho_b(-k) + b_k^\dagger \rho_a(-k) + \text{HC} \right). \end{aligned} \quad (15)$$

Here the A and B operators are the same as defined in (10) after substitution of the new phonon operators F and G in place of f and g . The new coupling constant κ_2^0 is $4\kappa_1\kappa_2/\hbar\omega = \Delta/\sqrt{12}$. The perturbation part of the Hamiltonian $\mathcal{H}_1 + \mathcal{H}_2 + \mathcal{H}_3$ couples orbitons and phonons to states with energies lying above or below by the order of Δ . These terms will be handled in the next section.

IV. LOW ENERGY EFFECTIVE HAMILTONIAN

In the Hamiltonian (14,15) orbitons and phonons are coupled directly through the \mathcal{H}_1 term. The term \mathcal{H}_3 does not couple to the phonons, but couples the one orbiton subspace to the two orbiton subspace. The remaining \mathcal{H}_2 piece couples the one orbiton and one phonon states to states with one more orbiton and one more phonon. Thus the Hamiltonian matrix acting on the one phonon and one orbiton subspace has the structure:

$$\mathcal{H}\Psi = \begin{pmatrix} \hbar\omega \hat{I} & \mathcal{H}_1 & \mathcal{H}_{2a} & 0 & 0 \\ \mathcal{H}_1 & \Delta \hat{I} & 0 & \mathcal{H}_3 & \mathcal{H}_{2b} \\ \mathcal{H}_{2a} & 0 & (\Delta + 2\hbar\omega) \hat{I} & 0 & 0 \\ 0 & \mathcal{H}_3 & 0 & 2\Delta \hat{I} & 0 \\ 0 & \mathcal{H}_{2b} & 0 & 0 & (2\Delta + \hbar\omega) \hat{I} \end{pmatrix} \begin{pmatrix} \Psi(1\text{ph}) \\ \Psi(1\text{orb}) \\ \Psi(1\text{orb} + 2\text{ph}) \\ \Psi(2\text{orb}) \\ \Psi(2\text{orb} + 1\text{ph}) \end{pmatrix} \quad (16)$$

The operator \mathcal{H}_2 has matrix elements \mathcal{H}_{2a} when it couples the 1 phonon to the 1 orbiton plus 2 phonon subspace, and matrix elements \mathcal{H}_{2b} when it couples the 1 orbiton to the 2 orbiton plus 1 phonon subspace. The operator \mathcal{H}_1 couples 1 orbiton to 1 phonon. It also couples 1 orbiton plus 2 phonons to 2 orbitons plus 1 phonon. However, this block does not influence the 1 phonon or 1 orbiton answers except in higher order, so these elements of the Hamiltonian matrix are omitted.

This Hamiltonian can be perturbatively reduced to two separate low-energy effective Hamiltonians, one for single orbitons and one for single phonons:

$$\begin{aligned} \mathcal{H}_{\text{orb}}^{\text{eff}} &= \mathcal{H}_{\text{orb}} + \mathcal{H}_1 (E - \hbar\omega)^{-1} \mathcal{H}_1 + \mathcal{H}_{2b} (E - (2\Delta + \hbar\omega))^{-1} \mathcal{H}_{2b} + \mathcal{H}_3 (E - 2\Delta)^{-1} \mathcal{H}_3 \\ \mathcal{H}_{\text{ph}}^{\text{eff}} &= \mathcal{H}_{\text{ph}} + \mathcal{H}_1 (E - \Delta)^{-1} \mathcal{H}_1 + \mathcal{H}_{2a} (E - (\Delta + 2\hbar\omega))^{-1} \mathcal{H}_{2a} \end{aligned} \quad (17)$$

The 2×2 effective Hamiltonian $\mathcal{H}_{\text{orb}}^{\text{eff}}$ acts on wavefunctions built from two types of orbitons $(a_q^\dagger, b_q^\dagger) |0, 0\rangle$. Similarly the 6×6 effective Hamiltonian $\mathcal{H}_{\text{ph}}^{\text{eff}}$ acts on six-component wavefunctions $(F_{q\lambda}^\dagger, G_{q\lambda}^\dagger) |0, 0\rangle$, where $\lambda = x, y, z$. The unperturbed ground state $|0, 0\rangle$ with zero orbitons and phonons couples through the \mathcal{H}_2 term to states of one phonon and one orbiton. This leads to a ground energy shift $\delta E_{GS} = \langle 0, 0 | \mathcal{H}_2 (E - (\Delta + \hbar\omega))^{-1} \mathcal{H}_2 | 0, 0 \rangle$.

The problem is now reduced to computation and diagonalization of a 2×2 and a 6×6 matrix. Note that we could have taken into account the \mathcal{H}_1 part of the perturbation Hamiltonian by leaving it as an off-diagonal coupling term, giving an 8×8 effective Hamiltonian to compute and diagonalize. The error we make by folding it down as in (17) has the same order of magnitude $(\hbar\omega/\Delta)^2$ as the other errors we make in our perturbation theory.

Our next task is to evaluate the matrix elements of the effective Hamiltonians (17). After straight-forward algebra the result (with the ground energy shift $\delta E_{GS} = -12\kappa_3^2 N / (\Delta + \hbar\omega)$ subtracted out) is:

$$\begin{aligned}\mathcal{H}_{\text{orb}}^{\text{eff}} &= \left(\Delta - \frac{(\kappa_2^0)^2}{\Delta} \right) \hat{I} + \left(\frac{\kappa_3^2}{\Delta - \hbar\omega} + \frac{\kappa_3^2}{\Delta + \hbar\omega} \right) \left((12 - 8 \cos k_z) \hat{I} - 2 (\cos k_x + \cos k_y) \hat{\sigma}_x \right) \\ \mathcal{H}_{\text{ph}}^{\text{eff}} &= \hbar\omega \hat{I} + \left(\frac{\kappa_3^2}{\Delta - \hbar\omega} + \frac{\kappa_3^2}{\Delta + \hbar\omega} \right) \begin{pmatrix} \mathcal{H}_a & \mathcal{H}_b \\ \mathcal{H}_b^* & \mathcal{H}_a \end{pmatrix}\end{aligned}\quad (18)$$

Where $\hat{\sigma}_x$ is a Pauli matrix. The 3×3 matrixes \mathcal{H}_a and \mathcal{H}_b are

$$\begin{aligned}\mathcal{H}_a &= \begin{pmatrix} 2 & 1 + e^{i(k_x - k_y)} & -2 + 2e^{-ik_z} \\ 1 + e^{i(k_y - k_x)} & 2 & -2 + 2e^{-ik_z} \\ -2 + 2e^{ik_z} & -2 + 2e^{ik_z} & 8 - 8 \cos k_z \end{pmatrix} \\ \mathcal{H}_b &= \begin{pmatrix} -2 \cos k_x & -e^{-ik_y} - e^{ik_x} & 2e^{ik_x} - 2e^{i(k_x - k_z)} \\ -e^{ik_y} - e^{-ik_x} & -2 \cos k_y & 2e^{ik_y} - 2e^{i(k_y - k_z)} \\ 2e^{-ik_x} - 2e^{i(k_z - k_x)} & 2e^{-ik_y} - 2e^{i(k_z - k_y)} & 0 \end{pmatrix}\end{aligned}\quad (19)$$

By solving (18) for eigenvalues and eigenvectors we find the dispersion law of orbitons and phonons. In our approximation it is consistent to neglect $\hbar\omega$ relative to Δ in the denominators of (18). Then we obtain two dispersive modes for orbitons and two for phonons, while 4 phonon modes remains degenerate with eigenvalues $E_{ph}^{3,4,5,6} = \hbar\omega$. The dispersive modes are:

$$\begin{aligned}E_{\text{orb}}^1 &= \frac{11}{12} \Delta + \frac{\hbar\omega}{12} (6 - 4 \cos k_z + \cos k_x + \cos k_y) \\ E_{\text{orb}}^2 &= \frac{11}{12} \Delta + \frac{\hbar\omega}{12} (6 - 4 \cos k_z - \cos k_x - \cos k_y) \\ E_{\text{ph}}^1 &= \hbar\omega - \frac{\hbar\omega}{12} (6 - 4 \cos k_z + \cos k_x + \cos k_y) \\ E_{\text{ph}}^2 &= \hbar\omega - \frac{\hbar\omega}{12} (6 - 4 \cos k_z - \cos k_x - \cos k_y)\end{aligned}\quad (20)$$

The Jahn-Teller distortion Q_2 with a $(\pi, \pi, 0)$ wavevector creates a simple tetragonal Brillouin zone, show in Fig. 2. Fig. 3 shows the orbiton and phonon eigenvalues along principle symmetry lines. An interesting result is that the energy of one of the phonon branches goes to zero at wavevector $\vec{k} = (0, 0, \pi)$. The ground state energy of our Hamiltonian is degenerate in (Q_2, Q_3) plane. It depends only on magnitude of the vector $\vec{Q} = (Q_2, Q_3)$, but not on its direction. We have chosen a Q_2 -type distortion as is observed in experiment. In our model, an infinitesimal distortion of the Q_3 type does not cost any energy. This Goldstone mode occurs necessarily at the Z point of the Brillouin zone because only a $\vec{q} = (\pi, \pi, \pi)$ order parameter is independent of the direction of ordering in (Q_2, Q_3) -space.

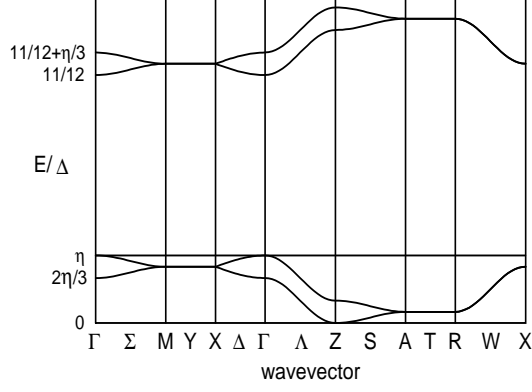


FIG. 3. Dispersion relation of orbitons (upper two curves) and phonons of Jahn-Teller distorted LaMnO₃. Energies are measured in units of the JT gap Δ . Four phonon branches decouple from orbitons and retain their bare energies $\hbar\omega$, independent of wavevector. The parameter $\eta = \hbar\omega/\Delta$ has been set to 0.25 for display purposes. A likely value of this parameter is 0.06.

V. CONCLUSION

In this work we discuss the dispersion of the orbiton excitation caused by coupling to phonons. We solve a simple but reasonably realistic model, which has previously been used [7,9] to describe the insulating nature and magnetic ordering of lightly doped LaMnO₃. The solution makes a single occupancy approximation, allowing only one electron per Mn site. We restrict consideration to creation of only a single orbiton defect. We show that the electron-phonon interaction reduces the energy of the excitation by a factor of two, which is due to lattice relaxation. We also obtain a zero energy excitation or Goldstone mode which is due to a broken continuous symmetry of the Hamiltonian. We ignored two other sources of dispersion of the orbiton – the hopping terms (t^2/U), and direct quadrupolar Coulomb coupling. These effects would probably cause a similar size dispersion to the one we considered, but would not have the major effect of reducing the JT gap by a factor of two which occurs because of coupling to phonons.

ACKNOWLEDGMENTS

We thank A. J. Millis, J. P. Hill and S. Ishihara for help. This work was supported in part by NSF grant no. DMR-9725037.

-
- [1] G. Jonker and J. H. van Santen, *Physica (Amsterdam)* **16**, 337 (1950).
 - [2] R. M. Kusters, J. Singleton, D. A. Keen, R. McGreevy, and W. Hayes, *Physica B* **155**, 362 (1989).
 - [3] S. Jin, T. H. Tiefel, M. McCormack, R. A. Fastnacht, R. Ramesh, and L. H. Chen, *Science* **264**, 413 (1994).
 - [4] J. B. Goodenough, A. Wold, R. J. Arnett, and N. Menyuk, *Phys. Rev.* **124**, 373 (1961); J. Rodriguez-Carvajal, M. Hennion, F. Moussa, A. H. Moudden, L. Pinsard, and A. Revcolevschi, *Phys. Rev. B* **57**, 3189 (1998);
 - [5] Y. Murakami, J. P. Hill, D. Gibbs, M. Blume, I. Koyama, M. Tanaka, H. Kawata, T. Arima, Y. Tokura, K. Hirota, and Y. Endoh, *Phys. Rev. Lett.* **81**, 582 (1998).
 - [6] E. O. Wollan and W. C. Koehler, *Phys. Rev.* **100**, 545 (1955).
 - [7] P. B. Allen and V. Perebeinos, *Phys. Rev. B* (in press).
 - [8] T. M. Rice and L. Sneddon, *Phys. Rev. Letters* **47**, 689 (1982).
 - [9] A. J. Millis, *Phys. Rev. B* **53**, 8434 (1996).
 - [10] S. Ishihara, J. Inoue, and S. Maekawa, *Phys. Rev. B* **55**, 8280 (1997).
 - [11] L. F. Feiner and A. M. Oleś, *Phys. Rev. B* **59**, 3295 (1999).
 - [12] P. Horsch, J. Jaklic, and F. Mack, *Phys. Rev. B* **59**, 6217 (1999).

- [13] J. van den Brink, P. Horsch, F. Mack, and A. M. Oleś, Phys. Rev. B **59**, 6795 (1999).
- [14] J. H. Van Vleck, J. Chem. Phys. **7**, 72 (1939).