

Why do filled skutterudites have low thermal conductivity?

J. L. Feldman, D. J. Singh, I. I. Mazin

Code 6391, Naval Research Laboratory, Washington, D.C. 20375-5345

D. Mandrus and B. C. Sales

Solid State Division, Oak Ridge National Laboratory, Oak Ridge, Tennessee 37831

(February 5, 2020)

The observed strong reduction in thermal conductivity of skutterudites upon inclusion of Rare Earth (*RE*) atoms in the filling sites is key to their favorable thermoelectric properties but remains to be understood, though it has been widely speculated that it is due to enhanced scattering of phonons by *RE* “rattling ions.” Here we approach this problem using a combination of first principles calculations, lattice dynamical analysis, and experimental measurements, to elucidate the physics of the rare earth motions. We show that contrary to earlier speculations the *RE* atom behaves ordinarily from the point of view of lattice dynamics. The evidence for this is based on specific heat measurements in the 2–300K range on $\text{LaFe}_4\text{Sb}_{12}$, $\text{LaCoFe}_3\text{Sb}_{12}$, and CoSb_3 , local density approximation calculations and Born von Karman lattice dynamical model results based upon these calculations and on a previous model for CoSb_3 . In particular, we explain the intriguing observation of two peaks in the *RE* inelastic neutron scattering contribution in terms of a transfer of a portion of the spectral weight from pure *RE* vibrations to particular optic mode Sb vibrations. Interestingly, two distinct bare *RE* modes are *not* required to explain the existence of the two separate *RE* peaks.

The discovery of new high performance thermoelectrics with complex crystalline structures poses an important challenge for theory which, if met, could lead to the synthesis of materials with substantially higher thermoelectric performance. The key is to discover how the contradictory criteria — good electrical and poor thermal conduction — for a good thermoelectric are satisfied. One of the most promising groups of materials for study are filled skutterudites. The skutterudite structure (MPn_3 ; $\text{M}=\text{Co}, \text{Rh}, \text{Ir}; \text{Pn}=\text{P}, \text{As}, \text{Sb}$) can be described as a simple cubic lattice of M atoms with 3/4 of the cubes filled by nearly square Pn_4 rings. The skutterudites have reasonable electronic properties for thermoelectric applications, but ordinary values ($\approx 100 \text{ mW/cmK}$ at $T=300\text{K}$) of thermal conductivity. It had been conjectured by Slack that a great reduction in thermal conductivity could be achieved by filling the empty cubes (voids) with rare gas atoms. The idea was that the fillers would “rattle” inside the voids, strongly scattering the low frequency phonons. [1] What has subsequently been found is that filling with a rare earth (La, Ce) reduces the thermal conductivity by a factor of more than five up to room temperature. [2] Essentially, regarding the thermal conductivity, these crystalline materials behave like glasses. The origin of this strange behavior, also observed in some other materials (clathrates, KBr-KCN), is basically not understood.

Skutterudites are probably the best studied of those “crystalline glasses”. In particular, recent inelastic neutron scattering (INS) experiments and specific heat experiments on $\text{RECoFe}_3\text{Sb}_{12}$ [3] yielded interesting data pertaining to the effect of the *RE* filling on lattice properties. The data suggested a local mode behavior, and

perhaps even strong anharmonicity, of the rare earth motion. Specifically, upon comparing results from Ce- and La-filled samples, it was possible to approximately isolate the La contributions to the vibrational density of states (VDOS). A sharp peak at 50 cm^{-1} and a considerably less sharp peak centered at about 100 cm^{-1} were obtained. The specific heat of the La filled material was found to differ from that of CoSb_3 by Einstein-like contributions with frequencies roughly corresponding to the peaks found in the La density of states. Those results are intriguing and call out for detailed theoretical calculations. In this Letter we present new specific heat data that are not in quantitative agreement with the earlier results above 20 K and theoretical calculations pertaining to the nature, and perhaps to the existence or nonexistence, of a “La” rattling mode. We provide an explanation of INS experimental results and the new specific heat data within the harmonic approximation of lattice dynamics. We also present a strong argument that the *RE* ion does not sit in a flat bottom, predominantly anharmonic, potential well as might be envisioned by the notion of a rattling ion. That this is so is also seen by recent neutron diffraction intensity results in which the *RE* mean square displacement is found to have the expected linear temperature dependence of a harmonic solid at appropriately high temperatures, albeit with a large linear coefficient consistent with a soft *RE* vibration. [4]

We base our theoretical discussion on local density approximation (LDA) calculations, using the linearized augmented planewave (LAPW) method, and lattice dynamics within the harmonic approximation. The LDA calculations were carefully converged, as described in Ref.

[5] We performed then LDA calculations [6] of forces generated by numerous (≈ 40) sets of atomic displacements small enough to represent the harmonic coupling constants. In previous related work on CoSb_3 we [7] used the LDA to obtain A_g and A_u vibrational modes within a frozen phonon direct method. The harmonic components of those results had been combined with results of infrared measurements to constrain the values of the parameters of a valence force field lattice dynamical model. The present work on the filled skutterudites makes a much more extended use of LDA calculations, but we continue to utilize the model for CoSb_3 with necessary additions and adjustments of parameters consistent with the present LDA results.

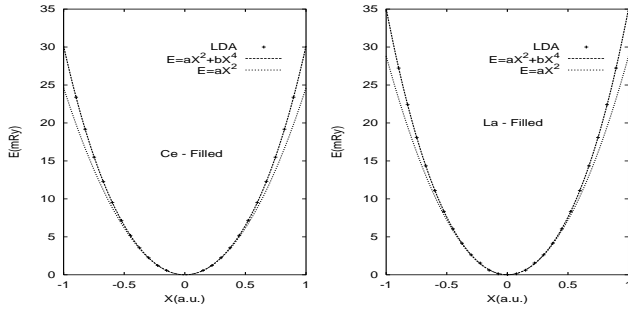


FIG. 1. LDA results for energy as function of rare earth displacement along a trigonal axis of $\text{REFe}_4\text{Sb}_{12}$. The least square fit parameters are $a=28.82$ (24.64) mRy/bohr² and $b=6.27$ (5.50) mRy/bohr⁴ for La (Ce).

In Fig. 1 we present first principles results for the dependence of the total energy on RE displacements in (La,Ce) $\text{Fe}_4\text{Sb}_{12}$: This calculation was performed for a perfect crystal corresponding to the skutterudite (bcc) lattice and displacements of the RE 's along a trigonal axis. We find a very harmonic potential for the RE ion for energies up to 1000K, i.e. 6 mRy. The addition of a quartic anharmonic term is sufficient to fit the results to well within 0.1mRy over the entire (± 0.5 Å) region of displacements. The harmonic frequencies are 68 and 74 cm^{-1} for the Ce and La atoms in the corresponding materials and the anharmonic shift is less than a few cm^{-1} at T up to 1000K. We shall refer to these frequencies as “bare” frequencies, and we emphasize that they are not crystalline normal mode frequencies. They are also not truly Einstein frequencies which relate to the motion of a RE ion with all other ions fixed including the other RE 's (note that within the framework of our lattice dynamical model there are no direct RE - RE interactions). Finally, it should be cautioned that whereas the harmonic term is isotropic by symmetry, quartic and higher order terms in the displacements are not; we computed the quartic parameter in the La filled material with La displacement along a cubic axis to be 10.7mRy/bohr⁴ as compared with 6.27mRy/bohr⁴ for trigonal axis displacements (the

quadratic term was the same within a percent). These two values can be shown to represent extrema of the quartic tensor.

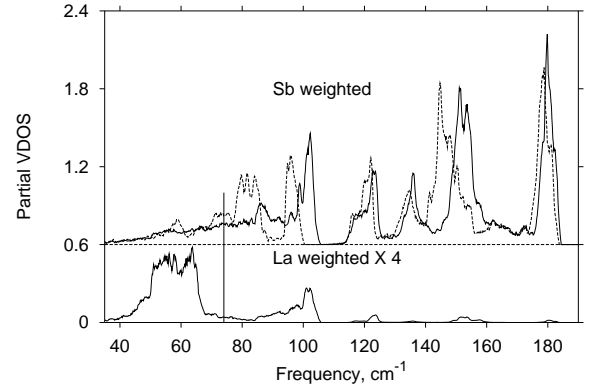


FIG. 2. La (lower panel) and Sb (upper panel) weighted vibrational density of states (WVDOS) for $\text{LaFe}_4\text{Sb}_{12}$. The dashed line shows Sb WVDOS for CoSb_3 . The vertical line shows the position of the “bare” La frequency.

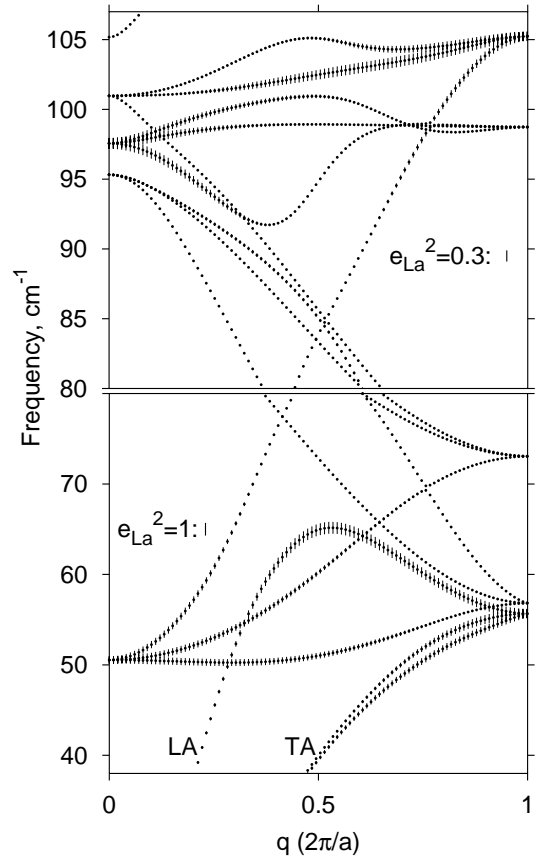


FIG. 3. Dispersion curves along Γ -H direction. The vertical bars show the relative La character.

We introduce two parameters into the model [7] for CoSb_3 , namely central force constants between the RE

atom and its closest Fe and Sb atoms. This is the simplest approximation one can reasonably make but we found it quite successful by comparison with our LDA forces for various sets of displacements of La, Sb, and Fe atoms. Thus we directly obtain values of -0.8 and 1.64 (10^4 dyn/cm) for La-Fe and La-Sb force constants, respectively. In estimating these parameters, we have required that the combination of force constants (8La-Fe and 12La-Sb) precisely corresponds to the self-term in the dynamical matrix, i.e., the quadratic coefficient in the fit to the total energy results. The *RE* bare frequency is therefore exactly reproduced in the model by construction. In the following paragraph, which deals with vibrational modes in which the *RE* participates, results are based on the CoSb₃ parameters (model B of Ref. [7]) augmented by the La-related parameters and we denote this model as Model 1. Later in the paper we use a slightly different model, Model 2, for which a few of the values of the CoSb₃-like parameters are altered but those changes only weakly affect the *RE* spectral regions, which are of interest here. A good numerical test is provided by comparing the frequencies of the A_{1g} phonons, calculated within LDA in Ref. [8] (137 and 157 cm⁻¹), with those obtained in our Model 2 (141 and a62 cm⁻¹) and in Model 1 (154 and 179 cm⁻¹).

The dispersion curves of the unfilled structure contain rather flat optic branches associated with Sb atoms which are quite close to the bare frequency of 74 cm⁻¹ of the *RE* ions. This is seen in figures 4 through 7 of reference [7]. The *RE*-Sb coupling drives the predominantly Sb modes upward in frequency and the predominantly *RE* modes downward (see Fig. 2). Symmetry plays a major role in determining which modes can couple. At the zone center, *e.g.*, only the F_u modes can couple to a *RE* vibration, and indeed F_u modes have been measured in CoSb₃ to be 78 cm⁻¹. (In assessing the validity of our results it should be noted that in Ref. [7] we made use of these F_u modes to fit the model.) Fig. 2 shows that the strong contribution to the VDOS in the 80 cm⁻¹ region of CoSb₃ have been shifted upward in frequency by virtue of the La-Sb force constant, and the modes that have the appropriate symmetry for interacting dynamically with the La ions are shifted the most. We express our results in terms of atom-type (*J*) weighted vibrational density of states, $G_J(\omega) = \sum_{ij} |\mathbf{e}_i(j)|^2 \delta(\omega - \omega_i)$, where the sum on *i* is over all wave vectors and phonon branches and *j* runs over all the atoms of the unit cell of type *J*. The two major peaks, centered at 50 cm⁻¹ and 100 cm⁻¹ in the La weighted VDOS shown in Fig. 2, quantitatively correspond to those found by Keppens et al. [3] (The experimental peaks are broader, presumably because of a combination of instrumental effects and possible intrinsic materials effects such as disorder or anharmonicity.) Figs. 3a and b show the character of modes in the filled material in the spectral region of interest. The dash lengths are proportional to $|\mathbf{e}(La)|^2$ where $\mathbf{e}(La)$ is

the La-projection of the (normalized) polarization vector; *e.g.*, $\mathbf{e}(La)^2 = 1$ signifies a mode involving only the La sublattice and would necessarily occur at the “bare” frequency of 74 cm⁻¹ for our model. The figure shows that there exists strong coupling between Sb and *RE* motion for all wavelengths. A resonant interaction between a longitudinal acoustic branch and a low lying (*RE* dominated) optic branch is found (Fig. 3). This shows the region of the acoustic spectrum where resonant scattering by *RE* ions in a disordered material can take place.

In the previous analysis of INS and specific heat [3], physical assumptions were made that can now be tested. In the case of the INS, it was assumed that there is no difference in interatomic forces between La- and Ce-filled materials. From our LDA results we observe that the self force-constants of the La and Ce do differ by 15%. Nevertheless this difference is not large enough to disturb the analysis of Ref. [3], as we have found in separate calculations of the neutron spectra. [9] In the case of the specific heat, where comparison was made to the unfilled material, CoSb₃, it was implicitly assumed that the interatomic forces are transferable between the filled and unfilled materials and that differences in the specific heat between the two materials result solely from contributions by the *RE* vibrations. This assumption may be inaccurate, as our Hellmann-Feynman forces show that the strongest force constants of the model (central intrasquare Sb interactions and central Sb-metal interactions) are decreased by approximately 30% upon filling.

We now describe our improved experimental specific heat data. Our experiments were performed on several compounds; CoSb₃, LaCoFe₃Sb₁₂ and LaFe₄Sb₁₂. The synthesis of the filled and unfilled skutterudite compounds have been previously described (Ref. [1]). Heat capacity data from 2-300 K were collected using a commercial system from Quantum Design. The results from this system were found to be in good agreement with published values from standards such as sapphire and copper. The results are shown in Figs. 4 and 5. The electronic contributions are substantial only for the filled materials, as the unfilled material is semiconducting, and have been extracted from low temperature data and subtracted from the results at all temperatures assuming the linear temperature dependence. The coefficients of the linear terms are 0.01 and 0.0034 J/g-atom K² for the Fe and Fe/Co materials, respectively. We neglect the $C_P - C_V$ correction because we estimated it to be only of the order of 0.15 J/gm-atom K at room temperature, less than the uncertainty in our extraction of the electronic specific heat. We point out that the new experimental values of the heat capacity for the filled material are much closer to those for the unfilled material than were our earlier values. The agreement with the present theoretical results for C_V is remarkable and verifies our finding that the Sb-Sb interactions decrease in magnitude upon filling by 30%. The increased VDOS in the 50-70 cm⁻¹ region

for the filled material greatly effects the specific heat in the zero to 10K region as clearly shown in the inset to Fig. 4: The lower two curves of the inset correspond to the contribution to the specific heat from the 50 to 70 cm^{-1} region of the spectrum.

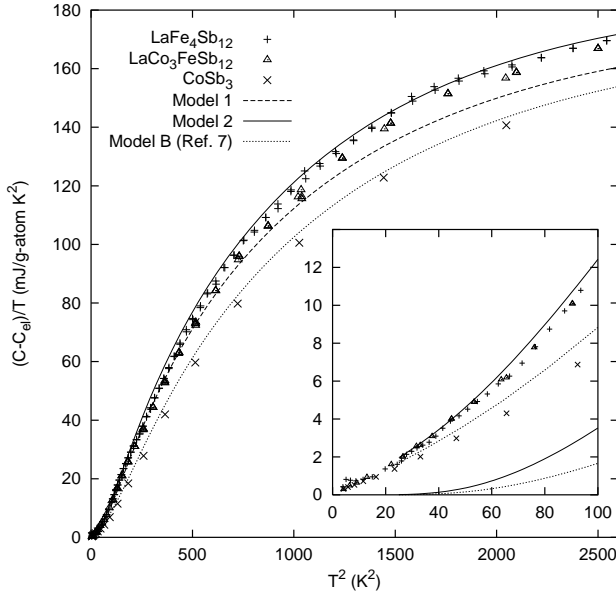


FIG. 4. Comparison of our specific heat measurements with our harmonic force constant model for $T < 50\text{K}$. The two models for the filled materials correspond to unchanged CoSb_3 force constants (Model 1) and changed CoSb_3 force constants (Model 2) (see text). The inset shows the large effect of the La modes to the specific heat in the $T \leq 10\text{K}$ region of temperatures (see text).

This work shows that (a) in the filled skutterudite, $\text{La}(\text{Fe},\text{Co})_4\text{Sb}_{12}$, the effect of filling in the experimental VDOS (previous neutron results) and specific heat (present results) can be explained well by the harmonic lattice dynamics of a perfect crystal, (b) in both the La or Ce filled skutterudites the RE ions sit in predominantly harmonic potential wells, and (c) there are no localized RE vibrations of two distinct frequencies as conjectured in Ref. [3]. We have made measurements of the specific heat up to $T=300\text{K}$ of CoSb_3 and of $\text{LaFe}_4\text{Sb}_{12}$ and $\text{LaCoFe}_3\text{Sb}_{12}$. The role of the metal atom in the lattice specific heat for $T \lesssim 300\text{K}$ is found to be small: Slight differences, especially near room temperature, between the results for the two filled samples are within the error bars of the experiment. We have confirmed that there are vibrational modes of substantial RE character in two frequency regions, 50 and 100cm^{-1} , and we have indicated that in each region the modes extend throughout the Brillouin zone. The physics of these two regions is different: Without the dynamical La-Sb interaction the pure La modes would have been concentrated around 70cm^{-1} while a substantial number of Sb modes would have ex-

isted at slightly higher frequencies. La-Sb hybridization pushes these two groups apart, to ≈ 50 and $\approx 100\text{cm}^{-1}$. We have also found, mainly from our LDA results but also through our specific heat data, that Sb-Sb and Sb-Fe force constants are weakened upon filling. Therefore one might imagine that near RE vacancies, known to be abundant in the filled materials, not only will the trivial RE -related force constants shifts take place but also those associated solely with the pnictogen and metal atoms. This implies that the RE nonstoichiometry may introduce a great amount of disorder into the dynamical matrix, consistent with the strong effect of RE nonstoichiometry on the thermal conductivity as observed by Nolas et al. [10] Thermal resistance in a perfect crystal requires anharmonicity, so future theoretical work should include both anharmonic phonon-phonon scattering and chemical/structural disordering effects.

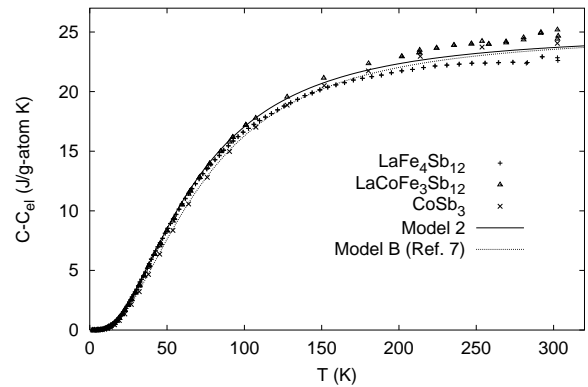


FIG. 5. The same as Fig. 4, but for $T < 300\text{K}$.

This work was supported by the ONR. We thank V. Keppens for helpful conversations.

-
- [1] B.C. Sales et al. *Phys. Rev. B* **56**, 15081 (1997).
 - [2] T. Caillat, J.-P. Fleurial, and A. Borshchevsky, *Proceedings of the XVth International Conference on Thermoelectrics*, Pasadena, CA, USA, eds. T. Caillat, A. Borshchevsky, and J.-P. Fleurial, p.100 (1996); D.T. Morelli and G.P. Meisner, *J. Appl. Phys.* **77**, 3777 (1995).
 - [3] V. Keppens et al., *Nature*, **395**, 876 (1998).
 - [4] B.B. Sales, B.C. Chakoumakos, D. Mandrus, J.W. Sharp, N.R. Dilley, and M.B. Maple (to be published).
 - [5] D.J. Singh and W.E. Pickett, *Phys. Rev. B* **50**, 11235 (1994).
 - [6] D.J. Singh, *Planewaves, Pseudopotential and the LAPW Method*, Kluwer, Boston (1994).
 - [7] J.L. Feldman and D.J. Singh, *Phys. Rev. B* **53**, 6273 (1996); Erratum **54**, 712 (1996).

- [8] L. Nordström and D.J. Singh, *Phys. Rev. B* **53**, 1103 (1996).
- [9] D.J. Singh, I.I. Mazin, J.L. Feldman, and M. Fornari *MRS Proceedings*, to be published.
- [10] G.S. Nolas, J. L. Cohn and G. A. Slack, *Phys. Rev. B* **58**, 164 (1998-I).