

# **Ensemble Dependence of the Transient Fluctuation Theorem**

Debra J. Searles

Department of Chemistry

University of Queensland

Brisbane, Qld 4072 Australia

Denis J. Evans

Research School of Chemistry

Australian National University

Canberra, ACT 0200 Australia

**Abstract**

The extension of the Transient Fluctuation Theorem to arbitrary ensembles is considered. This theorem gives an analytical expression for the probability of observing second law violating trajectories in nonequilibrium systems. An isokinetic Transient Fluctuation Theorem is derived and then tested using nonequilibrium molecular dynamics simulations of shear flow.

**Keywords:** Nonequilibrium statistical mechanics; dynamical systems; computer simulations; fluctuation theorem.

## 1. INTRODUCTION

The fluctuation theorem<sup>1-3</sup> (FT) gives a general formula for the logarithm of the probability ratio that the time averaged dissipative flux takes on a value,  $\bar{J}_t$ , to minus the value, namely  $-\bar{J}_t$ , in a nonequilibrium steady state. This formula is an analytic expression that gives the probability, for a finite system and for a finite time, that the dissipative flux flows in the reverse direction to that required by the Second Law of Thermodynamics. For steady state trajectories, this expression is true in the long time limit. Evans and Searles<sup>2</sup> have shown that if transient trajectories are considered rather than steady state trajectories, a FT that is true at all times can be derived. Further, when the nonequilibrium steady state is unique, one would expect the asymptotic convergence of the Transient to the Steady State Fluctuation Theorem since averages over transient segments approach those taken over nonequilibrium steady state segments. However, there has been some recent discussion<sup>4</sup> of this point and not all parties agree on this asymptotic convergence.

The Transient FT considers the thermostatted response of an ensemble of systems to an applied dissipative field. The system is thermostatted so that it may reach a steady state after a Maxwell time,  $\tau_M$ . In the original derivation<sup>2</sup>, it was supposed that the initial ensemble was the microcanonical ensemble and the dynamics was isoenergetic. This initial ensemble was chosen because the probability of observing trajectories originating in a specified phase volume is simply proportional to the measure of that volume. However, it is straightforward to apply the same procedure to an arbitrary initial ensemble, and an analytical form of the FT that is valid at all times can be obtained. In this note we demonstrate how the FT can be extended to an arbitrary system and as an example, derive a transient FT for the isokinetic nonequilibrium response of an initial isokinetic ensemble.

## 2. TRANSIENT FLUCTUATION THEOREM

Consider an N-particle system with coordinates and peculiar momenta,  $\{\mathbf{q}_1, \mathbf{q}_2, \dots, \mathbf{q}_N, \mathbf{p}_1, \dots, \mathbf{p}_N\} \equiv (\mathbf{q}, \mathbf{p}) \equiv \Gamma$ . The internal energy of the system is  $H_0 \equiv \sum_{i=1}^N \mathbf{p}_i^2 / 2m + \Phi(\mathbf{q})$  where  $\Phi(\mathbf{q})$  is the interparticle potential energy, which is a function of the coordinates of all the particles,  $\mathbf{q}$ . In

the presence of an external field  $F_e$ , the thermostatted equations of motion are taken to be,

$$\begin{aligned}\dot{\mathbf{q}}_i &= \mathbf{p}_i / m + \mathbf{C}_i(\mathbf{\Gamma})F_e \\ \dot{\mathbf{p}}_i &= \mathbf{F}_i(\mathbf{q}) + \mathbf{D}_i(\mathbf{\Gamma})F_e - \alpha(\mathbf{\Gamma})\mathbf{p}_i\end{aligned}\tag{1}$$

where  $\mathbf{F}_i(\mathbf{q}) = -\partial\Phi(\mathbf{q}) / \partial\mathbf{q}_i$  and  $\alpha$  is the thermostat multiplier which in this case is applied to the peculiar momenta, and  $\mathbf{C}_i$  and  $\mathbf{D}_i$  represent the coupling of the system to the field. The dissipative flux is given by  $\dot{H}_0^{\text{ad}} = -J(\mathbf{\Gamma})VF_e$ .

The probability that a trajectory segment will be observed within an infinitesimal volume  $\delta V$  about  $\mathbf{\Gamma}$  at time  $t$ ,  $\text{Pr}(\delta V(\mathbf{\Gamma}(t), t))$  is given by,

$$\text{Pr}(\delta V(\mathbf{\Gamma}(t), t)) = f(\mathbf{\Gamma}(t), t)\delta V(\mathbf{\Gamma}(t), t).\tag{2}$$

where  $f(\mathbf{\Gamma}(t), t)$  is the normalised distribution function at the point  $\mathbf{\Gamma}(t)$  at time  $t$ . The Lagrangian form of the non-equilibrium Kawasaki distribution function<sup>2</sup> is given by:

$$f(\mathbf{\Gamma}(t), t) = \exp\left[-\int_0^t \Lambda(\mathbf{\Gamma}(s))ds\right]f(\mathbf{\Gamma}(0), 0)\tag{3}$$

where  $\Lambda(\mathbf{\Gamma}) \equiv \partial\dot{\mathbf{\Gamma}} \bullet / \partial\mathbf{\Gamma}$  is the phase-space compression factor. Now consider the set of initial phases in the volume  $\delta V(\mathbf{\Gamma}(0), 0)$  about  $\mathbf{\Gamma}(0)$ . At time  $t$ , these phases will occupy a volume  $\delta V(\mathbf{\Gamma}(t), t)$ . The probability of observing a phase in  $\delta V(\mathbf{\Gamma}(0), 0)$  at time  $t$  is equal to the probability of observing a phase in  $\delta V(\mathbf{\Gamma}(t), t)$ . So,

$$f(\mathbf{\Gamma}(t), t)\delta V(\mathbf{\Gamma}(t), t) = f(\mathbf{\Gamma}(0), 0)\delta V(\mathbf{\Gamma}(0), 0)\tag{4}$$

and using (3) gives,

$$\delta V(\Gamma(t), t) = \exp\left[\int_0^t \Lambda(\Gamma(s)) ds\right] \delta V(\Gamma(0), 0). \quad (5)$$

We will refer to the trajectory starting at  $\Gamma(0)$  and ending at  $\Gamma(t)$  as  $\Gamma_{(0;t)}$ . As discussed previously<sup>2</sup>, a time-reversed trajectory segment,  $\Gamma_{(0;t)}^* = M^{(T)}(\Gamma_{(0;t)})$  where  $M^{(T)}$  is the time-reversal mapping, can be constructed by applying a time-reversal mapping at the midpoint of this trajectory and propagating forward and backward in time from this point for a period of  $t/2$  in each direction. See [2] for further details. The point  $\Gamma^*(0)$  is related to the point  $\Gamma(t)$  by a time-reversal mapping. Since the Jacobian of the time-reversal mapping is unity, the phase volume  $\delta V(\Gamma(t), t)$  is equal to the phase volume  $\delta V(\Gamma^*(0), 0)$ . The ratio of the probability of observing the two volume elements at time zero is:

$$\begin{aligned} \frac{\Pr(\delta V(\Gamma(0), 0))}{\Pr(\delta V(\Gamma^*(0), 0))} &= \frac{f_T(\Gamma(0), 0) \delta V(\Gamma(0), 0)}{f_T(\Gamma^*(0), 0) \delta V(\Gamma^*(0), 0)} \\ &= \frac{f(\Gamma(0), 0)}{f(\Gamma(t), 0)} \exp\left[-\int_0^t \Lambda(\Gamma(s)) ds\right] \end{aligned} \quad (6)$$

where we have used the symmetry of the time-reversal mapping and equation (5) to obtain the final equality. If the initial distribution is known, we can then obtain an analytical expression for the probability ratio. Here, as an example, we consider the isokinetic ensemble which has the distribution function,

$$f(\Gamma(0), 0) = f_T(\Gamma(0), 0) = \frac{\exp(-\beta H_0(\Gamma(0))) \delta(K(\Gamma(0)) - K_0)}{\int d\Gamma \exp(-\beta H_0(\Gamma)) \delta(K(\Gamma) - K_0)}. \quad (7)$$

Substituting into equation (6) gives

$$\begin{aligned}
\frac{\Pr(\delta V(\Gamma(0), 0))}{\Pr(\delta V(\Gamma^*(0), 0))} &= \frac{f_T(\Gamma(0), 0) \delta V(\Gamma(0), 0)}{f_T(\Gamma^*(0), 0) \delta V(\Gamma^*(0), 0)} \\
&= \frac{\exp(-\beta H_0(\Gamma(0)))}{\exp(-\beta H_0(\Gamma(t)))} \exp\left[-\int_0^t \Lambda(\Gamma(s)) ds\right]
\end{aligned} \tag{8}$$

where we have used the symmetry of the mapping,  $H_0(\Gamma^*(0)) = H_0(\Gamma(t))$ ,  $V(\Gamma^*(0), 0) = V(\Gamma(t), t)$  and  $K(\Gamma^*(0), 0) = K(\Gamma(t), t)$  to obtain the final equality. If the dynamics satisfies the adiabatic incompressibility of phase space<sup>5</sup>, for the system given by equation (1),  $\Lambda(\Gamma) = -dN\alpha(\Gamma) + O(1)$  where  $d$  is the number of Cartesian dimensions and the  $O(1)$  corrections are neglected in the following. Since  $H_0(\Gamma(t)) = H_0(\Gamma(0)) + \int_0^t \dot{H}_0(\Gamma(s)) ds = H_0(\Gamma(0)) + \int_0^t \dot{\Phi}(\Gamma(s)) ds$ , we obtain:

$$\begin{aligned}
\frac{\Pr(\delta V(\Gamma(0), 0))}{\Pr(\delta V(\Gamma^*(0), 0))} &= \exp\left[\int_0^t (\beta \dot{\Phi}(\Gamma(s)) - \Lambda(\Gamma(s))) ds\right] \\
&= \exp\left[-\int_0^t F_e \beta J(\Gamma(s)) V ds\right]
\end{aligned} \tag{9}$$

*at all times* for the isokinetic dynamics of the isokinetic ensemble. The transient FT is simply obtained by summing over all initial phases that have a particular value of the time-averaged dissipative flux.<sup>2</sup> Therefore,

$$\frac{\Pr(\bar{J}_t)}{\Pr(-\bar{J}_t)} = \exp\left[-\int_0^t F_e \beta J V ds\right] = \exp[-\bar{J}_t t F_e \beta V] \tag{10}$$

where  $\bar{J}_t = \frac{1}{t} \int_0^t J(s) ds$ . The transient FT given by equation (10) is true at all times for the isokinetic ensemble when all initial phases are sampled from an equilibrium isokinetic ensemble. It will be true for steady state trajectories in the long time limit where the contribution of the transients to the time-averaged results becomes negligible. Note that convergence of averages over transient trajectories to averages over steady state trajectory segments is as  $1/t$ , which is faster than the decrease in the standard deviation of the distribution of  $\bar{J}_t$  which goes as  $1/\sqrt{t}$  at times greater than a few Maxwell times.

Therefore, the steady state formula is meaningful for trajectory segments of finite length.

Derivation of the correct form of the steady state FT requires some care. In the limit of infinite time, it might be supposed that the initial ensemble is immaterial. This would mean that expression (6) can be reduced to

$$\lim_{t \rightarrow \infty} \frac{1}{t} \ln \left( \frac{\Pr(\delta V(\Gamma(0), 0))}{\Pr(\delta V(\Gamma^*(0), 0))} \right) = -\bar{\Lambda}_t, \quad (11)$$

and the fluctuation expression would be

$$\lim_{t \rightarrow \infty} \frac{1}{t} \ln \left( \frac{\Pr(\bar{\Lambda}_t)}{\Pr(-\bar{\Lambda}_t)} \right) = -\bar{\Lambda}_t. \quad (12)$$

This expression is *not* necessarily correct, except when the long time limit has been reached and the expression is trivial. Smooth convergence to this limiting behaviour may not always occur. For example, consider the Gauss thermostatted zero applied field dynamics. In this case, the left hand side of (12) is 0 for all values of  $\bar{\Lambda}_t$  yet the right hand side will have a value that spans the full range of values of  $\bar{\Lambda}_t$  at any time, no matter how large (that is  $[-\infty, \infty]$  for an unbounded distribution). Only at infinite time, when the distribution of  $\bar{\Lambda}_t$  has collapsed to a delta function and the only possible value of  $\bar{\Lambda}_t$  is zero, will the equation be correct. Since  $\ln(f_T(\Gamma(0), 0) / f_T(\Gamma^*(0), 0)) / t = \frac{1}{t} \beta \int_0^t \dot{\Phi}(\Gamma(s)) ds = \frac{1}{t} \beta (\Phi(t) - \Phi(0))$ , to obtain (12) it is assumed  $\frac{1}{t} \ln \langle \exp[\beta(\Phi(t) - \Phi(0))] \rangle_{\bar{\Lambda}_t} = 0$  at finite time. At equilibrium,  $\beta(\Phi(t) - \Phi(0)) = \bar{\Lambda}_t t$  therefore this will not be true unless  $\bar{\Lambda}_t = 0$ . Even away from equilibrium some correlation between  $(\Phi(t) - \Phi(0))$  and  $\bar{\Lambda}_t$  will exist and the question of the convergence of (12) will rely on the relative decay rates of fluctuations in  $\bar{\Lambda}_t$  and  $(\Phi(t) - \Phi(0))$  for fixed values of  $\bar{\Lambda}_t$ . Therefore, at equilibrium it is clear that (12) is only valid *at* infinite time. The correct form of the probability ratio for observing  $\bar{\Lambda}_t$ , that is valid at all times and for all fields, is:

$$\frac{\Pr(\bar{\Lambda}_t)}{\Pr(-\bar{\Lambda}_t)} = \langle \exp[\bar{J}_t t F_e V \beta] \rangle_{\bar{\Lambda}_t}^{-1}, \quad (13)$$

where  $\langle \dots \rangle_{\Lambda_t}$  implies an average over trajectory segments that have the required value of  $\langle \dots \rangle_{\Lambda_t}$ .

In Table I we give Transient FTs for various ergodically consistent ensembles, that is for systems when the zero field dynamics preserves the initial ensemble. We also give the exact form of the steady state probability ratio expression determined from a transient response perspective.

### 3. NUMERICAL RESULTS FOR TRANSIENT AND STEADY STATE SYSTEMS

We test equations (10) and (12) for systems consisting of  $N=32$  WCA particles in two Cartesian dimensions undergoing isokinetic shear flow in two Cartesian dimensions using the SLLOD equations of motion for planar Couette flow.<sup>5</sup> The equations of motion are:

$$\begin{aligned}\dot{\mathbf{q}}_i &= \mathbf{p}_i/m_i + \dot{\gamma}y_i \\ \dot{\mathbf{p}}_i &= \mathbf{F}_i - \dot{\gamma}p_{yi} - \alpha\mathbf{p}_i\end{aligned}\tag{14}$$

where  $\dot{\gamma}$  is the applied strain rate, and  $\alpha$  is the Gaussian isokinetic thermostat multiplier:

$$\alpha = \frac{\sum_{i=1}^N \mathbf{F}_i \cdot \mathbf{p}_i - \dot{\gamma} p_{xi} p_{yi}}{\sum_{i=1}^N \mathbf{p}_i \cdot \mathbf{p}_i}.\tag{15}$$

In this case the dissipative flux,  $J$  is equal to  $P_{xy}$ , the  $xy$  element of the pressure tensor and

$\Lambda(\Gamma) = -2N\alpha(\Gamma) + O(1)$ . All results below are presented in reduced units. The simulations are carried out for systems under two conditions. In the first case a temperature of  $T = 1.0$ , a particle density of  $n = 0.8$  and an applied strain rate of  $F_e = \dot{\gamma} = 0.5$  are employed. This applied strain rate is sufficiently high that we are in the nonlinear regime and the shear thinning is approximately 12%. In the second case a temperature of  $T = 1.0$ , a particle density of  $n = 0.4$  and an applied strain rate of  $F_e = \dot{\gamma} = 0.01$  are employed and the system is in the linear regime.

Results for transient trajectories are shown in Figures 1 and 2. In Figure 1, trajectory segments are



of length  $t = 0.6$  are considered. The value of  $W_J(t) \equiv -\ln(\Pr(\bar{J}_t)/\Pr(-\bar{J}_t)) / (t\gamma\beta V)$  is plotted as a function of  $\bar{J}_t$  to test equation (10) and  $W_\alpha(t) \equiv \ln(\Pr(\bar{\alpha}_t)/\Pr(-\bar{\alpha}_t)) / (2Nt)$  is plotted as a function of  $\bar{\alpha}_t$  to test equation (12). If the equations are valid, a straight line of unit slope is obtained. As expected, equation (10) is valid with a slope of unity obtained while equation (12) is clearly **not** valid for an observation time  $t = 0.6$ . In Figure 2 we show how the slopes of the lines formed from a plot of  $W_J(t)$  versus  $\bar{J}_t$  and  $W_\alpha(t)$  versus  $\bar{\alpha}_t$  vary with observation time,  $t$ . We denote the slopes of these lines  $S_J(t)$  and  $S_\alpha(t)$  respectively. This figure demonstrates that the Transient FT is valid at all times, but that the limiting expression (12) is not valid at the times considered. The behaviour of  $S_\alpha(t)$  is consistent with a  $1/\sqrt{t}$  convergence to 1 for the system where  $F_e = 0.5$ : this is the same rate at which the standard deviation of the distribution of the value of  $\bar{\alpha}_t$  goes to zero. From the data for the system where  $F_e = 0.01$ , the limiting behaviour for the system is unclear but does not rule out eventual convergence.

In Figure 3, we test the FT for steady state simulations where neither equation (10) nor (12) is true instantaneously. The steady state trajectory segment averages are obtained from a single trajectory, sampled at different points along the trajectory and consider the same state points as examined for the transient simulations. Clearly, convergence to the limiting behaviour predicted by equation (10) is observed. In contrast, the limiting behaviour predicted by equation (12) has not been realised at the times considered.

The values of  $S_\alpha(t)$  determined in the transient experiments are also shown in Figure 3 to demonstrate the convergence of the transient to the steady state distributions with time. Although (12) is not valid at the times considered, the value of the slopes obtained in transient experiments is observed to converge to the steady state slopes.

We note that it is difficult to test the FT for long observation times when large fields or large systems are employed since in the long time, large field and large system limits the variance of the distributions approach zero. Therefore, the fluctuations may have become so narrow that by the time the

formula has converged to its limiting behaviour, it is not possible to observe the Second Law violating trajectory segments either in a computer simulation or experimentally. This highlights the utility of a Transient rather than the Steady State FT. Tests of the asymptotic Steady State FT can of course *only* be carried out for long observation times. The Transient FT on the other hand, can be tested for arbitrarily short observation times where the probability of spontaneous Second Law violations is much greater. The integrated form of the fluctuation formula (IFT) also provides a means of reducing the statistical error when testing the FT for long periods of time.<sup>7</sup> The IFT corresponding to equation (10) is:

$$\frac{p(\bar{J}_t < 0)}{p(\bar{J}_t > 0)} = \langle \exp(\bar{J}_t t F_e \beta V) \rangle_{\bar{J}_t > 0} = \langle \exp(\bar{J}_t t F_e \beta V) \rangle_{\bar{J}_t < 0}^{-1} \quad (16)$$

where  $p(\bar{J}_t > 0)$  and  $p(\bar{J}_t < 0)$  refer to the probabilities of observing trajectory segments with positive or negative values of  $\bar{J}_t$ , respectively and the notation  $\langle \dots \rangle_{\bar{J}_t > 0}$  and  $\langle \dots \rangle_{\bar{J}_t < 0}$  refer to ensemble averages over trajectories with positive or negative values of  $\bar{J}_t$ , respectively. We define

$Y_J(t) \equiv (\ln(p(\bar{J}_t > 0) / p(\bar{J}_t < 0)) - 1) / (\ln(\langle \exp(\bar{J}_t t F_e \beta V) \rangle_{\bar{J}_t < 0}) - 1)$  and in Figure 4 it is verified that  $Y_J(t) = 1$  at all times, in compliance with (16). (Note that subtraction of 1 in the numerator and denominator is carried out to circumvent large statistical errors when the probabilities are almost equal. This property therefore differs from  $Y(t)$  used to measure convergence of the IFT in reference<sup>8</sup>). The time that can be considered in the IFT is still limited, particularly at high field.

By defining  $Y_\alpha(t) \equiv (\ln(p(\bar{\alpha}_t < 0) / p(\bar{\alpha}_t > 0)) - 1) / (\ln(\langle \exp(-2N\bar{\alpha}_t t) \rangle_{\bar{\alpha}_t > 0}) - 1)$  and arguing that the initial distribution function becomes immaterial in the long time limit, an IFT corresponding to (12) might be taken as

$$\lim_{t \rightarrow \infty} Y_\alpha(t) = \lim_{t \rightarrow \infty} \left( (\ln(p(\bar{\alpha}_t < 0) / p(\bar{\alpha}_t > 0)) - 1) / (\ln(\langle \exp(-2N\bar{\alpha}_t t) \rangle_{\bar{\alpha}_t > 0}) - 1) \right) = 1 \quad (17)$$

Again, this is clearly incorrect at any finite time if we consider isokinetic *equilibrium* dynamics. If (17) is valid,  $Y_\alpha(t)=1$ . The behaviour of  $Y_\alpha(t)$  with  $t$  for the nonequilibrium systems examined above is

shown in Figure 4. Convergence to the correct limiting behaviour may occur in the system where  $F_e = 0.5$ . A correct IFT, valid at all times and for arbitrary field strengths is:

$$\frac{p(\bar{\alpha}_t > 0)}{p(\bar{\alpha}_t < 0)} = \left\langle \exp(\bar{J}_t t F_e \beta V) \right\rangle_{\bar{\alpha}_t > 0}^{-1} \quad (18)$$

This relation predicts that  $\tilde{Y}'_\alpha(t) \equiv (\ln(p(\bar{\alpha}_t < 0) / p(\bar{\alpha}_t > 0)) - 1) / (\ln(\langle \exp(\bar{J}_t t F_e \beta V) \rangle_{\bar{\alpha}_t > 0}) - 1)$  is unity at all times. Note that in a numerical test of equation (18) the large contribution of rarely observed events (when  $\bar{J}_t$  is highly positive) to the ensemble average is problematic.<sup>9</sup> This is observed in the data presented in figure 4.

#### 4. CONCLUSION

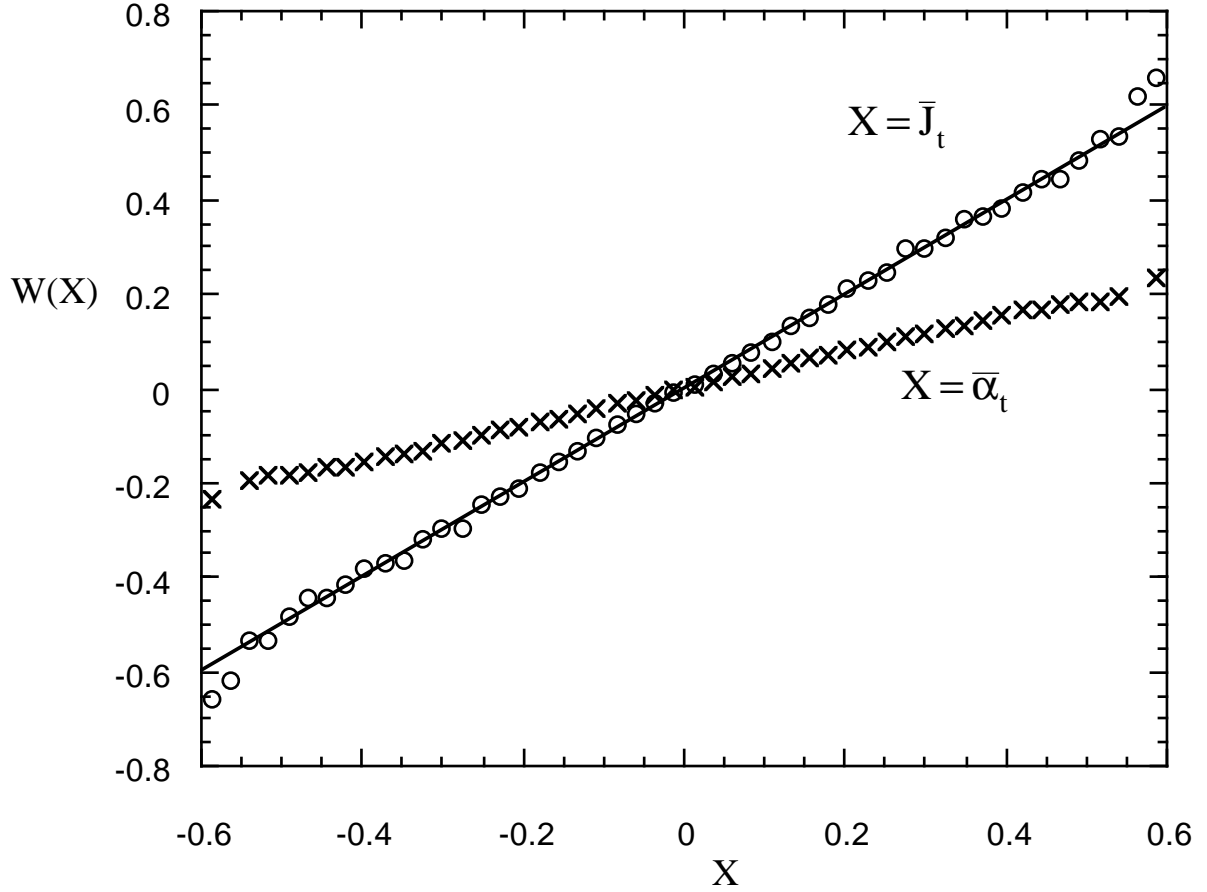
In this paper we have shown how the Transient FT, which was originally derived for the isoenergetic response of the equilibrium microcanonical ensemble may be generalised to cases where the response is observed for different ensembles with different types of thermostats. We presented results for the response of the isokinetic ensemble to isokinetic shear flow. The numerical results are for a system far from equilibrium in the nonlinear regime. We find that the proposed Transient FT for this ensemble/dynamics combination is satisfied for all observation times. In the limit of long observation times this Transient FT becomes identical to the asymptotic Steady State FT and the computational results again support the validity of the proposed Steady State FT for this combination of ensemble and dynamics.

#### ACKNOWLEDGEMENTS

We would like to thank the Australian Research Council for the support of this project. Helpful discussions and comments from Professor E.G.D. Cohen and Dr. Gary Ayton are also gratefully acknowledged.

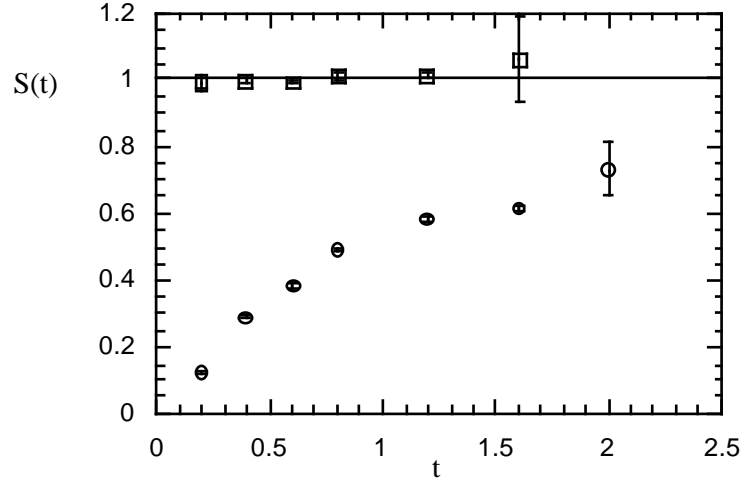
## References.

- [1] D. J. Evans, E. G. D. Cohen and G. P. Morriss, Phys. Rev. Lett., **71**, 2401 (1993).
- [2] D. J. Evans and D. J. Searles, Phys. Rev. E, **50**, 1645 (1994); D. J. Evans and D. J. Searles, Phys. Rev. E, **52**, 5839 (1995); D. J. Evans and D. J. Searles, Phys. Rev. E, **53**, 5808 (1996); D. J. Searles and D. J. Evans, “The fluctuation theorem and Green-Kubo relations”, Phys. Rev. E submitted (1998), see <http://xxx.lanl.gov/eprint/archive/cond-mat/9902021>.
- [3] G. Gallavotti and E. G. D. Cohen, J. Stat. Phys., **80**, 931 (1995); G. Gallavotti and E. G. D. Cohen, Phys. Rev. Lett., **74**, 2694 (1995).
- [4] E. G. D. Cohen and G. Gallavotti, <http://xxx.lanl.gov/eprint/archive/cond-mat/9903418>; G. Ayton and D. J. Evans, <http://xxx.lanl.gov/eprint/archive/cond-mat/9903409>.
- [5] D. J. Evans and G. P. Morriss, *Statistical Mechanics of Nonequilibrium Liquids* (Academic Press, London, 1990).
- [6] D. J. Searles and D. J. Evans, “The fluctuation theorem for stochastic systems”, Phys. Rev. E accepted (1998), see <http://xxx.lanl.gov/eprint/archive/cond-mat/9901258>.
- [7] G. Ayton, D. J. Evans and D. J. Searles “A local fluctuation theorem”, Phys. Rev. Lett. submitted (1999), see <http://xxx.lanl.gov/eprint/archive/cond-mat/9901256>.
- [8] G. Ayton and D. J. Evans, “On the asymptotic convergence of the transient and steady state fluctuation theorems”, see <http://xxx.lanl.gov/abs/cond-mat/9903409>.
- [9] In a numerical test of equation (18) the large contribution of rarely observed events (when  $\bar{J}_t$  is highly positive) to the ensemble average results in large statistical errors. This was also evident in the evaluation of the Kawasaki normalisation factor.<sup>2</sup> No difficulty is caused by highly negative values of  $\bar{J}_t$  since these terms do not have a strong contribution to the average. Similarly, no difficulty is observed in testing equations (16) or (17) where the rarely observed events allowed in the ensemble averages only have small contributions to the average.

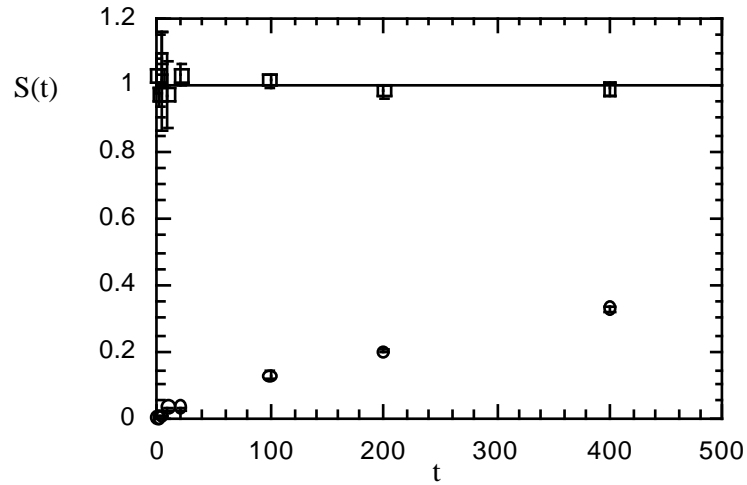


**Figure 1.** The normalised logarithmic probability ratio  $W(X)$  for the fluctuations in a transient response numerical experiment with  $T = 1.0$ ,  $n = 0.8$ ,  $N=32$ ,  $\gamma = 0.5$  and a transient trajectory segment of length  $t = 0.6$ . The circles are a test of the transient FT given by equation (10) and the crosses show that the limiting expression given by equation (12) is not applicable, at least at this value of  $t$ . The straight line is the expected result from equation (10) and (12).

a)

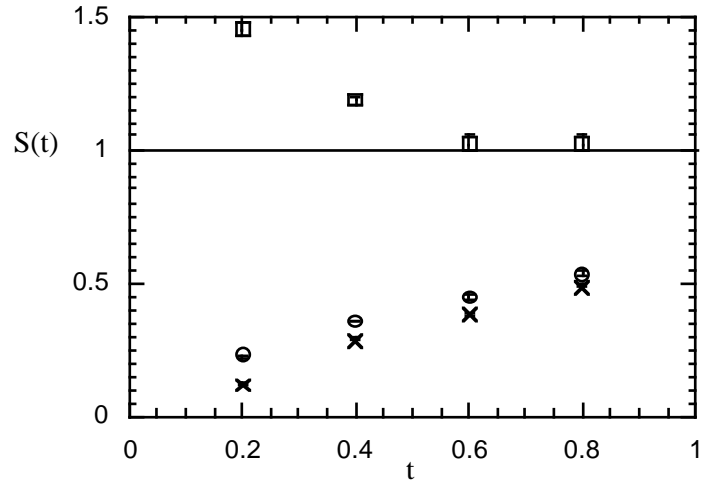


b)

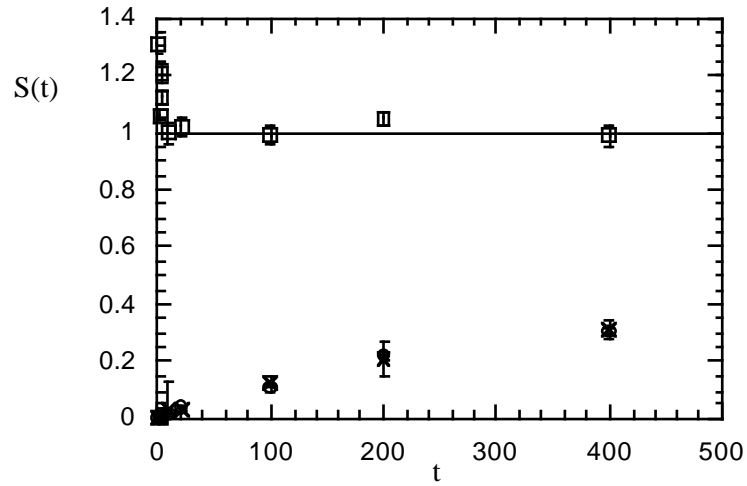


**Figure 2.** The squares show the slope of straight line fitted through a plot of  $W_J(t)$  versus  $\bar{J}_t$ , as a function of  $t$  for a 2 dimensional system of 32 particles at a)  $T = 1.0$ ,  $n = 0.8$  and  $\gamma = 0.5$  and b)  $T = 1.0$ ,  $n = 0.4$  and  $\gamma = 0.01$ . Equation (10) predicts a slope of 1 at all times, which is indeed observed. The circles show the slope of a straight line fitted through a plot of  $W_\alpha(t)$  versus  $\bar{\alpha}_t$ , as a function of  $t$  for the same system. Equation (12) says the slope will be 1 in the limit of long times.  $O(1/N)$  effects have been accounted for.

a)

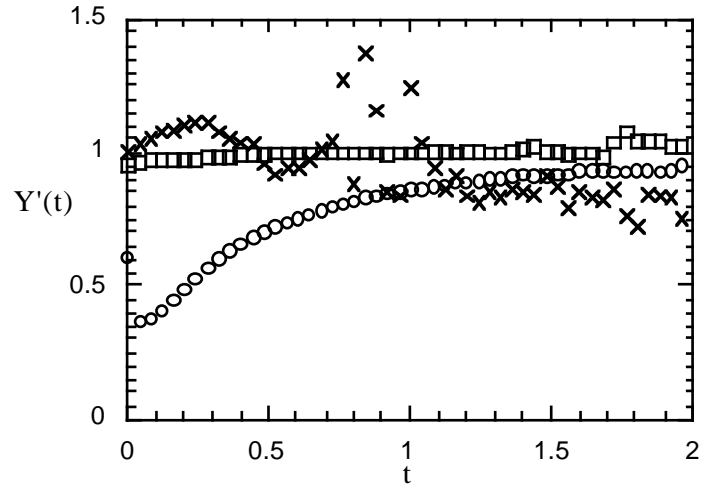


b)

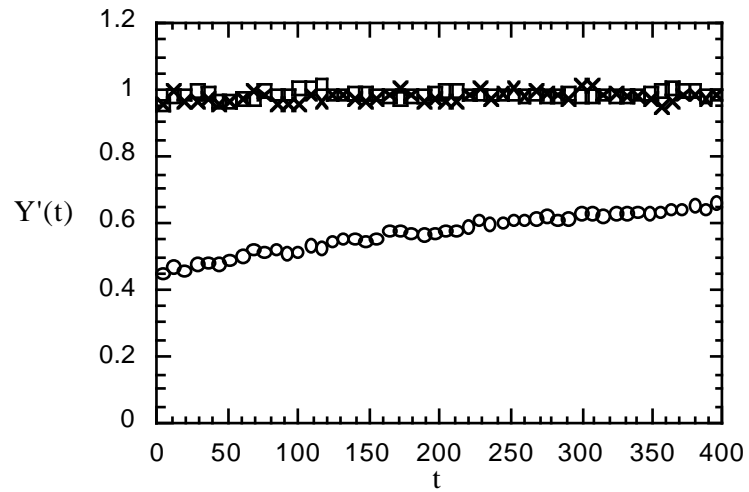


**Figure 3.** The squares show the slope of straight line fitted through a plot of  $W_J(t)$  versus  $\bar{J}_t$ , as a function of  $t$  for a 2 dimensional system of 32 particles at a)  $T = 1.0$ ,  $n = 0.8$  and  $\gamma = 0.5$  and b)  $T = 1.0$ ,  $n = 0.4$  and  $\gamma = 0.01$ . Equation (10) predicts a slope of 1, which is consistent with the results. The circles show the slope of a straight line fitted through a plot of  $W_\alpha(t)$  versus of  $\bar{\alpha}_t$ , as a function of  $t$  for the same system. The crosses show how the slope of a straight line fitted through a plot of  $W_\alpha(t)$  versus  $\bar{\alpha}_t$  varies with  $t$  using data for a transient experiment (as also shown in figure 2). Convergence of the transient and steady state results is observed.  $O(1/N)$  effects have been accounted for.

a)



b)



**Figure 4.** Tests of the integrated fluctuation formulae given by equations (16)-(18) for a 2 dimensional system of 32 particles at a)  $T = 1.0$ ,  $n = 0.8$  and  $\gamma = 0.5$  and b)  $T = 1.0$ ,  $n = 0.4$  and  $\gamma = 0.01$ . The squares show  $Y_j(t)$  which is predicted to be unity at all times by equation (16). If equation (17) is correct, then  $Y_\alpha(t)$ , shown by the circles, should approach unity at long times. The crosses show



$\tilde{Y}'_{\alpha}(t)$ , which will equal unity at all times if (18) is valid. Large numerical errors in  $\tilde{Y}'_{\alpha}(t)$  are observed for the system at large field, as expected.<sup>9</sup>

**Table I.** Transient fluctuation formula in various ergodically consistent ensembles.<sup>a,b</sup>

Isokinetic dynamics	$\ln \frac{\text{Pr}(\bar{J}_t)}{\text{Pr}(-\bar{J}_t)} = -\bar{J}_t t F_e \beta V$	$-JFeV = \frac{dH_0^{\text{ad}}}{dt}$
Isobaric-isothermal	$\ln \frac{\text{Pr}(\bar{J}_t)}{\text{Pr}(-\bar{J}_t)} = -\bar{J}_t t F_e \beta V$	$-JFeV = \frac{dI_0^{\text{ad}}}{dt}$
Isoenergetic	$\ln \frac{\text{Pr}(\bar{J}\beta_t)}{\text{Pr}(-\bar{J}\beta_t)} = -\bar{J}\beta_t t F_e V$ or $\ln \frac{\text{Pr}(\bar{\Lambda}_t)}{\text{Pr}(-\bar{\Lambda}_t)} = -\bar{\Lambda}_t t$ $\ln \frac{\text{Pr}(\bar{\Lambda}_t)}{\text{Pr}(-\bar{\Lambda}_t)} = -\bar{\Lambda}_t t$	$-JFeV = \frac{dH_0^{\text{ad}}}{dt}$
Isoenergetic boundary driven flow		
Nosé-Hoover (canonical) dynamics	$\ln \frac{\text{Pr}(\bar{J}_t)}{\text{Pr}(-\bar{J}_t)} = -\bar{J}_t t F_e \beta V$	$-JFeV = \frac{dH_0^{\text{ad}}}{dt}$
Wall ergostatted field driven flow <sup>c</sup>	$\ln \frac{\text{Pr}(\bar{J}\beta_{\text{wall}t})}{\text{Pr}(-\bar{J}\beta_{\text{wall}t})} = -\bar{J}\beta_{\text{wall}t} t F_e V$ or $\ln \frac{\text{Pr}(\bar{\Lambda}_t)}{\text{Pr}(-\bar{\Lambda}_t)} = -\bar{\Lambda}_t t$	$-JFeV = \frac{dH_0^{\text{ad}}}{dt}$
Wall thermostatted field driven flow <sup>c</sup>	$\ln \frac{\text{Pr}(\bar{J}_t)}{\text{Pr}(-\bar{J}_t)} = -\bar{J}_t t F_e \beta V - \ln \left( \exp \left[ \bar{\Lambda}_t t (1 - \beta_{\text{system}} / \beta_{\text{wall}}) \right] \right)_{\bar{J}_t}$	$-JFeV = \frac{dH_0^{\text{ad}}}{dt}$
Steady state isoenergetic dynamics: <sup>d</sup> $\bar{J}_t = \frac{1}{t} \int_{t_0}^{t_0+t} J(s) ds$ where $t_0 \gg \tau_M$	$\ln \frac{\text{Pr}(\bar{J}\beta_t)}{\text{Pr}(-\bar{J}\beta_t)} = -\bar{J}\beta_t t F_e V - \ln \left( \exp \left[ F_e V \left( \int_0^{t_0} J(s) \beta(s) ds + \int_{t_0+t}^{2t_0+t} J(s) \beta(s) ds \right) \right] \right)_{\bar{J}_t}$ $= -\bar{J}\beta_t t F_e V - \ln \left( \exp \left[ F_e V \left( \int_0^{t_0} J(s) \beta(s) ds + \int_{t_0+t}^{2t_0+t} J(s) \beta(s) ds \right) \right] \right)_{\bar{J}_t}$ $\lim_{t \rightarrow \infty} \frac{1}{t} \ln \frac{\text{Pr}(\bar{J}\beta_t)}{\text{Pr}(-\bar{J}\beta_t)} = -\bar{J}\beta_t F_e V$	$-JFeV = \frac{dH_0^{\text{ad}}}{dt}$

<sup>a</sup> It is assumed that the limit of large system has been taken so that  $O(1/N)$  effects can be neglected. In the Nosé-Hoover dynamics, it is also assumed that the mass associated with the heat bath is an extensive variable.

<sup>b</sup>  $H_0$  is the equilibrium internal energy and  $I_0$  is the equilibrium enthalpy.

<sup>c</sup> In the wall ergostatted/thermostatted systems, it is assumed that the energy/temperature of the full system (wall and fluid) is fixed.

<sup>d</sup> Similar steady state formula can be obtained for other ensembles.  $\tau_M$  is the Maxwell time that characterises the time required for relaxation of the nonequilibrium system into a steady state.