

Theory of Nonlinear Susceptibility and Correlation Length in Glasses and Liquids

Claudio Donati^{1,2}, Silvio Franz³, Sharon C. Glotzer¹ and Giorgio Parisi²

¹*Center for Theoretical and Computational Material Science, and Polymers Division, National Institute of Standards and Technology, Gaithersburg, Maryland 20899 USA*

²*Università di Roma “La Sapienza” P.le A. Moro 2, 00185 Rome, Italy,*

³*The Abdus Salam ICTP, Strada Costiera 11, P.O. Box 563, 34100 Trieste, Italy*

(Revised version resubmitted to Physical Review Letters: April 26, 2024)

Within the framework of the effective potential theory of the structural glass transition, we calculate for the p -spin model and a hard sphere liquid in the hypernetted chain approximation a static nonlinear susceptibility related to a four-point density correlation function, and show that it grows and diverges in mean field with exponent $\gamma = 1/2$ as the critical temperature T_c is approached from below. When T_c is approached from above, we calculate for the p -spin model a time dependent nonlinear susceptibility and show that there is a characteristic time where this susceptibility has a maximum, and that this time grows with decreasing T . We find that this susceptibility diverges as T_c is approached from above, and has key features in common with the “displacement-displacement susceptibility” recently introduced to measure correlated particle motion in simulations of glass-forming liquids.

PACS: 64.70.Pf, 05.20.-y

Tempted by the possibility of treating the glass transition within the framework of conventional critical phenomena, researchers have long searched for evidence of a static correlation length that becomes large as the glass transition is approached. However, no clear evidence for such a length has been reported [1]. Recent numerical studies of glass-forming liquids have identified a dynamical length associated with the range over which particle motions are correlated [2–7]. By introducing a “displacement-displacement” correlation function and generalized “displacement susceptibility” $\chi_u(t)$, Refs. [4,5] showed in two different model liquids that this length grows with decreasing temperature T as the mode coupling temperature T_c is approached from above, despite the fact that density and composition correlations remain short-ranged. Evidence for a growing length associated with correlated particle motion at fixed T in simulations below T_c has also been reported [8].

In this Letter we calculate within the effective potential theory a new susceptibility χ_4 associated with a four-point density correlation function [9]. We show that below T_c , χ_4 diverges with exponent $1/2$ as $T \rightarrow T_c^-$. We show that above T_c , χ_4 is time-dependent and resembles the susceptibility calculated in [4,5]. In particular, we show that $\chi_4(t)$ has a maximum which diverges in mean field as $T \rightarrow T_c^+$. We argue that (1) the diverging correlation length implied by the diverging susceptibility is associated with incipient ergodicity breaking at T_c , and (2) this length underlies the growing range of correlated particle displacements measured in Refs. [4,5]. Finally, we test our theoretical predictions above T_c using data from molecular dynamics simulations of a model glass-forming liquid.

We use two different approaches depending on T . In

the low T regime ($T < T_c$), we calculate a static, nonlinear susceptibility using the effective potential theory [10], and in the high T regime ($T > T_c$), we calculate a dynamic, nonlinear susceptibility in a dynamical approach. The low T calculations are performed both for a hard-sphere liquid in the hypernetted chain (HNC) approximation [12] and for the spherical p -spin model [11]; the dynamical calculations are performed only for the spherical p -spin model. This is the simplest model that (i) allows both static and dynamic quantities to be calculated exactly, and (ii) exhibits several key features common to liquids in and close to their glassy regime [12–14]. For example, the high- T dynamics of the p -spin model is described exactly by the ideal mode coupling equations [15,16] and displays a sharp transition at T_c .

In the effective potential theory, below T_c phase space is split into separate ergodic components which remain stable at all temperatures (this stability is due to the mean field nature of the theory). A key hypothesis of our approach is that in real systems the ergodic components are *metastable* states with a long but finite escape time. In this framework we can use a static approach to compute the properties of these metastable states below T_c . We can also obtain information on the dynamical properties above T_c , where mean field theory predicts that the time to escape from a metastable state diverges on approaching T_c . The divergence of a *static* susceptibility inside the metastable state when we approach T_c from below is directly related to the divergence of the corresponding *dynamical* susceptibility when we approach T_c from above. As is typical for mean field theories, which neglect spatial fluctuations, a diverging correlation length is deduced from the diverging susceptibility.

We first describe the essential elements of the effective

potential theory (a complete description can be found in [13]). The theory is formulated using a measure of the similarity or “overlap” q between two configurations X and Y as an order parameter to detect vitrification. Different definitions of q can be used in different systems and the main results of the theory do not depend on the particular definition adopted. In the case of simple liquids with N particles at fixed density [13,17], one can define

$$q(X, Y) = \frac{1}{N} \sum_{i=1}^N \sum_{j=1}^N w(x_i - y_j) \quad (1)$$

$$= \frac{1}{N} \int dx dy w(x - y) \rho_X(x) \rho_Y(y),$$

where $X = \{x_1, \dots, x_N\}$, $Y = \{y_1, \dots, y_N\}$, and $\rho_Z(x) = \sum_{i=1}^N \delta(x - z_i)$ is the microscopic density corresponding to the configuration $Z = X, Y$. Here $w(r)$ is chosen to be a smooth, continuous, short-range function close to one for $r < ar_0$ and close to zero otherwise (r_0 is the radius of a particle). The value of $a < 1$ is arbitrary, and $a = 0.3$ is a good compromise for an overlap insensitive to small thermal fluctuations [13,17].

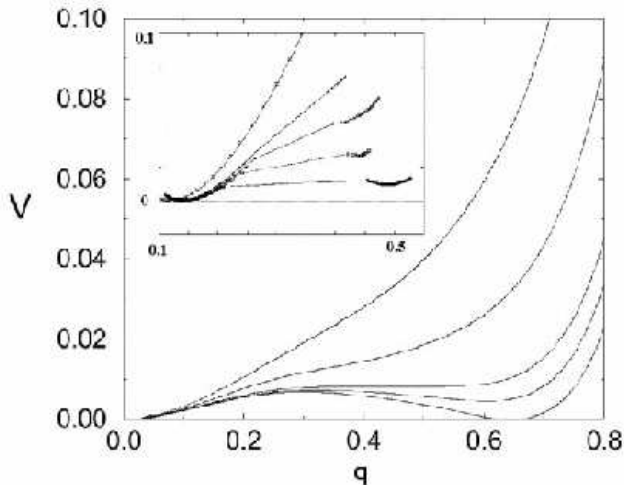


FIG. 1. The effective potential $V(q)$ for the p -spin model, for several values of T . At high T the potential is everywhere convex, and at low T , $V(q)$ exhibits two minima. In the inset we show the effective potential for a hard sphere fluid in the HNC approximation for several values of the density ($\rho = 1.0, 1.14, 1.17, 1.19, 1.20$). Here the potential is calculated around the high- and in the low- q minima, and the lines joining the two minima are guides to the eye [13].

The effective potential $V(q)$, which is a constrained free energy, is constructed by choosing a fixed reference equilibrium configuration Y at temperature T , and calculating the free energy of a configuration X that has an overlap q with Y :

$$V(q) = -\frac{T}{N} \log \int dX \exp(-\beta H(X)) \delta(q(X, Y) - q). \quad (2)$$

Here $\beta \equiv 1/k_B T$ and $H(X)$ is the potential energy of X . $V(q)$ is self-averaging with respect to the choice of Y .

The typical mean-field shape of $V(q)$ for a system undergoing vitrification is shown in Fig. 1 for several values of T . The shape of $V(q)$ allows one to distinguish the liquid from the glassy phase since the presence of a single or multiple minima indicates either ergodicity or broken ergodicity, respectively. At high T , the system is ergodic and $V(q)$ is convex, with a single minimum at a small value of the overlap q between any two configurations chosen with the Boltzmann weight. Upon lowering T , the curvature changes sign, and at T_c , $V(q)$ develops a secondary minimum at a higher value of q . This signals breaking of ergodicity: at T_c the configuration space become disconnected into an exponentially large number of “ergodic components” $\mathcal{N} \sim \exp(N\Sigma)$, each carrying vanishing weight in the Boltzmann distribution [13]. A fundamental result of the theory, central in the following discussion, is that physical quantities calculated in the primary minimum represent averages computed with the Boltzmann weight, while the same quantities calculated in the secondary minimum represent averages computed only within a single ergodic component.

To calculate physical quantities in the effective potential theory, we introduce the Legendre transform of $V(q)$: $\Gamma(\epsilon) = \min_q V(q) - \epsilon q$, where ϵ is a “field” conjugate to q , and corresponds to a coupling between configurations. For example, the average overlap $\langle q \rangle$ can be computed as $\langle q \rangle = \frac{\partial \Gamma}{\partial \epsilon} |_{\epsilon \rightarrow 0}$, where $\langle \dots \rangle$ represents either of the two types of averages. The overlap susceptibility is defined as

$$\chi_4 = \frac{\partial \langle q \rangle}{\partial \epsilon} \Big|_{\epsilon \rightarrow 0} = \beta N \left(\langle q^2 \rangle - \langle q \rangle^2 \right), \quad (3)$$

where $q \equiv q(X, Y)$. Inserting Eq. 1 in Eq. 3 allows us to rewrite χ_4 as

$$\chi_4 = N\beta \int dx_1 dy_1 dx_2 dy_2 w(x_1 - y_1) w(x_2 - y_2) G_4(x_1, y_1, x_2, y_2), \quad (4)$$

where we have defined the four-point density correlation function [9],

$$G_4(x_1, y_1, x_2, y_2) = \frac{1}{N^2} \left[\langle \rho_X(x_1) \rho_Y(y_1) \rho_X(x_2) \rho_Y(y_2) \rangle - \langle \rho_X(x_1) \rho_Y(y_1) \rangle \langle \rho_X(x_2) \rho_Y(y_2) \rangle \right]. \quad (5)$$

The two types of averages for χ_4 are easily calculated. We find that when calculated with respect to the Boltzmann average, χ_4 is regular (and small) at all T . However, when calculated within the secondary minimum (i.e. averaged within a single ergodic component) χ_4 grows for increasing T , and diverges at T_c as a power

law $\chi_4 \sim (T_c - T)^{-\gamma}$, as shown in Fig. 2. This demonstrates that equilibrium configurations within a single ergodic component are highly correlated, while configurations in different components are not. In both the p -spin model and hard sphere model in the HNC approximation, the form of $V(q)$ is cubic around the second minimum, and thus the value of the exponent γ is equal to $1/2$ (i.e. the coefficient of the quadratic term resulting when $V(q)$ is expanded around the second minimum vanishes as $(T_c - T)^{1/2}$). This value is universal within mean field and coincides with the value of γ for mean-field spinodal transitions. If we assume usual scaling with this value of γ then the correlation length exponent ν is related to the anomalous dimension η by $\nu = 1/2(2 - \eta)$. We emphasize that the mean field level at which we are describing the system should be the same as that of the ideal mode coupling theory. The success of MCT in predicting relations between exponents of various dynamical quantities [18] leads us to speculate that the mean-field value of γ , or a close value, could be observed in real systems, and we test this using MD simulations at $T > T_c$ later in this paper.

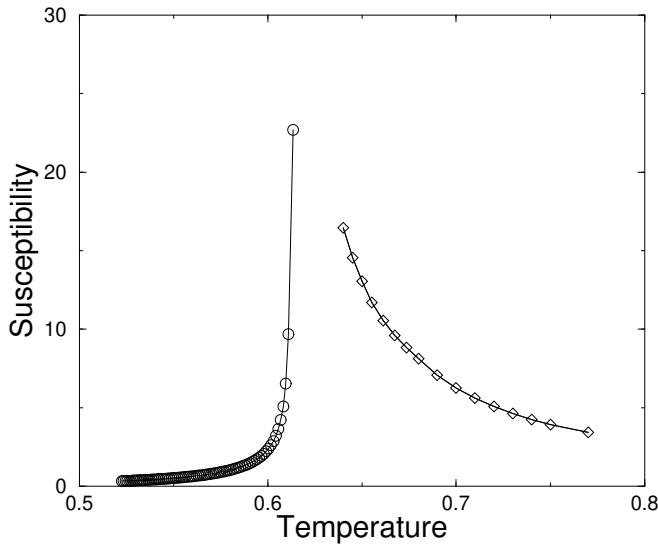


FIG. 2. The static susceptibility χ_4 (circles) calculated at low temperature ($T < T_c$), plotted vs. T , together with the maximum of the time dependent susceptibility $\chi_4(t)$ (diamonds) at high temperature ($T > T_c$). The solid line through the low- T data is included as a guide to the eye. The dashed line through the high- T data indicates a power law fit: $\chi_4(T) = a/(T - T_c)^{1/2} + b$. In the p -spin model, $T_c = 0.612$ [11] and the fit gives $a = 3.67$, $b = -6.28$. In real systems one can expect a rounding of the divergence at T_c .

We now turn to the high temperature region $T > T_c$ where the system is ergodic. In this region there is no secondary minimum in $V(q)$, and the static susceptibility does not exhibit any singular behavior. However, in this temperature regime particles of a supercooled liquid “oscillate” within cages formed by their neighbors, and

the system is effectively “frozen” for a characteristic time which grows and diverges as T_c is approached. This transient localization corresponds to highly correlated regions of phase space that have finite lifetime and represent the high temperature precursors of the low temperature ergodic components.

We study the dynamics of such a system starting in an equilibrium initial condition $Y = X(0)$ and evolving in time with potential energy $\mathcal{H} = H[X] - \epsilon q(X, Y)$, and we calculate the dynamic susceptibility $\chi_4(t)$ associated with the time dependent overlap $q(t) \equiv q(X(t), X(0))$ from Eqs. 4 and 5, with $q \equiv q(t)$. To calculate $\chi_4(t)$ above T_c we use the mode coupling approximation (again the calculations are performed for the spherical p -spin model, where MCT is exact). This gives rise to closed equations for the time-dependent overlap correlation and response functions $C(t, t') = \langle q(X(t), X(t')) \rangle$ and $R(t, t') = \frac{\delta \langle x_i(t') \rangle}{\delta h_i(t)}$ which are a slight generalization of the equations discussed in Ref. [10] (the details of the calculation will be given elsewhere). We solve for $\chi_4(t) = \frac{\delta C(t, 0)}{\delta \epsilon}$ by integrating these equations numerically as in [10] for different values of T . As shown in Fig. 3a, we find that $\chi_4(t)$ displays a maximum as a function of time, which increases and shifts to larger t as $T \rightarrow T_c^+$.

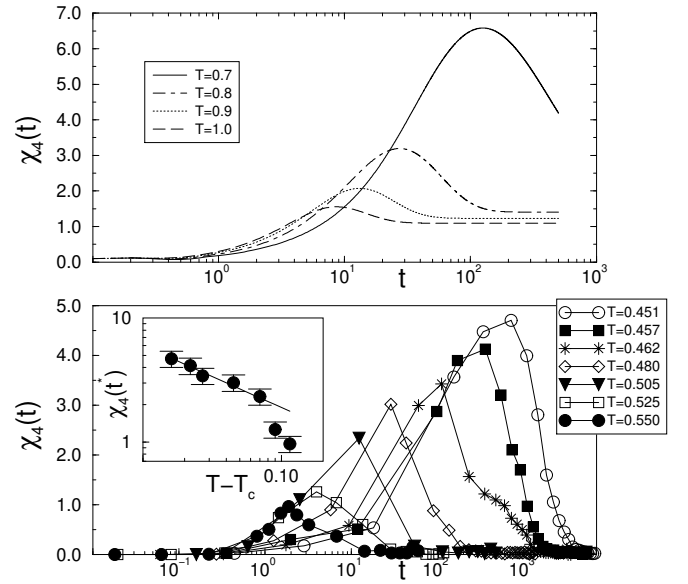


FIG. 3. (a) The nonlinear susceptibility $\chi_4(t)$ computed from the theory in the p -spin model with $p = 3$, for temperatures $T = 0.7, 0.8, 0.9, 1.0$ ($T_c = .612$). The long time limit corresponds to the static susceptibility which for this model above T_c is equal to $\chi_4(\infty) = 1/kT$. (b) The nonlinear, time-dependent susceptibility $\chi_4(t)$ calculated for the LJ binary mixture above T_c . The long time limit for the liquid is negligible due to the normalization. Inset: The maximum $\chi_4(t_*)$ plotted as a function of $T - T_c$, with $T_c = 0.435$ [6,7,20]. The solid line indicates a power law fit to $\chi_4(t_*) \sim (T - T_c)^{1/2}$, and is included in order to compare the simulation data with the analytical mean-field prediction.

The temperature dependence of the maximum of $\chi_4(t)$ is shown in Fig. 2 (circles); we find that the maximum behaves as a negative power of $T - T_c$ on approaching T_c . Although we did not attempt to compute the value of γ above T_c analytically, in analogy with spinodal points we expect that the values of the exponents on the two sides of the transition would be the same. Indeed, we find that the data are compatible with the mean-field value of $1/2$ calculated below T_c (a power-law fit to the high- T data with T_c fixed and γ as a free parameter gives $\gamma = 0.52$). Thus we find that the dynamic theory of the p -spin model predicts a diverging dynamic, nonlinear susceptibility, (and thus by standard arguments a diverging dynamical correlation length), associated with a four-point density correlation function.

In real systems, we expect that the transition at T_c will be smeared by the existence of dynamical processes that restore ergodicity, and which are not taken into account in the mean field approach. This has two important ramifications. The first is that even below T_c , $\chi_4(t)$ should display a maximum at finite time. The second is that the divergence of χ_4 as a function of T should be smoothed.

To test our predictions, we calculate $\chi_4(t)$ for the same 80:20 Lennard-Jones liquid (containing 8000 particles) studied in Ref. [4,6,7]. Complete details of the simulation may be found in [7]. We evaluate $\chi_4(t)$ using the time-dependent generalization of Eq. 3, by calculating the fluctuations in the overlap q measured between two configurations of the system separated by a time t . In Fig. 3 we show $\chi_4(t)$ as a function of the time interval t between the two equilibrium configurations, for seven different values of T approaching $T_c = 0.435$ from above. In qualitative agreement with our theoretical predictions, we find that for the binary Lennard-Jones liquid, $\chi_4(t)$ has a maximum $\chi_4(t_4^*)$ at an intermediate time t_4^* . The amplitude of the peak grows and shifts to longer times with decreasing T . As shown in the inset, the T -dependence of $\chi_4(t_4^*)$ is compatible with the mean field prediction. However, we caution that a rigorous test of the theory would require additional simulations closer to T_c and improved statistics.

In summary, we have calculated both within the effective potential theory and in a dynamical approach, a diverging susceptibility below and above the mode coupling dynamical critical temperature, respectively. As seen clearly from Eq. 4, this susceptibility is related to the growing range of a four-point, time-dependent density correlation function. Our findings suggest [19,21] an interpretation of the physics underlying the displacement-displacement correlation function calculated in Refs. [4,5] in terms of a four-point density correlation function. The correlation function calculated in Refs. [4,5] measures the extent to which the (scalar) displacements of a pair of particles separated by a distance r are spatially correlated. Specifically, this function is similar to the static, two-point pair correlation function $g(r)$, but with each

particle's contribution to $g(r)$ weighted by its subsequent displacement over a time interval $[0, t]$. In contrast, the four-point function G_4 studied in the present work measures the extent to which “overlapping” particles within a time interval $[0, t]$ are correlated. Although these two correlation functions are different by definition (and thus, e.g. the exponents describing the T -dependence of the generalized susceptibilities χ_4 and χ_U will be different), we believe that the length scale associated with G_4 underlies the growing range of correlated particle displacements measured in Ref. [4,5]. A further critical test of our theoretical predictions would consist in the simulation or experimental measurement of $\chi_4(t)$ or the related correlation length below T_c . The quantities studied here should be measurable experimentally in colloidal liquids using confocal video microscopy [22].

S.F. would like to acknowledge the kind hospitality of the NIST Center for Theoretical and Computational Materials Science where part of this work was accomplished.

-
- [1] R. L. Leheny, N. Menon, S. R. Nagel, D. L. Price, K. Suzuya, and P. Thiyagarajan, *J. Chem. Phys.* **105**, 7783 (1996); A. van Blaaderen and P. Wiltzius, *Science* **270**, 1177 (1995).
 - [2] Y. Hiwatari and T. Muranaka, *J. Non-Cryst. Sol.* **235-237**, 19 (1998); D. Perera and P. Harrowell, *ibid*, 314.; A. Onuki and Y. Yamamoto, *ibid*, 34.
 - [3] B. Doliwa and A. Heuer, *Phys. Rev. Lett.* **80**, 4915 (1998).
 - [4] C. Donati, S. C. Glotzer and P. H. Poole, *Phys. Rev. Lett.* **82**, 5064 (1999).
 - [5] C. Benneman, C. Donati, J. Baschnagel and S.C. Glotzer, *Nature*, **399**, 246 (1999). See also p. 207.
 - [6] W.Kob, C.Donati, S.J.Plimpton, P.H. Poole and S.C. Glotzer, *Phys. Rev. Lett.* **79** (1997) 2827.
 - [7] C. Donati, S.C. Glotzer, P.H. Poole, W. Kob, and S.J. Plimpton, **60**, 3170 (1999).
 - [8] G. Parisi, *J. Phys. Chem.*, **103**(20), 4128 (1999).
 - [9] This four-point correlation function was first studied in a supercooled liquid in C. Dasgupta, A.V. Indrani, S. Ramaswami, and M.K. Phani, *Europhys. Lett.* **15** (1991) 307 [Addendum: *Europhys. Lett.* **15** (1991) 467]. In that paper, a negative result was found, possibly because some of the data analyzed were in the aging regime, where more complex analysis should be done.
 - [10] S. Franz and G. Parisi, *J.Physique I* **5** (1995) 1401; *Phys. Rev. Lett.* **79** (1997) 2486; *Physica A* **261**, 317 (1998).
 - [11] A review of the p -spin model can be found in A. Barrat cond-mat/9701031 (unpublished).
 - [12] M. Mezard and G. Parisi, *J. Phys. A* **29** 65155 (1996).
 - [13] M. Cardenas, S. Franz, G. Parisi, *J.Phys. A: Math. Gen.* **31** L163 (1998); *J. Chem. Phys.* **110**, 1726 (1999).
 - [14] M. Mezard and G. Parisi cond-mat/9812180.
 - [15] T.R. Kirkpatrick and P.G. Wolynes, *Phys. Rev. A* **35**,

- 3072 (1987); T.R. Kirkpatrick and D. Thirumalai, Phys. Rev. **B 36**, 5388 (1987); T.R. Kirkpatrick and P. G. Wolynes, Phys. Rev. **B 36**, 8552 (1987).
- [16] A. Crisanti, H. Horner and H.J. Sommers, Z. Phys. B **92**, 257 (1993).
 - [17] G. Parisi, J. Phys. A: Math. Gen. **30**, L765-L770 (1997).
 - [18] W. Götze, in *Liquids, Freezing and the Glass Transition*, J.P. Hansen, D. Levesque, J. Zinn-Justin eds. North Holland 1990.
 - [19] S.C. Glotzer, C. Donati and P.H. Poole, in Computer Simulation Studies in Condensed Matter Physics XI (Springer-Verlag, Heidelberg, 1999).
 - [20] W. Kob and H.C. Andersen, Transport Theory and Stat. Phys. **24**(6-8), 1179 (1995).
 - [21] S. Franz and G. Parisi, unpublished comment, cond-mat/9804084.
 - [22] A.H. Marcus, J. Schofield and S.A. Rice, Phys. Rev. E. **60**, 5725 (1999); W. Kegel and A. van Blaaderen, preprint; E. Weeks, J.C. Crocker, A.C. Levitt, A. Schofield, and D.A. Weitz, preprint.