

Impurity spin relaxation in $S = 1/2$ XX chains

Joachim Stolze and Michael Vogel

Institut für Physik, Universität Dortmund, 44221 Dortmund, Germany
(February 5, 2020)

Dynamic autocorrelations $\langle S_i(t) S_i(0) \rangle$ ($i = x, z$) of an isolated impurity spin in a $S = 1/2$ XX chain are calculated. The impurity spin, defined by a local change in the nearest-neighbor coupling, is either in the bulk or at the boundary of the open-ended chain. The exact numerical calculation of the correlations employs the Jordan-Wigner mapping from spin operators to Fermi operators; effects of finite system size can be eliminated. Two distinct temperature regimes are observed in the long-time asymptotic behavior. At $T = 0$ only power laws are present. At high T the x correlation decays exponentially (except at short times) while the z correlation still shows an asymptotic power law (different from the one at $T = 0$) after an intermediate exponential phase. The boundary impurity correlations follow power laws at all T . The power laws for the z correlation and the boundary correlations can be deduced from the impurity-induced changes in the properties of the Jordan-Wigner fermion states.

75.10.Jm 75.40.Gb 75.30.Hx

I. INTRODUCTION

The $S = 1/2$ XX chain^{1,2}

$$H = -\sum_{i=1}^{N-1} J_i (S_i^x S_{i+1}^x + S_i^y S_{i+1}^y); \quad (1.1)$$

is one of the simplest quantum many-body systems conceivable, as many of its properties can be derived from those of noninteracting lattice fermions. Its equilibrium spin pair correlation functions

$$\langle S_i(t) S_j(0) \rangle = \frac{\text{Tr} e^{iHt} S_i e^{-iHt} S_j}{\text{Tr} e^{-iHt}}; \quad i = x, z \quad (1.2)$$

have been the objects of intense research efforts over an extended period^{3,19}. Only a few explicit analytic results are available, but several existing asymptotic results for large distances $|i - j|$ or long times t have been corroborated by numerical calculations.

For XX chains with homogeneous nearest-neighbor coupling ($J_i = J$) only three different types of asymptotic long-time behavior have been observed to date: Gaussian, exponential, and power-law (often with superimposed oscillations). It is interesting to speculate whether non-uniform or random couplings might induce additional types of asymptotic behavior.

In the present paper we study the changes in autocorrelation functions $\langle S_i(t) S_i(0) \rangle$ induced by a single impurity spin in an otherwise homogeneous chain. The impurity spin is located either at the boundary of the system,

$$J_1 = J^0; J_i = J \text{ for } i \geq 2 \quad (1.3)$$

or in the bulk,

$$J_{N-2} = J_{N-1} = J^0; J_i = J \text{ for all other } i: \quad (1.4)$$

Besides their obvious relevance in low-dimensional magnetism, impurities in spin-1/2 chains are also of interest in quantum dynamics, where two-level systems coupled to "baths" serve as models for quantum systems in

dissipative environments^{20,22}. The most popular model²¹ in this field is the spin-boson model, consisting of a single spin 1/2 coupled to a (quasi-) continuum of noninteracting oscillators with a given spectral density. In a recent study²³ the oscillator bath was replaced with a bath of noninteracting spins 1/2. The changes in dynamic behavior which were observed as a result of this replacement suggest further exploration of different kinds of baths. The system studied here can be considered a two-level system (the impurity spin) coupled to a bath of interacting two-level systems (the remainder of the XX chain). An interesting feature of this system is the fact that while the z component of the total spin is conserved, the x component is not. Thus differences are to be expected between the relaxation of the x and z components of the impurity spin.

The plan of the paper is as follows: In Sec. II we discuss the method used to calculate the dynamic correlation functions numerically. In Sec. III we present results for spin autocorrelation functions of a bulk impurity spin (and also of its neighbors) for both zero and finite T . In Sec. IV we discuss boundary impurity autocorrelation functions. Sec. V summarizes our findings.

II. METHOD

The open-ended N -site spin-1/2 XX chain described by the Hamiltonian (1.1) can be mapped to a Hamiltonian of noninteracting fermions,

$$H = -\frac{1}{2} \sum_{i=1}^{N-1} J_i (c_1^y c_{i+1} + c_{i+1}^y c_1) \quad (2.1)$$

by means of the Jordan-Wigner transformation^{1,2} between spin and fermion operators:

$$S_i^z = c_1^y c_i - \frac{1}{2}; \quad (2.2)$$

$$S_i^+ = \left(1 \right) \sum_{k=1}^P \frac{1}{2} c_k^y c_i^y = \sum_{k=1}^P \frac{1}{2} (1 - 2c_k^y c_k^y) c_i^y \quad (2.3)$$

In the homogeneous case $J_i = J$, the one-particle energy eigenvalues are

$$\epsilon_k = -J \cos k; k = \frac{\pi}{N+1}; j = 1; \dots; N \quad (2.4)$$

and the eigenvectors are sinusoidal functions of the site index i . For general J_i neither eigenvalues nor eigenvectors are available analytically, however, both are easily obtained from the solution of a tridiagonal eigenvalue problem with standard numerical procedures²⁴.

The spin correlation functions (1.2) are mapped to fermion correlation functions, with crucial differences between the cases $\sigma = z$ and $\sigma = x$. $hS_i^z(t)S_j^z$ maps to a density-density correlation function involving four Fermi operators. Due to the string of signs in (2.3), however, $hS_i^x(t)S_j^x$ maps to a many-particle correlation function involving $2(i+j-1)$ Fermi operators. Wick's theorem can be applied to expand $hS_i^x(t)S_j^x$ in products of elementary fermion expectation values. That expansion can be most compactly expressed as a Pfaffian²⁵ whose elements are sums involving the one-particle eigenvalues and eigenvectors.

In order to obtain results valid in the thermodynamic limit $N \rightarrow \infty$, finite-size effects must be identified and eliminated. As finite-size effects are known¹⁹ to be caused by reflections of propagating excitations from the boundaries of the system, the maximum fermion group velocity (see 2.4) can be used to estimate the time range over which a given spin correlation function (1.2) can be expected to be free of finite-size effects. That estimate can then be verified by explicit numerical calculation of equivalent correlation functions for system sizes N_0 and, say, $2N_0$.

The one-fermion eigenvalue problem for the single-impurity chain (1.3) or (1.4)²⁶ may be solved analytically. The nature of the solution depends on the value of J^0 . For J^0 below a critical value J_c all states are extended and the continuous energy spectrum is given by ϵ_k (2.4) with J^0 -dependent k values. For $J^0 > J_c$ a pair of exponentially localized impurity states with energies ϵ_0, ϵ_1 emerge from the continuum. The critical coupling strength is $J_c = 1$ for the bulk impurity and $J_c = \frac{1}{2}$ for the boundary impurity. Below, we shall occasionally refer to properties of the analytic solution in order to explain the long-time asymptotic behavior observed in the numerical results.

III. BULK IMPURITY

A. $T = 0$

The long-time asymptotic behavior of the $T = 0$ bulk impurity spin x autocorrelation function is difficult to

obtain due to a combination of two reasons. Firstly this correlation is the computationally most demanding one, as large Pfaffians have to be evaluated. Secondly it is also the correlation function displaying finite size effects at the earliest times. This may be related to its particularly slow long-time asymptotic decay law^{10;13;14}

$$hS_i^x(t)S_{i+n}^x \sim (n^2 - J^2 t^2)^{-1/4} \text{ for } T = 0 \quad (3.1)$$

in the homogeneous case $J_i = J$. We have calculated $hS_{N=2}^x(t)S_{N=2}^x$ for impurity coupling constants $0 \leq J^0 \leq 4$. In all cases the asymptotic decay of the correlation function was consistent with the $t^{-1/2}$ law (3.1). With growing J^0 $hS_{N=2}^x(t)S_{N=2}^x$ develops oscillations of rather well-defined frequency and growing amplitude, as shown in the inset of Fig. 1. The frequency of the oscillations for $J^0 > 1$ is proportional to the energy

$$J^0 j = \frac{J^0}{2J^0 - 1} \quad (J^0 > 1) \quad (3.2)$$

of the localized impurity state. On the whole, the long-time asymptotic behavior of the impurity spin x autocorrelation at $T = 0$ is not fundamentally changed by varying the value of J^0 .

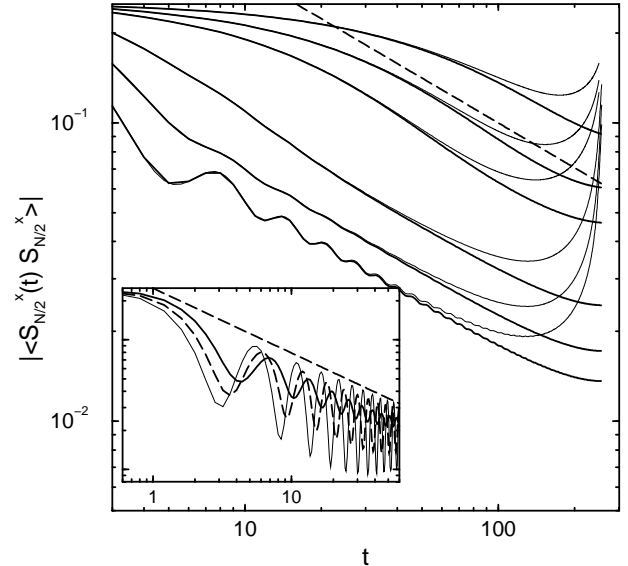


FIG. 1. Bulk impurity spin x autocorrelation function $hS_{N=2}^x(t)S_{N=2}^x$ at $T = 0$. Main plot: $N = 512$, impurity coupling $J^0 < 1$. The heavy solid lines (top to bottom) correspond to $J^0 = 0.1, 0.15, 0.2, 0.4, 0.6$, and 0.8 . The dashed straight line is the $t^{-1/2}$ power law (3.1). The thin solid lines are $N = 256$ data demonstrating the influence of system size. Inset: $N = 128$, $J^0 > 1$. Shown are data for $J^0 = 1$ (heavy solid line), $J^0 = 1.2$ (dashed curve), and $J^0 = 1.4$ (thin solid line). The dashed straight line is again the $t^{-1/2}$ power law (3.1).

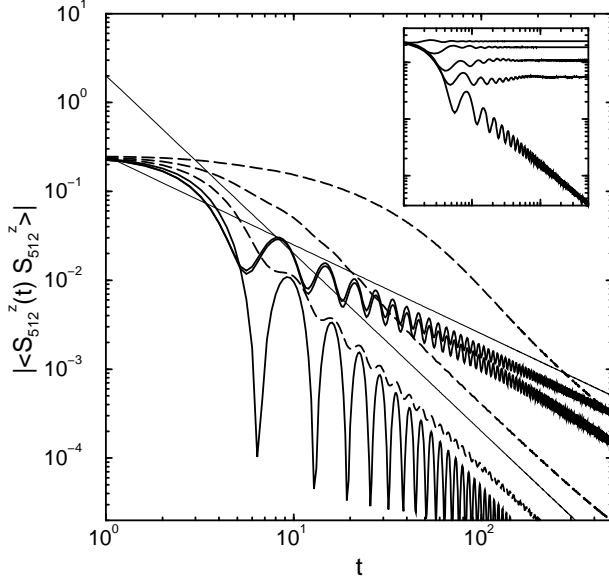


FIG. 2. Main plot: Bulk impurity spin z autocorrelation function $\langle S_{N=2}^z(t) S_{N=2}^z \rangle$ ($N = 1024$) at $T = 0$, for impurity couplings $J^0 = 1; 0.99; 0.8$ (solid lines, top to bottom); $J^0 = 0.6; 0.4; 0.2$ (long-dashed lines, bottom to top). The thin straight lines show the power law t^{-1} and t^{-2} . Inset: same as main plot, for $J^0 = 1.1; 1.2; 1.4; 2.4$ (bottom to top).

The impurity spin z autocorrelation, in contrast, changes significantly when J^0 is varied, as shown in Fig. 2. For small J^0 $\langle S_{N=2}^z(t) S_{N=2}^z \rangle$ displays a monotonic decay. Roughly at $J^0 = 0.5$ oscillations (of well-defined and J^0 -independent frequency) begin to develop. For all $J^0 < 1$ the correlation function follows an asymptotic t^{-2} law. The $J^0 = 1$ correlation shows the t^{-1} law well known^{3,4,15} for the homogeneous case. As soon as J^0 is further increased, the behavior changes again and the absolute value of the correlation function tends to a constant nonzero value for large times.

The changes in the asymptotics of $\langle S_{N=2}^z(t) S_{N=2}^z \rangle$ can be understood from the analytic solution mentioned in Sec. II. The Jordan-Wigner transformation yields, after a few simple steps,

$$\begin{aligned} \langle S_{N=2}^z(t) S_{N=2}^z \rangle = & \sum_{\epsilon} \langle j_{\epsilon} | j_{\epsilon}^2 e^{i\epsilon t} f(\epsilon) \rangle \\ & + \sum_{\epsilon} \langle j_{\epsilon} | j_{\epsilon}^2 f(\epsilon) \rangle \sum_{\epsilon'} \langle j_{\epsilon'} | j_{\epsilon'}^2 f(\epsilon') \rangle + \frac{1}{4} \end{aligned} \quad (3.3)$$

Here j_{ϵ} is a one-fermion eigenstate of H^{ϵ} (2.1) with energy ϵ and $f(x) = (\exp(x) + 1)^{-1}$ is the Fermi function. For $J^0 > J_c = 1$ the presence of a localized impurity state with large $\langle j_{\epsilon} | j_{\epsilon}^2 \rangle$ and with ϵ outside the continuum yields a harmonically oscillating non-decaying contribution to $\langle S_{N=2}^z(t) S_{N=2}^z \rangle$. Similar contributions are con-

tained in every element of the Pfaffian for $\langle S_{N=2}^x(t) S_{N=2}^x \rangle$, but not in that correlation itself (see Fig. 1, inset). The reason probably is a cancellation of terms due to the multiplications and additions inherent in the definition of the Pfaffian. The time scale introduced by the discrete energy value (3.2) is reflected in the oscillations of $\langle S_{N=2}^x(t) S_{N=2}^x \rangle$ (Fig. 1, inset). Similar behavior is found for $T > 0$ and will be discussed in the next subsection.

For $J^0 = 1$ the time-dependent term in (3.3) is proportional to

$$\sum_{\epsilon} \langle j_{\epsilon} | j_{\epsilon}^2 \rangle e^{i\epsilon t} f(\epsilon) \langle j_{\epsilon} | j_{\epsilon}^2 \rangle \quad ; \quad (3.4)$$

where $\langle j_{\epsilon} | j_{\epsilon}^2 \rangle$ corresponds to $\langle j_{\epsilon} | j_{\epsilon}^2 \rangle$ in (3.3) and the inverse square root factor is the one-particle density of states of the dispersion (2.4) (which still describes the energy eigenvalues, only with slightly displaced k values for $J^0 \neq 1$). For $J^0 = 1$, $\langle j_{\epsilon} | j_{\epsilon}^2 \rangle$ does not depend on ϵ , the inverse square root singularities at the band edges $\epsilon = \pm 1$ lead to a $t^{-1/2}$ asymptotic behavior of the integral, and to a t^{-1} behavior of $\langle S_{N=2}^z(t) S_{N=2}^z \rangle$. For $J^0 < 1$ the amplitude of the one-particle eigenstate with energy ϵ at the impurity site is

$$\langle j_{\epsilon} | j_{\epsilon}^2 \rangle = J^0 + \frac{1 - J^0^2}{J^0} \frac{\epsilon^2}{1 - \epsilon^2} \quad (3.5)$$

(apart from weakly ϵ -dependent normalization factors). This changes the band-edge singularities in (3.4) from $(1 - \epsilon^2)^{-1/2}$ to $(1 - \epsilon^2)^{1/2}$, so that the integral contains a $t^{3/2}$ term. Consequently, $\langle S_{N=2}^z(t) S_{N=2}^z \rangle$ contains a t^3 term which dominates for $T > 0$ (see next subsection). At $T = 0$, however, the leading term is proportional to t^2 due to the discontinuity of the Fermi function in (3.4).

We have also studied the x and z autocorrelations of nearest and next-nearest neighbors of the impurity spin $i = N=2$. For weak impurity coupling ($J^0 < 0.2$) the x correlation functions of spins $i = N=2+1$ and $i = N=2+2$ show weak oscillations superimposed on a $t^{-1/2}$ decay masked by strong finite-size effects. The z correlations (for $J^0 < 1$) show stronger oscillations. Their decay looks roughly like a power law with an exponent between -2 and -3 .

B. $T > 0$

Whereas at $T = 0$ only power-law decay is observed, exponential decay becomes possible at finite T . Fig. 3 shows x and z impurity spin autocorrelations at $J^0 = 0.3$ for several decades in T . There are two well-defined temperature regimes with a crossover between them. Within each regime the correlation functions do not change qualitatively: note that several of the curves in Fig. 3 coincide. The x autocorrelation in the high- T regime shows exponential decay which persists over the entire time range

during which the results are free of finite-size effects. The z autocorrelation decays exponentially at first and later crosses over to the t^{-3} law derived above, with superimposed oscillations which are absent in the low-temperature regime. $\text{hs}_i^x(t)\text{S}_{i+1}^x$ involves excitation of arbitrarily many fermions and thus its Fourier transform has unbounded support, in contrast to that of $\text{hs}_i^z(t)\text{S}_{i+1}^z$. Consequently $\text{hs}_i^z(t)\text{S}_{i+1}^z$ must ultimately cross over to a power law, whereas $\text{hs}_i^x(t)\text{S}_{i+1}^x$ may continue its exponential decay indefinitely. The appearance of oscillations (if only of small amplitude) in $\text{hs}_i^z(t)\text{S}_{i+1}^z$ at high T is reminiscent of the phenomena recently reported²³ for a two-level system coupled to a spin bath. In that system, a persistence of oscillations up to infinite T could be observed.

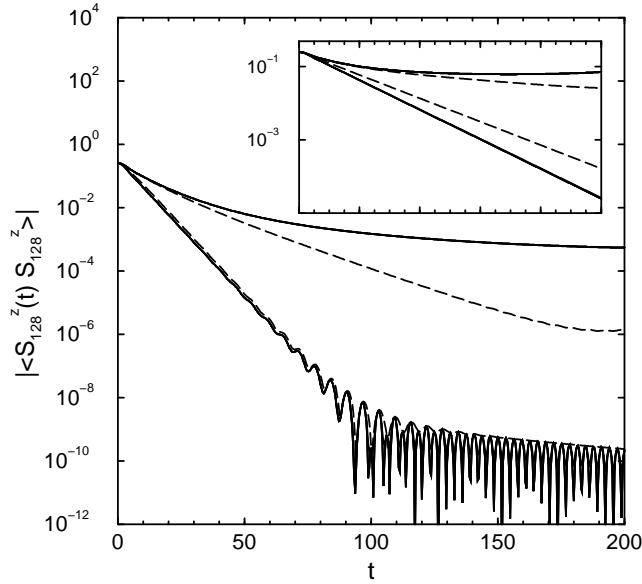


FIG. 3. Crossover between the regimes of high temperature (lower set of curves) and low temperature (upper set of curves). Main plot: Impurity spin autocorrelation function $\text{hs}_{N=2}^z(t)\text{S}_{N=2}^z$ ($N = 256$) with impurity coupling $J^0 = 0.3$ for temperatures $T = 10^6, 10^4, 10^2, 10^0, 10^{-1}, 10^{-2}, 10^{-3}, 10^{-4}, 10^{-5}$, and 10^{-6} (bottom to top). The curves for $T = 10^{-1}$ and 10^{-2} are long-dashed, all others are solid. Note that several curves coincide on the scale of the figure. Inset: same as main plot, for $\text{hs}_{N=2}^x(t)\text{S}_{N=2}^x$ ($N = 128$); time range is $0 < t < 100$.

Fig. 4 shows $\text{hs}_{N=2}^x(t)\text{S}_{N=2}^x$ at $T = 10^5$ for impurity coupling $0.1 \leq J^0 \leq 1$ in a $N = 128$ chain. As autocorrelations at $T = 1$ are real even power series in t , all curves start with zero slope at $t = 0$, but then (with the exception of $J^0 = 1$) bend over to a nearly perfect exponential decay. The inset shows the decay rate of that exponential decay as fitted to the data in the main plot. Also shown is the decay rate determined from data for $T = 1$, and for $J^0 > 1$. Differences between $T = 1$ and

$T = 1$ are to be expected and are indeed visible in the behavior of the decay rate close to $J^0 = 1$: For finite T the x autocorrelation function of a homogeneous chain $J_i = 1$ is known^{18,19} to decay exponentially with a finite T -dependent decay rate, whereas for infinite T the decay is Gaussian^{7,8}. The Gaussian decay corresponds to a divergence of the exponential decay rate which is obvious in the inset of Fig. 4.

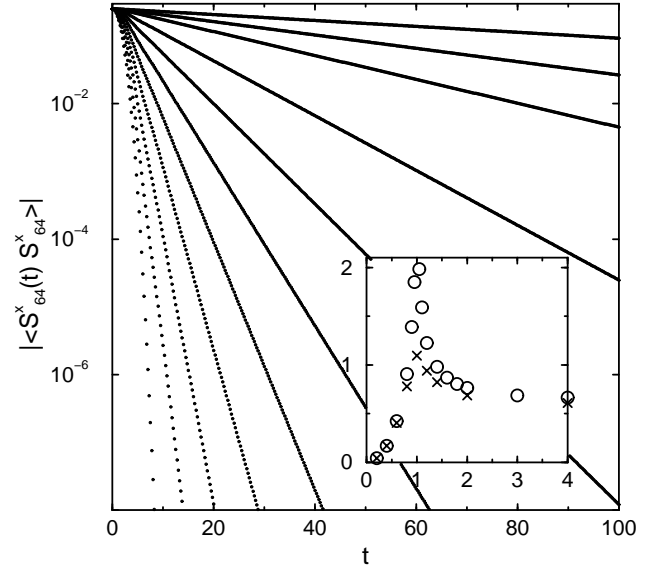


FIG. 4. Exponential decay of the bulk impurity spin x autocorrelation function at high temperature. Main plot: $\text{hs}_{N=2}^x(t)\text{S}_{N=2}^x$ ($N = 128$) at $T = 10^5$ for impurity couplings $J^0 = 0.1; 0.15; 0.2; 0.3; 0.4; 0.5; 0.6; 0.7; 0.8; 0.9$; and 1 (top to bottom). Inset: Exponential decay rates determined from the data shown in the main plot, and from analogous data for $J^0 > 1$ and for $T = 1$. The circles are $T = 10^5$ data, the crosses are $T = 1$ data. Note the pronounced differences near $J^0 = 1$, where the infinite- T decay rate diverges.

For $J^0 > 1$ $\text{hs}_{N=2}^x(t)\text{S}_{N=2}^x$ is no longer (almost) purely exponential, but develops considerable oscillations. The exponential decay rate grows with T , but decreases as J^0 grows, as shown in the inset of Fig. 4. As in the $T = 0$ case the frequency of the oscillations is proportional to ω_0 (3.2).

In order to obtain a quantitative measure of the precision to which the decay of $\text{hs}_{N=2}^x(t)\text{S}_{N=2}^x$ at $T = 10^5$ follows an exponential, we fitted an exponential law $a \exp(-bt)$ to the numerical data for $0 < t < 100$ and calculated the quantity

$$p(t) = \frac{\text{hs}_{N=2}^x(t)\text{S}_{N=2}^x}{a \exp(-bt)} \quad (3.6)$$

which should equal unity for a purely exponential decay.

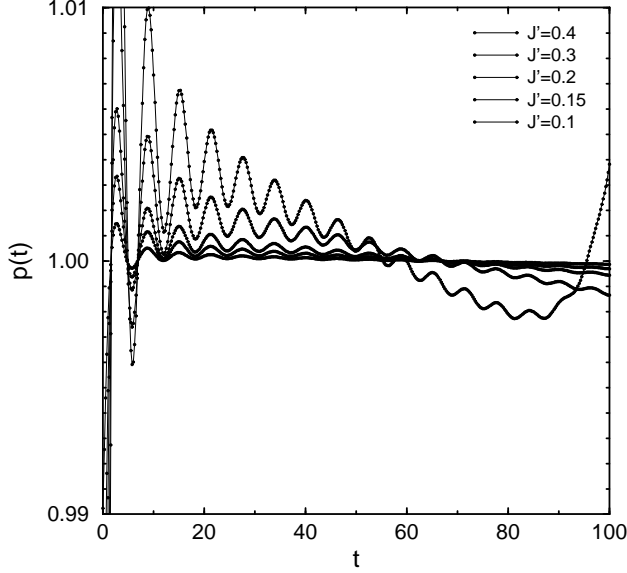


FIG. 5. Precision of the exponential decay of the high-temperature bulk impurity spin correlation function. Shown is the precision function $p(t)$ (3.6) for the data for $J^0 = 0.4$ from the main plot of Fig. 4.

For $J^0 = 0.4$ $p(t)$ is shown in Fig. 5. Note that the scale of the figure extends only to a maximum deviation of 1 percent from purely exponential decay. The general slope in the data is a natural consequence of the intrinsically non-exponential behavior of the correlation function for small t which was mentioned above. The data for $J^0 = 0.2$ follow the purely exponential t^{-1} to a precision of better than 2 parts in thousand for $t = 10$. This rules out the stretched-exponential behavior reported²⁷ for $J^0 = 0.2$ at $T = 1$ in an approximate study based on extrapolation of truncated continued-fraction expansions. Fig. 5 also reveals the presence of tiny oscillations which are invisible on the scale of Fig. 4. The frequency of these oscillations is independent of J^0 , in contrast to the stronger oscillations for $J^0 > 1$ already mentioned above.

The main differences between x and z spin autocorrelation functions were already shown in Fig. 3. Some more detail on the behavior of $\langle S_{N=2}^z(t) S_{N=2}^z \rangle$ is presented in Fig. 6. The main plot shows the crossover between the exponential and t^{-3} (with superimposed oscillations) regimes for three small J^0 values. With growing J^0 the exponential decay rate grows and the exponential regime shortens in such a way that in the exponential regime $\langle S_{N=2}^z(t) S_{N=2}^z \rangle$ is a decreasing function of J^0 whereas in the power-law regime it is an increasing function of J^0 . We have deliberately chosen a very long time window in order to illustrate how finite-size effects manifest themselves (for $t > 230$). In the inset of Fig. 6 we demonstrate the asymptotic power-law behavior for

larger values of J^0 . The dots represent the maxima of $\langle S_{N=2}^z(t) S_{N=2}^z \rangle$, which follow the t^{-3} (for $J^0 < 1$) and t^{-1} (for $J^0 = 1$) laws already discussed. For $J^0 > 1$ the behavior changes to a "constant with oscillations" type of asymptotics, similar to the $T = 0$ situation shown in the inset of Fig. 2. For $T > 0$, however, the amplitude of the oscillations is considerably larger than for $T = 0$.

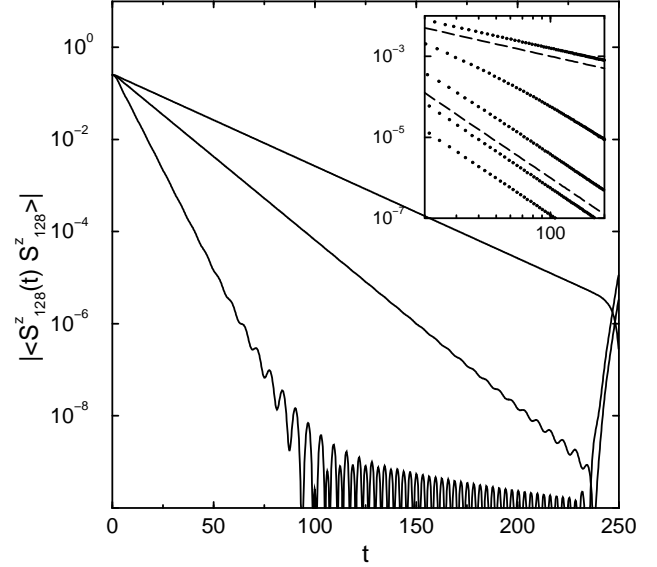


FIG. 6. Initially exponential and asymptotically power-law decay of the bulk impurity z spin autocorrelation function at high temperature. Main plot: $\langle S_{N=2}^z(t) S_{N=2}^z \rangle$ ($N = 256$) at $T = 10^5$ for impurity couplings $J^0 = 0.15; 0.2; \text{ and } 0.3$ (top to bottom). Note how the exponential regime gets shorter as J^0 grows. The features in the lower right corner are finite-size effects. Inset: Maxima of $\langle S_{N=2}^z(t) S_{N=2}^z \rangle$ for $J^0 = 1; 0.9; 0.8; 0.7; \text{ and } 0.6$ (top to bottom) and $T = 20$. The dashed straight lines represent the t^{-1} and t^{-3} power laws.

The high-temperature spin autocorrelations of the nearest and next-nearest neighbors to the impurity (for $J^0 = 1$) do not show any particularly surprising features. The z correlations do not show exponential decay in the beginning. Instead they oscillate and the maxima of the oscillations display the familiar t^{-3} (for $J^0 < 1$) and t^{-1} (for $J^0 = 1$) laws. The x autocorrelations interpolate smoothly between two known limiting cases. At $J^0 = 1$ the x autocorrelation of the spin $i = N/2 + 1$ of course is a Gaussian as that of any other bulk spin. At $J^0 = 0$, however, $i = N/2 + 1$ is the first spin in a semi-infinite homogeneous chain, whose $T = 1$ autocorrelation function is¹⁷ a combination of Bessel functions with an asymptotic $t^{-3/2}$ decay. Upon reducing J^0 from 1 to 0, the development of the characteristic Bessel function oscillations (with zeros hardly depending on J^0) can be nicely observed. Similarly the time range during which the cor-

relation function follows the expected $t^{-3/2}$ decay grows as J^0 diminishes. The x autocorrelation of $i = N/2 + 2$ behaves quite similarly, but only a small number of oscillations is visible (in a linear plot) because of the fast ($t^{-9/2}$) asymptotic decay of the known¹⁷ $J^0 = 0$ Bessel function expression.

IV. BOUNDARY IMPURITY

The boundary impurity is defined by (1.3). Similarly to the case of the bulk impurity discussed in the previous section, the boundary correlation functions show a low-temperature regime and a high-temperature regime, and we restrict our discussion to the values $T = 0$ and $T = 1$ which represent these two regimes.

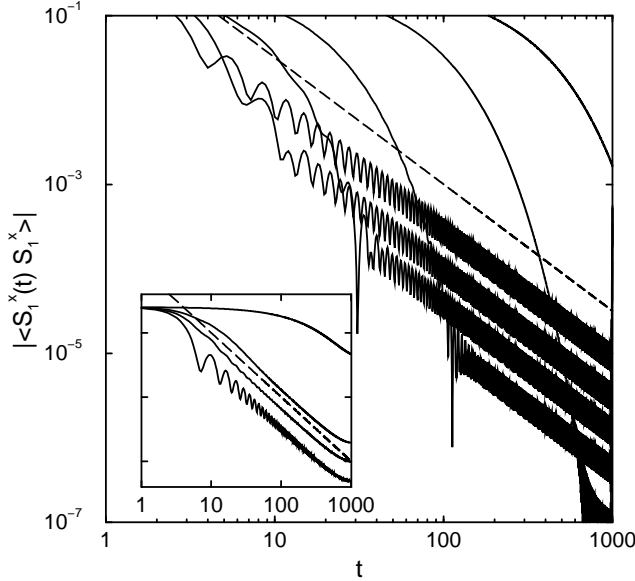


FIG. 7. Boundary spin x autocorrelation function $\langle S_1^x(t) S_1^x \rangle$. Main plot: High-temperature regime, $T = 1$, $N = 512$, and impurity coupling $J^0 = 1, 0.8, 0.6, 0.4, 0.2$, and 0.1 (left to right, according to the point where the curves enter the figure at the upper boundary). The dashed line shows the $t^{-3/2}$ law. Inset: Low-temperature regime, $T = 0$, $N = 1024$, and $J^0 = 1, 0.7, 0.5$, and 0.1 (bottom to top). The dashed line shows the t^{-1} law.

It suffices to discuss the impurity spin x autocorrelation function $\langle S_1^x(t) S_1^x \rangle$, because

$$2\langle S_1^x(t) S_1^x \rangle = \sum_j \langle j | j | e^{iHt} | f \rangle \langle f | \rangle; \quad (4.1)$$

that is, the square root of the time-dependent part of $\langle S_1^z(t) S_1^z \rangle$ (see 3.3). The presence of an isolated impurity state for $J^0 > J_c = \sqrt{2}$ (compare Sec. II) should be visible in the dynamic correlation functions. In fact,

the asymptotic behavior of $\langle S_1^x(t) S_1^x \rangle$ displays a crossover similar to the one shown in the inset of Fig. 2: for all T the long-time behavior is a power law for $J^0 < \sqrt{2}$ and a constant for $J^0 > \sqrt{2}$, with additional oscillations in both regimes.

Fig. 7 shows $\langle S_1^x(t) S_1^x \rangle$ for impurity coupling $J^0 = 1$. For $T = 1$ we observe an initially exponential decay followed by a power law. The exponential decay rate grows with J^0 . The duration of the initial exponential phase decreases with growing J^0 in such a way that in the subsequent power-law regime the correlation function is an increasing function of J^0 . This behavior is (not unexpectedly) similar to that of the bulk impurity z autocorrelation discussed in Sec. IIIB, however, the asymptotic power law is a different one, namely the $t^{-3/2}$ law known for the boundary spin¹⁷ of the homogeneous semi-infinite chain at infinite T , and for a range of boundary spins¹⁹ of the same system at finite T .

The inset of Fig. 7 shows $\langle S_1^x(t) S_1^x \rangle$ for $T = 0$ and $J^0 < 1$. After a very slow initial decay (slower for smaller J^0) the curves eventually all bend over to show a t^{-1} asymptotic decay developing some oscillations as J^0 approaches unity. The t^{-1} decay at $T = 0$ is again a well-known feature⁹ of the homogeneous semi-infinite chain.

The asymptotic power laws may be understood from the properties of the analytic solution of the boundary impurity (one-particle) problem, along the lines of the discussion in Sec. IIIA. According to (4.1), $\langle S_1^x(t) S_1^x \rangle$ for $J^0 < \sqrt{2}$ is given by an integral analogous to the one in (3.4). The analytic solution shows that the wave function factor in the integral, $\langle j | j | \sin k \rangle$, where $k = \cos k$. This leads to a band-edge singularity $(1 - k^2)^{1/2}$ in the integrand, and a $t^{-3/2}$ asymptotic behavior of the integral. At $T = 0$ the $t^{-3/2}$ contribution is dominated by the t^{-1} contribution from the discontinuity of the Fermi function.

V. SUMMARY AND CONCLUSIONS

The dynamic spin correlation functions associated with isolated impurities in a $S = 1/2$ XX chain show a rich behavior depending on the temperature, the impurity coupling strength J^0 , the spin component ($= x, z$) under consideration, and on the position of the impurity spin in the chain. Regimes of low and high T , with qualitatively different behavior of the correlations may be distinguished. We have summarized the asymptotic behavior of the bulk x and z spin autocorrelations in these two T regimes in Table I. The basic features of the boundary correlations may also be obtained from Table I by observing that (i) the z autocorrelation does not change fundamentally between bulk and boundary and (ii) at the boundary the x autocorrelation behaves as the square root of the z autocorrelation.

As mentioned in the introduction, the present model may be interpreted as a single two-level system in con-

tact with a large bath. The influence of the nature of the bath degrees of freedom on the type of decay of the two-level system was addressed recently²³ for a spin bath constructed in a way to resemble closely the standard²¹ harmonic oscillator bath. At $T = 0$ the spin bath leads to damped oscillations in the two-level system, as does the oscillator bath. However, at high T , the oscillations vanish for the oscillator bath but persist for the spin bath.

Without going into any detailed comparison between the spin bath employed in Ref. 23 and the XX chain studied here, we would like to point out the existence of similar oscillation phenomena at high T in the present system. Fig. 3 (main plot) shows how the bulk impurity spin z autocorrelation function develops oscillations as temperature increases. Whether these oscillations can be unambiguously assigned to either the impurity or the bath, and what happens for systems interpolating between the present one and that of Ref. 23, remains to be seen in further studies.

	low T	high T
x	$t^{-1/2}$	e^{-t}
$z; J^0 < 1$	t^{-2}	t^{-3} (after initial e^{-t})
$z; J^0 > 1$	t^0	t^0

TABLE I. Asymptotic decay of the bulk x and z autocorrelation functions. Additional oscillations of varying strength are present in all cases.

ACKNOWLEDGMENTS

We are grateful to Professor Gerhard Müller (University of Rhode Island) for helpful comments and suggestions.

- ¹ E. Lieb, T. Schultz, and D. Mattis, Ann. Phys. 16, 407 (1961).
- ² S. Katsura, Phys. Rev. 127, 1508 (1962).
- ³ T. Nijmeyer, Physica 36, 377 (1967).
- ⁴ S. Katsura, T. Horiguchi, and M. Suzuki, Physica 46, 67 (1970).
- ⁵ B. M. McCoy, E. Barouch, and D. B. Abraham, Phys. Rev. A 4, 2331 (1971).
- ⁶ A. Sur, D. Jasnow, and I. J. Lowe, Phys. Rev. B 12, 3845 (1975).
- ⁷ U. Brandt and K. Jacoby, Z. Phys. B 25, 181 (1976).
- ⁸ H. W. Capel and J. H. H. Perk, Physica 87A, 211 (1977).
- ⁹ W. Pesch and H. J. Mikeska, Z. Phys. B 30, 177 (1978).
- ¹⁰ H. G. Vaidya and C. A. Tracy, Physica 92A, 1 (1978).
- ¹¹ L. L. Gonçalves and H. B. Cruz, J. Magn. Magn. Mat. 15-18, 1067 (1980).
- ¹² H. B. Cruz and L. L. Gonçalves, J. Phys. C 14, 2785 (1981).
- ¹³ B. M. McCoy, J. H. H. Perk, and R. E. Shrock, Nucl. Phys. B 220 [FS8], 35 (1983).
- ¹⁴ B. M. McCoy, J. H. H. Perk, and R. E. Shrock, Nucl. Phys. B 220 [FS8], (1983).
- ¹⁵ G. Müller and R. E. Shrock, Phys. Rev. B 29, 288 (1984).
- ¹⁶ J. H. Taylor and G. Müller, Physica 130A, 1 (1985).
- ¹⁷ J. Stolze, V. S. Viswanath, and G. Müller, Z. Physik B 89, 45 (1992).
- ¹⁸ A. R. Its, A. G. Izergin, V. E. Korepin, and N. A. Slavnov, Phys. Rev. Lett. 70, 1704 (1993).
- ¹⁹ J. Stolze, A. Noppert, and G. Müller, Phys. Rev. B 52, 4319 (1995).
- ²⁰ A. J. Leggett et al., Rev. Mod. Phys. 59, 1 (1987).
- ²¹ U. Weiss, Quantum dissipative systems (World Scientific, Singapore, 1993).
- ²² P. Hanggi, P. Talkner, and M. Borkovec, Rev. Mod. Phys. 62, 251 (1990).
- ²³ J. Shao and P. Hanggi, Phys. Rev. Lett. 81, 5710 (1998).
- ²⁴ W. H. Press, S. A. Teukolsky, W. T. Vetterling, and B. P. Flannery, Numerical Recipes in FORTRAN: the Art of Scientific Computing (Cambridge U.P., Cambridge, 1992).
- ²⁵ The properties of Pfaffians, close relatives of determinants, are discussed in ref. 28, the explicit formula for $hS_i^x(t)S_j^x$ is given in ref. 19.
- ²⁶ For the bulk impurity (1.4) a system with $N-1$ sites should be considered for symmetry.
- ²⁷ S. Sen and T. D. Biersch, Physica A 253, 178 (1998).
- ²⁸ H. S. Green and C. A. Hurst, Order-Disorder Phenomena (Wiley-Interscience, London, 1964).