

Double Quantum Dots as Detectors of High-Frequency Quantum Noise in Mesoscopic Conductors.

Ramón Aguado^{1,2} and Leo P. Kouwenhoven¹

¹Department of Applied Physics and DIMES, Delft University of Technology,
P.O. Box 5046, 2600 GA, Delft, The Netherlands.

²Department of Physics and Astronomy, Rutgers University, Piscataway, NJ
08854-8019, U.S.A.

We propose a measurement set-up for detecting quantum noise over a wide frequency range using inelastic transitions in a tunable two-level system as a detector. The frequency-resolving detector consists of a double quantum dot which is capacitively coupled to the leads of a nearby mesoscopic conductor. The inelastic current through the double quantum dot is calculated in response to equilibrium and non-equilibrium current fluctuations in the nearby conductor, including vacuum fluctuations at very low temperatures. As a specific example, the fluctuations across a quantum point contact are discussed.

Two-level systems coupled to a dissipative environment are canonical model systems to study dephasing in quantum mechanics [1]. The reversed problem is a two-level system that measures the characteristics of a specific environment. The transition rate for levels separated by an energy ϵ , is a measure of the spectral density of the fluctuations in the environment at a frequency $f = \epsilon/h$. Transitions are allowed when energy can be exchanged with the environment. Recently, two device structures were realized that can be used as tunable two-level systems. In a superconducting single-electron transistor a Cooper-pair [2] and in a double quantum dot (DQD) an electron [3] can make inelastic transitions between two discrete energy states. In this work we calculate the rate for inelastic transitions in a DQD coupled to an environment formed by a second mesoscopic device. This setup provides a frequency-resolved detection over a large frequency range of the fluctuations in mesoscopic systems.

Small electronic devices have interesting equilibrium and non-equilibrium noise properties which are non-linear in frequency [4]. In equilibrium, a transition occurs going from low-frequencies, where Johnson-Nyquist noise due to thermal fluctuations dominates, to high frequencies where quantum noise due to vacuum fluctuations prevails. When the device is voltage biased, non-equilibrium fluctuations can become dominant. These lead to shot noise in the current, which has been measured near zero-frequency [5] and at several high frequency values [6]. Our interest is to determine the effect of broad-band fluctuations on the inelastic transition rate in a two-level system. A wide frequency range requires that the frequency dependent impedance of the whole electric circuit is taken into account. Below, we first describe the basic properties of a DQD, then formulate transition probabilities in terms of the noise spectrum, followed by calculations where the specific environment

is formed by a quantum point contact (QPC).

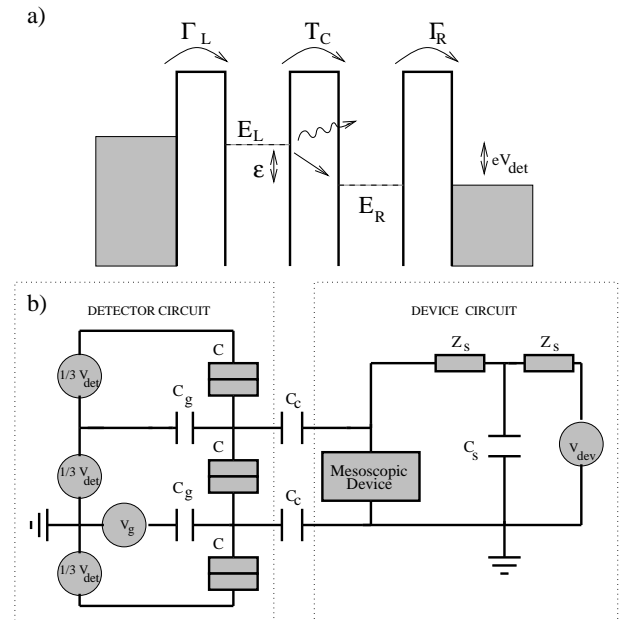


FIG. 1. (a) Energy diagram of a DQD in the regime of high bias voltage. (b) Circuit for capacitively coupling the DQD to a second mesoscopic device, e.g. a QPC. The detector and device circuits are separately biased by different voltage. The symbols in the detector correspond to the three tunnel barriers in a DQD.

A DQD is a fully-controllable two-level quantum system. The separation between levels E_L , E_R , the tunnel rates across the left and right barriers, Γ_L , Γ_R , and the tunnel coupling between both quantum dots T_C (see Fig.1a) can be tuned separately by means of gate voltages. If $T_C \ll \Gamma_L, \Gamma_R$, we can neglect coherence effects due to mixing between E_L and E_R [7]. Then a non-zero cur-

rent for $\epsilon \neq 0$ necessarily involves emission ($\epsilon > 0$) or absorption ($\epsilon < 0$) of quanta to or from the environment. An applied bias voltage V_{det} shifts the two Fermi levels in the two leads. The higher Fermi energy in the left lead allows that for $\epsilon > 0$; the high energy state, E_L , can be occupied by tunneling through the left barrier. An inelastic transition with rate Γ_i , followed by tunneling through the right barrier yields an inelastic current, $I_{\text{inel}}(\epsilon) = \frac{e}{\hbar} (\Gamma_L^{-1} + \Gamma_i^{-1} + \Gamma_R^{-1})^{-1}$. When the central tunnel barrier is made the largest, i.e. $\Gamma_i \ll \Gamma_L, \Gamma_R$, the inelastic current follows from perturbation theory on the tunnel coupling T_c : [1,8]

$$I_{\text{inel}}(\epsilon) \propto \frac{e}{\hbar} \Gamma_i(\epsilon) = \frac{e}{\hbar} T_c^2 P(\epsilon) \quad (1)$$

$P(\epsilon)$ being the probability for the exchange of energy quanta with the environment: [9,11]

$$P(\epsilon) = \frac{1}{2} \int_{-\infty}^{\infty} dt \exp[i\epsilon t] J(t) \quad (2)$$

The autocorrelation function $J(t)$ accounts for transitions due to time-dependent fluctuations in ϕ , which are characterized by the spectral density, $S(\omega)$. We are interested in fluctuations generated by the current noise spectrum, $S_I(\omega)$, in a nearby mesoscopic device. Fig. 1(b) shows an example of a circuit that capacitively couples a mesoscopic device to a DQD. These noise spectra are related through: $S(\omega) = \mathcal{Z}(\omega)^2 S_I(\omega)$, where $\mathcal{Z}(\omega)$ is the trans-impedance connecting detector and device circuits. The autocorrelation function in the DQD in terms of the current noise in the second device is:

$$J(t) = \frac{2}{\hbar R_K} \int_{-\infty}^{\infty} \frac{d\omega}{2\pi} \frac{\mathcal{Z}(\omega)^2}{\omega^2} S_I(\omega) (e^{i\omega t} - 1) d\omega \quad (3)$$

where $R_K = h/e^2 \approx 25.8k\Omega$ is the quantum resistance. This expression for $J(t)$ is valid provided the fluctuations are gaussian [11]. Eqs. 1-3 relate the inelastic current through the DQD to the noise spectrum of an arbitrary, nearby mesoscopic device.

Our problem is now reduced to the determination of $\mathcal{Z}(\omega)$ and $S_I(\omega)$ for a specific mesoscopic device embedded in a specific circuit. We consider the circuit in Fig. 1b for coupling the current fluctuations from the mesoscopic device via the capacitors C_c into the DQD. The DQD is modelled as three tunnel barriers with capacitances C and biased by a voltage V_{det} . The gate voltage, V_g , controls ϕ . The device is connected to a voltage source, V_{dev} , via leads characterized by the impedances Z_s and the capacitor C_s . For this circuit we obtain for the trans-impedance:

$$\mathcal{Z}(\omega) = \frac{1/Z_s}{(1/2 + i\omega Z_s C_c) \left[\frac{1}{(2 + i\omega Z_s C_s)} \right] + i\omega Z_s C_c} \quad (4)$$

with $\omega_1 = \frac{C + C_g + C_c}{C}$, $\omega_2 = \frac{(2C + C_g + C_c)^2 C^2}{C_c C}$ and $\omega_3 = \frac{2C + C_g + C_c}{C}$. For small frequencies, $\mathcal{Z}(\omega)^2 \approx [(\omega_2 + \omega_1^2)]$

with $\omega_1^2 Z_s = [1/2 (1/(C_c + C_s) - 1/C_c)]$ and $\omega_2 = [Z_s (1/2 (C_c + C_s) - 1/C_c)]$. At zero frequency, it reaches the maximum value $\mathcal{Z}(0)^2 = \frac{2}{\omega_1^2} = \frac{2}{\omega_2^2} R_K^2$ (i.e. Ohmic environment).

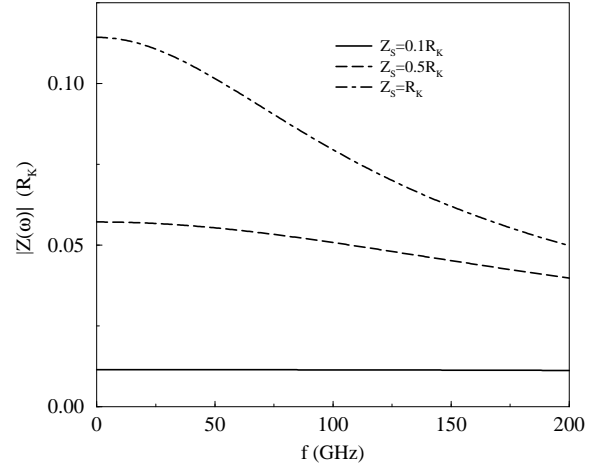


FIG. 2. Frequency dependence of $\mathcal{Z}(\omega)^2$ for different Ohmic resistors in the leads. We have taken typical experimental values for: $C = 0.05 \text{ fF}$; $C_g = C_c = 0.1 \text{ fF}$; $C_s = 1 \text{ nF}$.

In Fig. 2 we plot $\mathcal{Z}(\omega)^2$ for different values of Z_s and typical experimental values for the elements in the circuit. Note that for $Z_s \rightarrow 0$ the device is shorted (i.e. $\mathcal{Z}(\omega) \rightarrow 0$) and the detector is insensitive to the fluctuations. For $Z_s < 0.1 R_K$, the trans-impedance is approximately independent of frequency and can be written as $\mathcal{Z}(\omega)^2 \approx \mathcal{Z}(0)^2$. In this case, the inelastic current is determined only by the frequency dependence of the noise and therefore easier to interpret. If $Z_s = 0.1 R_K$ is taken, then the coupling of the noise into the detector is sufficiently effective. Provided that $J(t)$ does not diverge for long times (see below) we expand $e^{J(t)} \approx 1 + J(t)$ in Eq. 2 and derive the probability for energy exchange:

$$P(\epsilon) \approx \frac{1}{2} \int_{-\infty}^{\infty} dt \frac{2}{\hbar R_K} \int_{-\infty}^{\infty} \frac{d\omega}{2\pi} \frac{\mathcal{Z}(\omega)^2}{\omega^2} S_I(\omega) g(\epsilon - \hbar\omega) + \frac{2}{R_K} \frac{\mathcal{Z}(\omega)^2}{2} S_I(\omega) \quad (5)$$

The first part renormalizes the elastic current (i.e. when $\epsilon = 0$), which we do not consider further here. Inserting the last term in Eq. 1 we obtain the inelastic current through the DQD detector:

$$I_{\text{inel}}(\epsilon) \approx \frac{2}{e} \frac{T_c^2}{\hbar} \frac{S_I(\omega)}{2} \quad (6)$$

We note that current fluctuations at frequency ω result in an inelastic current at level difference $\epsilon = \hbar\omega$. Below we discuss that this detector current is asymmetric in the absorption ($\epsilon < 0$) and emission ($\epsilon > 0$) sides, which results from the asymmetry in the current noise due to zero-point fluctuations.

As an application, we study the current noise spectrum of a QPC. The right quantity to be calculated for our purposes is the non-symmetrized spectral density, which is crucial to account correctly for zero-point fluctuations [12]. The symmetrized noise generated by a QPC has been calculated from scattering theory in Refs. [13][15]. The non-symmetrized version can be written as:

$$S_I(\omega) = \frac{4}{R_K} \sum_m D_m (1 - D_m) f \frac{(eV_{dev} + \hbar\omega)}{1 - e^{-(eV_{dev} + \hbar\omega)/k_B T}} + \frac{(\hbar\omega - eV_{dev})}{1 - e^{-(\hbar\omega - eV_{dev})/k_B T}} g + \frac{4}{R_K} \sum_m D_m^2 \frac{2\hbar\omega}{1 - e^{-\hbar\omega/k_B T}}; \quad (7)$$

where N is the number of conduction channels, D_m is the energy-independent transmission probability of the m^{th} channel, V_{dev} is the applied voltage and $k_B T = 1/k_B T$. In equilibrium (i.e. $V_{dev} = 0$), we recover the fluctuation-dissipation theorem [16] $S_I(\omega) = 2G \frac{2\hbar\omega}{1 - e^{-\hbar\omega/k_B T}}$; where $G = \frac{2}{R_K} \sum_m D_m$ is the conductance. Here, our model reduces to the usual theory for the effects of an electromagnetic environment on single electron tunneling [9][11]. Equation (7) is not symmetric if we change $\omega \rightarrow -\omega$; which results from the difference between emission and absorption rates due to vacuum fluctuations. This asymmetry was not included in Refs. [13][15] where $S_I(\omega) = S_I(-\omega)$.

Fig. 3a shows the current noise, $S_I(\omega)$; vs. the normalized frequency $\omega = \frac{\hbar\omega}{eV_{dev}}$, for $N = 2$ and different values for $D = \sum_m D_m$. For $\omega > 0$ the noise increases linearly with frequency (with a slope determined by D) due to zero-point fluctuations. For $\omega < 0$ there are two different situations: for non-open channels the non-equilibrium shot-noise dominates when $1 < \omega < 0$; whereas for $\omega < -1$ the noise is zero. For open channels (e.g. $D = 1$ and $D = 2$ in the figure) the noise is always zero on the absorption side.

The inset to Fig. 3a shows the voltage dependence of the noise for different values of ω and $D = 1.5$ (see also Ref. [6]). When $\hbar\omega < k_B T$ the noise spectrum is flat. Here, the fluctuations are dominated by quantum noise and do not change from the equilibrium value for small voltages. For $\hbar\omega > k_B T$ the noise increases linearly with the voltage and is due to shot noise. This transition from quantum to shot noise can directly be tested by measuring the detector current at a fixed level separation, $\omega = \hbar\omega/k_B T$; as a function of the voltage across the QPC.

In Fig. 3b we plot $I_{inel}(\omega)$ at zero temperature for the same values of the total transmission. The main feature is an asymmetric broadening in the emission ($\omega > 0$) and absorption ($\omega < 0$) sides. We first consider the absorption side. For open channels ($D = 1$ and $D = 2$ in the figure), the nonequilibrium part of the noise is zero and no energy can be absorbed by the detector. For non-open channels ($D = 1.5$ in the figure), the nonequilibrium noise is finite and the detector can absorb energy even at

zero temperature; this is reflected as an inelastic current through the DQD for $\omega < 0$. Emission is possible for both open and non-open channels due to the contribution of vacuum fluctuations so the inelastic current for $\omega > 0$ is always finite.

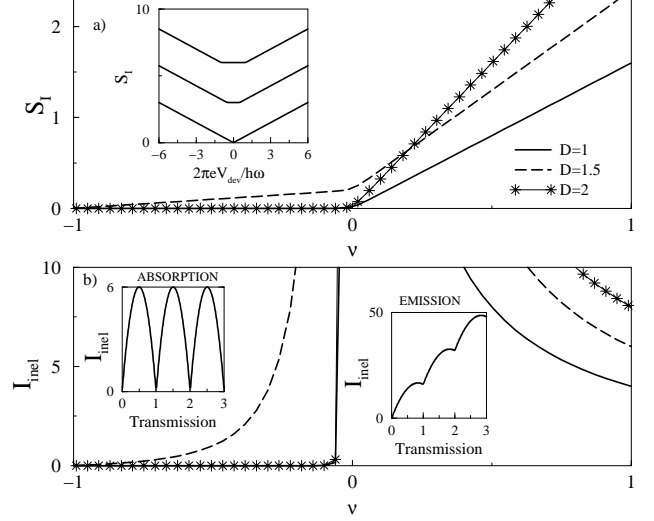


FIG. 3. (a) $S_I(\omega)$ (units of $\frac{4e^2}{h} eV_{dev}$) for different values of D . Inset: $S_I(\omega)$ (units of $\frac{2e^2}{h}$) vs. $\frac{eV_{dev}}{\hbar\omega}$ (units of 1) for different $\omega = 1; 0.5; 0$, from top to bottom. (b) $I_{inel}(\omega)$ (units of $32 \frac{2e}{h} \frac{eV_{dev}}{\hbar\omega} \frac{T_c^2}{eV_{dev}}$). Insets: transmission dependence of I_{inel} for a fixed value of the frequency; $\omega = 0.25$ for absorption and $\omega = 0.25$ for emission.

The dependence on transmission is clearly demonstrated in the insets to Fig. 3(b). At fixed frequency the absorption side oscillates as a function of D (left inset) whereas the emission side is an increasing function with plateau-like features (right inset).

To check the observability of these predictions we take as an example $D = 1.5$, $\omega = 0.5$, $\omega = 10^{-2}$ and $T_c = 10$ eV. This implies, e.g. for the absorption side $I_{inel} \sim 12$ pA at $\hbar\omega = 1.22$ GHz ($eV_{dev} = 10$ eV). For $\hbar\omega = 12.17$ GHz ($eV_{dev} = 100$ eV), $I_{inel} \sim 12$ pA. These values are well within the resolution limits of present day techniques. [3,17]

A log-log plot of I_{inel} vs. ω (Fig 4) gives a clear demonstration for the transition from quantum to shot noise. At $\omega = 1$ (absorption), a sharp decline of the current marks such a transition. For open channels, the current on the emission side follows a power law behaviour indicating the occurrence of an infrared divergence (see Eq. 10 below).

We now examine the validity of our previous results. For non-open channels and zero-temperature, $J(t)$ behaves for long times as:

$$J(t \rightarrow \infty) \sim \frac{8}{\pi^2} \sum_m D_m (1 - D_m) \frac{eV_{dev}}{\hbar\omega} t; \quad (8)$$

This linear time dependence coincides with previous re-

sults at equilibrium for an ohmic environment at finite temperature [9-11]. Eq. 8 defines two regimes: (a) $\omega > \omega_c$ with $\omega_c = 8 \frac{e^2}{2} \frac{P_N}{D_m} (1 - D_m)$, where the expansion for $J(\omega)$ in Eqs. 5-6 is valid. (b) $\omega < \omega_c$ where the expansion for $J(\omega)$ cannot be used. Here, we obtain from Eq. 8:

$$I_{\text{inel}}(\omega) \sim \frac{eT_c^2}{2 + 2} \quad (9)$$

with $\omega_c = eV_{\text{dev}}/c = 8$ [18]. Our results are within the limits of validity of regime (a).

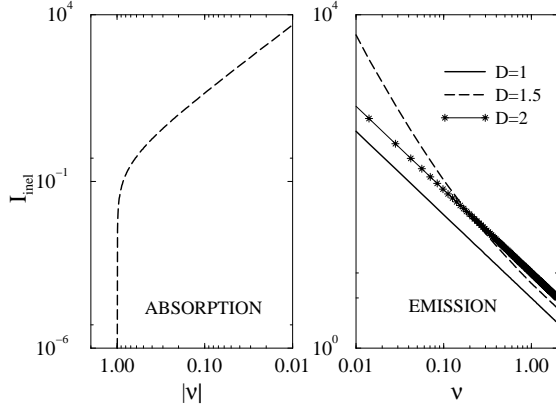


FIG. 4. Log-log plot of $I_{\text{inel}}(\omega)$ vs. ω (same units as Fig. 3b).

We note that for open channels:

$$J(\omega \rightarrow 0) \sim \ln \frac{eV_{\text{dev}}}{\omega} + \frac{i}{2}g \quad (10)$$

where $\gamma = 0.5772\ldots$ is Euler's constant and $\omega_c = 8 \frac{e^2}{2} R_K G$. This behaviour leads to the infrared divergence $P(\omega) \sim \omega^{-1}$ caused by the zero-point fluctuations of the electron-hole pair excitations in the QPC. [19]

In conclusion, the inelastic current through a DQD at low temperatures can provide a broad-band frequency resolved measurement of the equilibrium and non-equilibrium fluctuations in a nearby mesoscopic conductor. The asymmetry between absorption and emission processes gives a clear measurement of the non-equilibrium quantum noise due to zero-point fluctuations. The predicted signal is well within the resolution limits of present day experiments on quantum dots [3] as well as on superconducting circuits [2]. In the present case, the measurement by the DQD has a negligible effect on the transport through the QPC. If the QPC is replaced by a circuit in which superposition of quantum states are important (e.g. strongly coupled quantum dots), then our detection setup forms an interesting quantum measurement problem [20].

We acknowledge Yuli Nazarov for fruitful criticism and discussions. We also thank Cees Harmans, Leonid Glazman, Wilfred van der Wiel, Toshinasa Fujisawa, Tjerk

Oosterkamp, Michael Janus, Yann Kervennic, Silvano De Franceschi and Leonid Gurevich. This work was supported by the Dutch Organization for Fundamental Research on Matter (FOM), by the NEDO joint research program (NTDP-98), and by the EU via a TMR network.

- [1] A. J. Leggett et al, Rev. Mod. Phys. 59, 1 (1987).
- [2] Y. Nakamura, C. D. Chen and J. S. Tsai, Phys. Rev. Lett. 79, 2328 (1997).
- [3] T. Fujisawa et al, Science 282, 932 (1998).
- [4] Sh. Kogan, "Electronic noise and fluctuations in solids", Cambridge University Press 1996.
- [5] See M. J. M. de Jong and C. W. J. Beenakker and references therein, in "Mesoscopic Electron Transport" (Kluwer, The Netherlands) 1997. Edited by L. L. Sohn, L. P. Kouwenhoven and G. Schon.
- [6] R. J. Schoelkopf et al, Phys. Rev. Lett. 78, 3370 (1997).
- [7] T. H. Oosterkamp et al, Nature 395, 873 (1998).
- [8] L. I. Glazman and K. A. M. Atveev, Sov. Phys. JETP 67, 1276 (1988).
- [9] M. H. Devoret et al, Phys. Rev. Lett. 64, 1824 (1990).
- [10] S. M. Girvin et al, Phys. Rev. Lett. 64, 3183 (1990).
- [11] G. L. Ingold and Yu. V. Nazarov, in Chap. 2 of "Single-Charge Tunneling" (Plenum, New York) 1992. Edited by H. Grabert and M. H. Devoret.
- [12] See C. W. Gardiner, "Quantum Noise", (Springer-Verlag) 1991, for a discussion about symmetrized and non-symmetrized quantum noise spectra.
- [13] G. B. Lesovik, JETP Lett. 49, 592 (1989).
- [14] S. E. Yang, Solid State Commun. 81, 375 (1992).
- [15] M. Buttiker, Phys. Rev. B 45, 3807 (1992).
- [16] H. B. Callen and T. A. Welton, Phys. Rev. 83, 34 (1951).
- [17] I_{inel} scales with eV_{dev} at fixed ω , which can be used to distinguish from heating effects.
- [18] These regimes have been obtained in a different context by J. Siewert, Y. V. Nazarov and G. Falci, Europhys. Lett. 38, 365 (1997).
- [19] Note the analogy of this case with the x-ray problem.
- [20] See for example: S. A. Gurtvitz, quant-ph/9806050.