

# The Largest Cluster in Subcritical Percolation

Martin Z. Bazant

Department of Mathematics, Massachusetts Institute of Technology, Cambridge, MA 02139

(May 13, 1999)

The distribution of the largest-cluster size for subcritical percolation on a finite lattice of size  $N$  is investigated, both analytically and numerically. It is shown that as  $N \rightarrow \infty$  the cumulative distribution function (c.d.f.) converges to the Fisher-Tippett distribution  $e^{-e^{-z}}$  in a certain weak sense. The mean grows like  $x_\xi^* \log N$ , where  $x_\xi^*(p)$  is a correlation size. The standard deviation has bounded fluctuations about  $x_\xi^* \pi / \sqrt{6}$  due to discreteness. These predictions are verified by Monte Carlo simulations on  $2d$  square lattices of up to 30 million sites, which also reveal finite-size scaling. The results are explained in terms of a flow in the space of c.d.f.s as  $N \rightarrow \infty$ . The subcritical segment of the physical manifold ( $0 < p < p_c$ ) is advected towards a line of limit cycles described by the “renormalization group” of Fisher and Tippett (1928) and Fréchet (1927).

In the latter half of this century, percolation has become the canonical model of quenched-in disorder [1]. Among its many areas of application are polymerization, hopping conduction in semiconductors and flow in porous media [2]. Percolation has also attracted the attention of mathematicians because its theorems are simple to state and yet difficult to prove [3]. As such, computer simulation has always played a central role in the motivation and testing of new theoretical ideas [4].

Most studies have examined the critical point ( $p = p_c$ ) where the correlation length  $\xi(p)$  diverges, but here we focus on subcritical percolation ( $p < p_c$ ) characterized by  $\xi < \infty$ . In this case, it is known [3,5] that  $g(x)$ , the expected number of clusters of size  $x$  per site, decays exponentially in an infinite hypercubic lattice (of any dimension  $d \geq 1$ ):  $\log g \sim -x/x_\xi$  as  $x \rightarrow \infty$ , where  $x_\xi(p)$  is a correlation size (i.e. mass). Because large clusters are fractal objects, the correlation size and length are related by  $x_\xi \propto \xi^D$ , where  $D < d$ .

In contrast to  $g(x)$ , relatively little is known about the statistics of the largest cluster in a finite system of size  $N$  in the subcritical regime  $N \gg x_\xi$ . The well-known heuristic argument  $Ng(\mu) \approx 1$  suggests that the mean scales like  $\mu \sim x_\xi \log N$ . (Note that  $P_N = \mu/N$  plays the role of an order parameter:  $P_\infty = 0$  for  $p \leq p_c$ ,  $P_\infty > 0$  for  $p > p_c$ .) Recently, Borgs *et al.* [6] have proved that the cumulative distribution function (c.d.f.)  $F_N(x)$  varies significantly only on the scale  $x_\xi \log N$ ,

$$\lim_{\epsilon \rightarrow 0} \liminf_{N \rightarrow \infty} [F_N(\epsilon^{-1} x_\xi \log N) - F_N(\epsilon x_\xi \log N)] = 1, \quad (1)$$

from certain scaling axioms verified for  $d = 2$  and believed to hold for  $d \leq d_c = 6$ . To the author’s knowledge, however, the scaling of the variance and the shape of the distribution have not yet been reported.

**Statement of the Problem.** — Consider site percolation on a periodic, hypercubic lattice of  $N$  sites. Since any cluster can be uniquely identified with the site (of lowest index) nearest to its center of mass, we can define a set of  $N$  identically distributed random variables (r.v.)  $\{X_i\}$  such that  $X_i = x$  if the largest cluster centered

at site  $i$  has size  $x$  and  $X_i = 0$  if no cluster is centered there. We seek the c.d.f. of the extreme order statistic  $F_N(x) \equiv \Pr.(\max_{1 \leq i \leq N} X_i < x)$  in the limit  $N \rightarrow \infty$ . Aside from the complexity of the parent distribution, the main difficulty is that the r.v. are correlated. Much is known about order statistics of independent, identically distributed (i.i.d.) r.v. [7], but dependent r.v. have been studied mostly in cases much simpler than percolation [8].

**The Limit of Vanishing Correlations.** — Nevertheless, considerable insight is gained by neglecting correlations (i.e.  $p \rightarrow 0$ ). Since the parent distribution of  $X_i$  must decay exponentially for  $x_\xi \ll x \ll N$ , we assume  $N$  independent selections from an exponential parent with c.d.f.  $\Pr.(X_i \leq x) = 1 - e^{-x/x_\xi}$ . Following Cramér [7], we have

$$F_N(x) = \left(1 - e^{-x/x_\xi}\right)^N = \left(1 - \frac{e^{-(x-x_\xi \log N)/x_\xi}}{N}\right)^N \\ \Rightarrow \lim_{N \rightarrow \infty} \Lambda_N(z) = e^{-e^{-z}} \quad (2)$$

where  $\Lambda_N(z) \equiv F_N(x_\xi z + x_\xi \log N)$ . In this simple approximation the largest-cluster size is sampled from the Fisher-Tippett distribution with mean  $\gamma = 0.5772 \dots$  (Euler’s constant) and variance  $\pi^2/6$  [7,8]. The mean largest-cluster size grows like  $\mu/x_\xi \sim \log N + \gamma$ , while standard deviation (s.d) converges,  $\sigma/x_\xi \rightarrow \pi/\sqrt{6}$ .

**Discreteness.** — There is a slight problem with (2) for percolation on a lattice: A discrete c.d.f. (which is a step function) cannot converge to a continuous function when scaled by a bounded standard deviation. This inconsistency can be corrected by replacing  $x$  above with  $[x]$  (the nearest integer to  $x$ ) to enforce discrete cluster sizes, but with this modification a limiting distribution no longer exists. Instead, the standardized c.d.f. approaches a quasi-periodic sequence of step functions

$$\Lambda_N(z) = \left(1 - \frac{e^{-z + \delta_N(z)/x_\xi}}{N}\right)^N \sim e^{-e^{-z + \delta_N(z)/x_\xi}} \quad (3)$$

where  $\delta_N(z) \equiv x_\xi(z + \log N) - [x_\xi(z + \log N)]$ . These step functions “converge weakly” in the sense that as  $N \rightarrow \infty$

the step edges trace out two continuous functions

$$\overline{\Lambda}(z) \equiv \limsup_{N \rightarrow \infty} \Lambda_N(z) = e^{-e^{-z-1/(2x_\xi)}} \quad (4a)$$

$$\underline{\Lambda}(z) \equiv \liminf_{N \rightarrow \infty} \Lambda_N(z) = e^{-e^{-z+1/(2x_\xi)}} \quad (4b)$$

which define a stationary envelope of width  $1/x_\xi$ . Technically Eq. (2) is correct only in the limit  $x_\xi \rightarrow \infty$ :

$$\lim_{p \rightarrow p_c} \overline{\Lambda}(z) = \lim_{p \rightarrow p_c} \underline{\Lambda}(z) = e^{-e^{-z}}. \quad (5)$$

For  $x_\xi < \infty$ , the continuum result  $\mu/x_\xi \sim \log N$  holds, but  $\sigma/x_\xi \sim \pi/\sqrt{6} + \epsilon_N$ , where  $\epsilon_N$  is roughly periodic in  $\log N$  with period  $1/x_\xi$  and  $\lim_{p \nearrow p_c} \epsilon_N = 0$ .

*Correlations.* — The derivation leading to (3) should be valid whenever  $x_\xi \ll 1$  because in that case even a single site qualifies as a large cluster. If  $x_\xi \approx 1$ , however, non-negligible correlations among the random variables  $\{X_i\}$  arise because a cluster of size  $x_\xi$  excludes on the order of  $x_\xi$  nearby sites from being part of any other cluster. If  $x_\xi \gg 1$ , many more than  $x_\xi$  sites (on the order of  $\xi^d = x_\xi^{d/D}$ ) are excluded by such a cluster since it engulfs many smaller, exterior regions due to its fractal geometry. Therefore, correlations can be included heuristically by replacing  $N$  with  $N/x_\xi^\alpha$  in (3) which simply shifts the mean by a constant  $\Delta\mu/x_\xi = -\alpha \log x_\xi$ , where  $\alpha = 0$  if  $x_\xi \ll 1$ ,  $\alpha = 1$  if  $x_\xi \approx 1$  and  $\alpha = d/D$  if  $x_\xi \gg 1$ .

*Finite-Size Scaling.* — For  $x_\xi \gg 1$ , discrete lattice effects are negligible, and the system has only one relevant mass scale  $x_\xi$ . By dimensional analysis, therefore, any function of  $N$  and  $x_\xi$  collapses to a self-similar form interpolating between a critical power-law in  $N$  valid for  $1 \ll N \ll x_\xi$  and a subcritical function of  $N/x_\xi^\alpha$  (for some constant  $\alpha$ ) valid for  $1 \ll x_\xi \ll N$ . In particular, because  $\mu$  and  $\sigma$  have the dimensions of  $x_\xi$ , we have

$$\mu(N, x_\xi) = x_\xi \Phi(N/x_\xi^\alpha) \quad (6a)$$

$$\sigma(N, x_\xi) = x_\xi \Psi(N/x_\xi^\alpha) \quad (6b)$$

for some universal functions  $\Phi(s)$  and  $\Psi(s)$ . In the critical regime, it is known [6] that  $\mu \propto \sigma \propto L^D = N^{D/d}$  independent of  $x_\xi$ , which implies  $\alpha = d/D$  and  $\Phi(s) \propto \Psi(s) \propto s^{D/d}$  as  $s \rightarrow 0$ . From (1) and (3), we also expect  $\Phi(s) \propto \log(s)$  and  $\Psi(s) \propto 1$  as  $s \rightarrow \infty$ .

*Numerical Results.* — In order to test these predictions, Monte Carlo simulations are performed on periodic  $2d$  square lattices of sizes  $N = 5^2, 13^2, 31^2, 74^2, 129^2, 175^2, 415^2, 982^2, 2324^2$  and  $5500^2$  with  $p = 0.05, 0.1, \dots, 0.5$  ( $p_c = 0.592746$  [9]). Between  $2 \times 10^5$  and  $10^8$  random samples are generated (with `drand48()`) for each  $(N, p)$ , and clusters are identified by a recursive algorithm [4,10]. Overall, trillions of clusters are counted in several months on SGI R-10,000 processors.

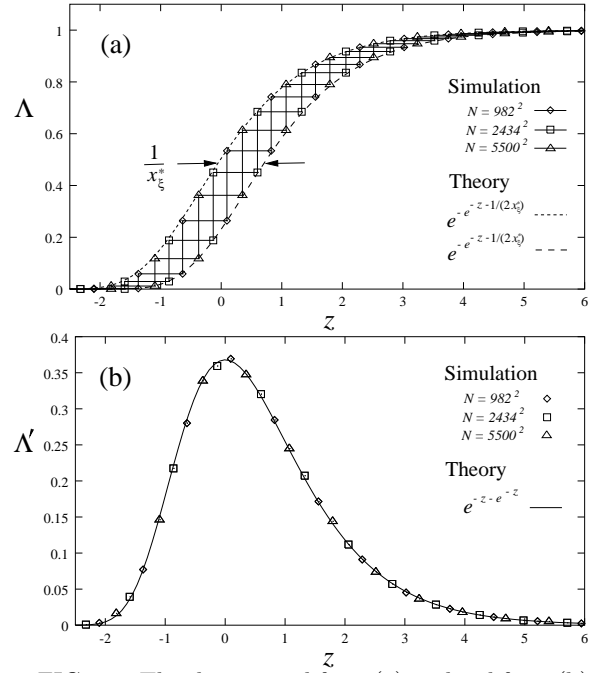


FIG. 1. The discrete c.d.f. in (a) and p.d.f. in (b) of the largest-cluster size for  $p = 0.15$  and  $N = 982^2, 2434^2, 5500^2$ , standardized to have mean  $\gamma$  and variance  $\pi^2/6$ . The c.d.f.s in (a) are compared with (4), where  $x_\xi^* = 0.90x_\xi(0.15) = 1.313$ .

The largest-cluster c.d.f.s  $\Lambda_N(z)$  are in excellent agreement with (3)–(4) for all  $p < p_c$ , as shown in Fig. 1 for  $p = 0.15$  [11]. The expected small fluctuations about  $e^{-z}e^{-e^{-z}}$  due to discreteness are clearly seen in the p.d.f.s.

The correlation size  $x_\xi(p)$  is obtained by fitting the cluster-size distributions to  $\log g = C - x/x_\xi - \theta \log x$  by Poisson regression [12], e.g.  $x_\xi(0.05) = 0.603$ ,  $x_\xi(0.3) = 4.987$ ,  $x_\xi(0.5) = 91.5$ . As shown in Figs. 2–3, the collapse of the mean and s.d. of the largest-cluster size plotted as  $\mu/x_\xi$  and  $\sigma/x_\xi$  versus  $N/x_\xi^{d/D}$  (using  $D = 91/48$  [1]) is excellent for  $p \geq 0.30$ . As discrete-lattice effects become important, the data drifts off the universal curves, and oscillations are magnified in the s.d.

For  $p \geq 0.30$ , the scaling function  $\Phi(s)$  for the mean is fit to the empirical form:

$$\Phi(s) = \left[ a_2 + \frac{a_3}{(a_4 + s)^{a_5}} \right] \log \left[ 1 + \left( \frac{s}{a_1} \right)^{D/d} \right] \quad (7)$$

where the best parameter values (in the least squares sense) are  $a_1 = 8.1 \pm 0.5$ ,  $a_2 = 0.954 \pm 0.005$ ,  $a_3 = 3.3 \pm 0.2$ ,  $a_4 = 1.0 \pm 0.3$  and  $a_5 = 0.61 \pm 0.2$ . The collapsed data in Fig. 2 shows a smooth crossover between the expected critical and subcritical scaling laws,  $\Phi(s) \sim 30.3s^{D/d}$  as  $s \rightarrow 0$  and  $\Phi(s) \sim a_2 \log(1 + (s/a_1)^{D/d}) \sim (a_2 D/d) \log s = 0.90 \log s$  as  $s \rightarrow \infty$ , respectively. Note that  $\mu \sim 0.90x_\xi \log N$  implies that  $x_\xi$  in (2)–(4) should be replaced by an effective correlation size  $x_\xi^* = 0.90x_\xi$  consistent with (1).

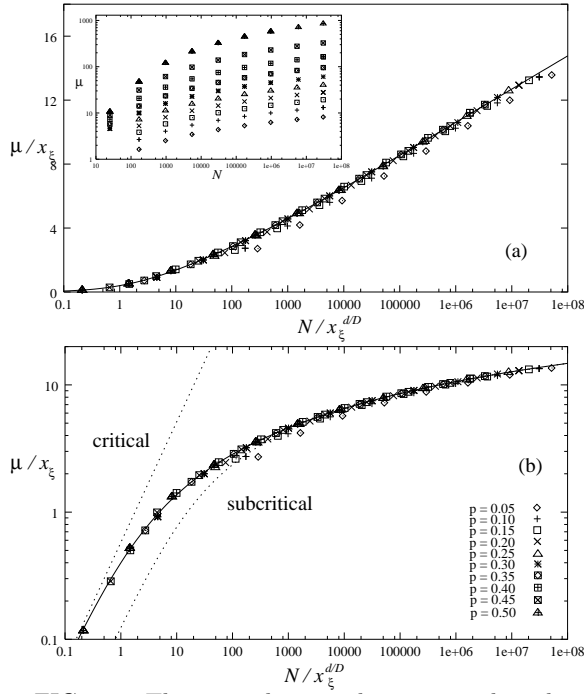


FIG. 2. The mean largest cluster size plotted as  $\mu/x_\xi$  versus  $N/x_\xi^{d/D}$  on a log-linear plot in (a) and a log-log plot in (b). The solid line fits the  $p \geq 0.30$  data to Eq. (7) with asymptotic forms given by the dotted lines. The raw data is in the inset of (a); the legend in (b) applies throughout.

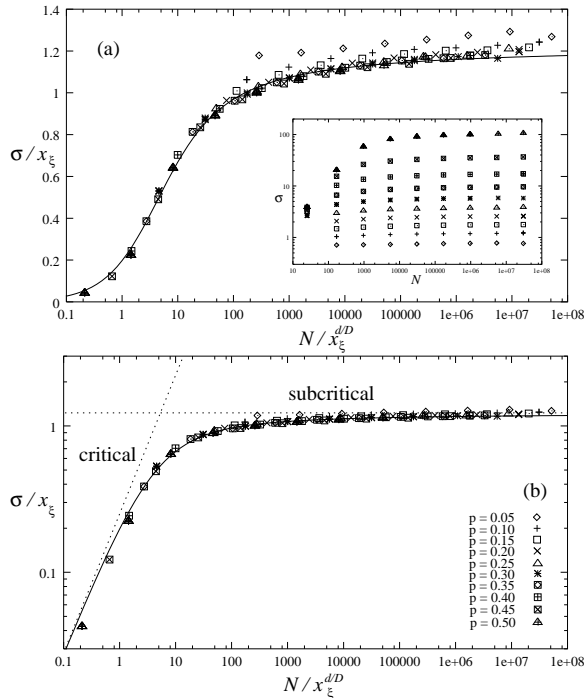


FIG. 3. The standard deviation of the largest cluster size plotted exactly as in Fig. 2. In this case, the  $p \geq 0.30$  data is fit to Eq. (8).

Although the standard deviation appears to stay bounded, the simulations only suggest  $\sigma/x_\xi = o(\log \log N)$ . However, the analysis below shows that  $\mu/x_\xi^* \sim \log N$ , which is obvious in Fig. 2a, implies  $\sigma/x_\xi^* = O(1)$ . Therefore, for  $p \geq 0.30$  the scaling function  $\Psi(s)$  for the s.d. is fit to the empirical form:

$$\Psi(s) = b_2 \left[ 1 - \frac{1}{1 + b_3 \log(1 + (s/b_1)^{D/d})} \right] \quad (8)$$

where  $b_1 = 8.4 \pm 0.8$ ,  $b_2 = 1.23 \pm 0.01$  and  $b_3 = 1.5 \pm 0.1$ . Once again, as shown in Fig. 3, the collapsed data for  $x_\xi \gg 1$  fits the expected scaling laws  $\Psi(s) \sim 0.25s^{D/d}$  as  $s \rightarrow 0$ , and  $\Psi(s) \sim b_2 = 1.23$  as  $s \rightarrow \infty$ . Note that  $\sigma/x_\xi^* \sim 1.23/0.90 = 1.36$  for  $x_\xi \gg 1$ , which differs from  $\pi/\sqrt{6} = 1.2825 \dots$  by only 6.5%.

*Renormalization.* — The discrete mapping  $\Lambda_N^{(p)}(z) \mapsto \Lambda_{N+1}^{(p)}(z)$  can be viewed as a flow in the space of standardized c.d.f.s which advects the physical manifold parameterized by  $0 \leq p \leq 1$ , as depicted in Fig. 4. The ends of the manifold are pinned at the fixed points  $F_N^{(0)}(x) = 1 - \delta_{x,0}$  and  $F_N^{(1)}(x) = \delta_{x,N}$ , which, although they cannot be standardized ( $\sigma = 0$ ), both correspond to the Heaviside step function. The subcritical segment ( $0 < p < p_c$ ) is advected into the line of limit cycles (3) about  $e^{-z^{-z}}$  which pass through the envelope manifolds  $\bar{\Lambda}^{(p)}$  and  $\underline{\Lambda}^{(p)}$ . The critical point on the manifold approaches a fixed point  $\lim_{N \rightarrow \infty} \Lambda_N^{(p_c)}$  according to some renormalization group (RG) [13]. For  $p < p_c$ , trajectories with  $1 \ll x_\xi < \infty$  passing close to this fixed point exhibit critical behavior ( $1 \ll N \ll x_\xi$ ) until they crossover to the subcritical limit cycles ( $N \gg x_\xi$ ), where another RG governs the flow. This subcritical RG was essentially discovered by Fréchet [14] and Fisher and Tippet [15] for the case of i.i.d. r.v., but here we also address correlations and discreteness (in that order).

Inspired by these authors, we partition a hypercubic lattice of size  $N = mn$  into  $n$  identical cells containing  $m$  sites each and look for self-similarity between the whole lattice and its  $n$  parts as  $m \rightarrow \infty$  with  $n$  fixed. For isolated cells  $F_{mn}(x) = F_m(x)^n$ , but due to correlations we have instead the upper bound  $F_{mn}(x) \leq F_m(x)^n$ . A lower bound can be obtained by appending a skin of width  $x/2$  to each cell (assuming free boundary conditions): If the mass of the largest cluster intersected with each of these enlarged, overlapping cells were independently  $\leq x$ , then the largest cluster in the whole system would also have mass  $\leq x$ , which yields

$$F_{(m^{1/d}+x)^d}(x)^n \leq F_{mn}(x) \leq F_m(x)^n \quad (9)$$

via the FKG inequality [3]. At the scale  $x = o(m^{1/d})$ , the  $n$  cells approach independence:  $F_{mn}(x) \approx F_m(x)^n$ , which is the subcritical RG,  $F_m \mapsto F_{mn}$ .

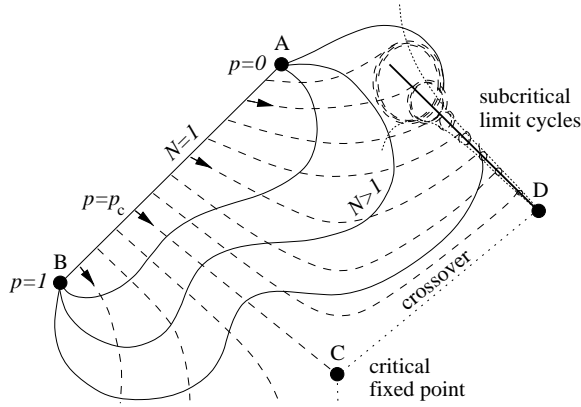


FIG. 4. Trajectories of  $\Lambda_N^{(p)}$  in the space of standardized c.d.f.s as  $N \rightarrow \infty$  (dashed lines). The physical manifold ( $0 \leq p \leq 1$ ) is shown for  $N = 1$  and three larger values of  $N$  (solid lines). Also shown are the Heaviside fixed points (A, B), the critical fixed point (C), the subcritical limit cycles (thick solid line) and the envelope manifolds (short dotted lines) ending at  $\lim_{p \nearrow p_c} \lim_{N \rightarrow \infty} \Lambda_N^{(p)}$  (D).

By introducing the standardized distribution  $\Lambda_N(z) = F_N(c_N z + d_N)$  for some constants  $c_N$  and  $d_N$  and letting  $x = c_{mn} z + d_{mn}$  in (9) we obtain the rigorous inequalities

$$\begin{aligned} \Lambda_{m+m'} \left( \frac{c_{mn} z + d_{mn} - d_{m+m'}}{c_{m+m'}} \right)^n &\leq \Lambda_{mn}(z) \\ &\leq \Lambda_m \left( \frac{c_{mn} z + d_{mn} - d_m}{c_m} \right)^n \end{aligned} \quad (10)$$

where  $m'/m = [1 + (c_{mn} z + d_{mn})m^{-1/d}]^d - 1$ . If we now assume  $c_N z + d_N = o(N^{1/d})$ , which is clearly required by (1) for  $p < p_c$ , then  $m' = o(m)$ .

Although  $\Lambda_N(z)$  may not converge due to discreteness,  $\bar{\Lambda}(z) \equiv \limsup_{N \rightarrow \infty} \Lambda_N(z)$  and  $\underline{\Lambda}(z) \equiv \liminf_{N \rightarrow \infty} \Lambda_N(z)$  should be nontrivial c.d.f.s for appropriate choices of  $c_N$  and  $d_N$ . Therefore, from (10) there must exist constants  $a_n > 0$  and  $b_n$  given by

$$\lim_{m \rightarrow \infty} \frac{c_{mn}}{c_m} = a_n \quad (11a)$$

$$\lim_{m \rightarrow \infty} \frac{d_{mn} - d_m}{c_m} = b_n \quad (11b)$$

such that  $\bar{\Lambda}(z)$  and  $\underline{\Lambda}(z)$  satisfy

$$\Lambda(z) = \Lambda(a_n z + b_n)^n \quad (12)$$

up to translation and/or rescaling of  $z$  (assuming continuity). This functional equation has three nontrivial solutions [15,16]: the Fréchet  $e^{-z^{-\alpha}}$  ( $z > 0$ ,  $a_n > 1$ ,  $b_n = 0$ ), Weibull  $e^{-(z)^{\alpha}}$  ( $z < 0$ ,  $a_n < 1$ ,  $b_n = 0$ ) and Fisher-Tippett  $e^{-e^{-z}}$  ( $a_n = 1$ ,  $b_n = \log n$ ) distributions.

For  $p < p_c$ , only the Fisher-Tippett case is consistent with (1). Because  $\mu_N \propto d_N$  and  $\sigma_N = O(c_N)$  in this case,  $\mu_N \sim x_{\xi}^* \log N$  (as suggested by (1)) would imply  $\sigma_N/x_{\xi}^* = O(1)$  from (11), and, since the envelope

$\bar{\Lambda}(z) = \underline{\Lambda}(z + \delta)$  simply reflects discreteness in  $x$ , also  $\delta = \limsup_{N \rightarrow \infty} 1/c_N < C/x_{\xi}$  for some constant  $C > 0$ . Thus, the features of (4) are validated by RG analysis.

The subcritical RG (9)–(12) expresses the asymptotic independence of the r.v.  $\{X_i\}$  on the scale  $x = o(N^{1/d})$  (for any  $p$ ). In the critical regime  $1 \ll N \ll x_{\xi}$ , however,  $F_N(x)$  varies predominantly on the scale of the mean  $N^{D/d} \gg N^{1/d}$ . (See Figs. 2–3 and Ref. [6].) In this limit,  $F_N(zN^{D/d})$  converges to a continuous function  $\Lambda_{\infty}^{(p_c)}(z)$ , the critical fixed point, according to another RG that somehow describes the effect of long-range correlations.

The RG analysis for percolation shows that ideas from extreme order statistics [7,8] which have previously been applied to energy levels in glasses [17] can also be applied to weakly correlated spatial disorder in random media.

## ACKNOWLEDGMENTS

The author thanks C. Borgs, J. Chayes, S. Fomin, R. Kotecký, D. Rothman and D. Wilson for useful discussions, E. Kaxiras and C. Carter for computer resources and A. Lupu-Sax for help with Poisson regression. This work was supported by an NSF infrastructure grant.

- 
- [1] D. Stauffer and A. Aharony, *Introduction to Percolation Theory* (Taylor & Francis, London, 1992).
  - [2] M. Sahimi, *Applications of Percolation Theory* (Taylor & Francis, London, 1994).
  - [3] G. Grimmett, *Percolation* (Springer, New York, 1989).
  - [4] K. Binder and D. W. Heermann, *Monte Carlo Simulation in Statistical Physics* (Springer, New York, 1992).
  - [5] H. Kunz and B. Souillard, J. Stat. Phys. **19**, 77 (1978); M. Schwartz, Phys. Rev. B **18**, 2364 (1978).
  - [6] C. Borgs, J. T. Chayes, H. Kesten, J. Spencer (unpublished).
  - [7] E. J. Gumbel, *Statistics of Extremes* (Columbia Univ. Press, New York, 1958).
  - [8] J. Galambos, *The Asymptotic Theory of Extreme Order Statistics* (Robert Krieger, Malabar, Florida, 1987).
  - [9] R. M. Ziff, Phys. Rev. Lett. **69**, 2670 (1992).
  - [10] The code was written as a course project for AP297r “Computational Approaches in Many-Body Physics” taught by E. Kaxiras at Harvard University in 1995.
  - [11] The c.d.f.s are shifted slightly outside the envelopes because they are scaled by  $\sigma\sqrt{6}/\pi$  rather than  $x_{\xi}$ .
  - [12] See <http://www-math.mit.edu/~bazant> for details.
  - [13] M. E. Fisher, Rev. Mod. Phys. **70**, 653 (1998).
  - [14] M. Fréchet, Ann. Soc. Polonaise de Math. **6**, 93 (1927).
  - [15] R. A. Fisher and L. H. C. Tippett, Proc. Cambridge Phil. Soc. **24**, 180 (1928).
  - [16] B. V. Gnedenko, Ann. Math. **44** (2), 423 (1943).
  - [17] R. Rammal, J. Physique **46**, 1837 (1985); V. Vinokur, M. C. Marchetti, L. Chen, Phys. Rev. Lett. **77**, 1845 (1996); J. Bouchaud, M. Mézard, J. Phys. A **30**, 7797 (1997).