

# Deceptive Apparent Nonadiabatic Magnetization Process

Keiji SAITO and Seiji MIYASHITA

*Department of Applied Physics, School of Engineering  
University of Tokyo, Bunkyo-ku, Tokyo 113*

Hans De RAEDT

*Institute for Theoretical Physics and Materials Science Centre,  
University of Groningen, Nijenborgh 4, NL-9747 AG Groningen, The Netherlands  
(February 1, 2020)*

We discuss the effect of the thermal environment on the low-temperature response of the magnetization of uniaxial magnets to a time-dependent applied magnetic field. At sufficiently low temperatures the staircase magnetization curves observed in molecular magnets such as  $\text{Mn}_{12}$  and  $\text{Fe}_8$  display little temperature dependence. However the changes of the magnetization at each step do not seem to be directly related to the probability for a quantum mechanical nonadiabatic transition. In order to explain this deceptive apparent nonadiabatic behavior, we study the quantum dynamics of the system in a thermal environment and propose a relation between the observed magnetization steps and the quantum mechanical transition probability due to the nonadiabatic transition.

PACS number: 75.40.Gb, 76.20.+q

Magnetization processes of nanoscale molecules such as  $\text{Mn}_{12}$  and  $\text{Fe}_8$  have attracted much interest recently. For such small systems the discreteness of energy level plays an important role and staircase structures of the response of the magnetization to a time dependent magnetic field have been observed [1–7]. The staircase is explained as a quantum mechanical transition at the avoided crossing points of adiabatic energy levels as functions of the external field, which has been called resonant tunneling. This quantum mechanical transition has been studied from the point of view of the nonadiabatic transition by the present authors [8–11]. We found that in the absence of dissipation the magnetisation changes in steps, very similar to the steps observed in recent experiments on high-spin molecules  $\text{Mn}_{12}$  and that there are two characteristic features of each non-adiabatic transition [10]. One is the localization of the transition because it occurs only around avoided level crossing points. The other is the dependence of the transition probability on sweeping rate of the magnetic field. Since at each avoided crossing point only two levels plays an important role, the transition probability can be described by well-known the Landau-Zener-Stückelberg (LZS) mechanism [12–14].

However the behavior of these magnetic systems can easily be affected by thermal fluctuations even at sufficiently low temperatures, because the energy scales in-

involved are rather small. At relatively high temperatures the temperature dependence of the magnetization process is very significant because of thermally assisted resonant tunneling. On the other hand, at sufficiently low temperatures, the magnetization curve seems to change very little with temperature. However, as we show below, even at such low temperatures the thermal fluctuations cause inevitable effects which prevents a direct application of mechanism of the nonadiabatic transition.

In this letter we investigate the effect of the thermal environment at very low temperature on nonadiabatic transitions and find a relation between the observed data and the true quantum mechanical transition probability, from which the energy gap at the avoided crossing point via the LZS formula can be deduced.

Let us consider the change of magnetization when the external field is swept from a negative value to a positive value. Initially the system is assumed to be in the ground state with the magnetization  $m = -S$  (approximately). As the field increases, the state with  $m = -S$  crosses states with  $m = S, S-1, \dots$ , and 0. At each avoided level crossing point a nonadiabatic transition occurs (Fig.1).

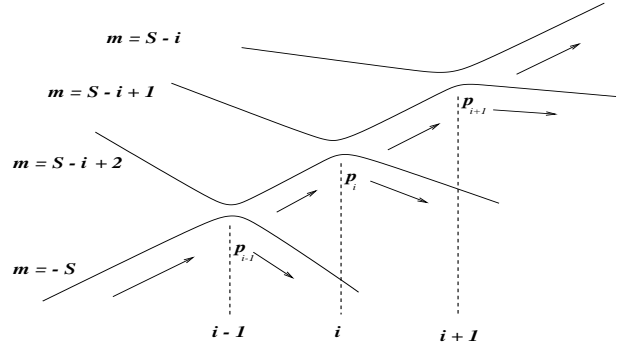


Fig.1 Schematic representation of energy level diagram and the nonadiabatic transitions.  $p_i$  denotes the probability that the system remains the same eigenstate.

We set  $i = 1$  for the avoided level crossing point where the state of  $m = -S$  crosses with  $m = S$  and  $i = 2$  for that  $m = -S$  crosses with  $m = S - 1$  and so on. Let  $p_i$  denote the probability of staying the same level at the  $i$ th avoided level crossing point. For pure quantum dynamical case, we have the following relation between the change of the observed magnetization at the crossing

point  $i$ ,  $M_i - M_{i-1}$  and the transition probabilities:

$$M_i - M_{i-1} = \prod_{n=1}^{i-1} (1 - p_n) \{-S(1 - p_i) + (S - i + 1)p_i\} - \prod_{n=1}^{i-1} (1 - p_n)(-S), \quad (1)$$

where  $M_i$  is the observed magnetization between avoided level crossing point  $i$  and  $i + 1$ . By this relation (1), all the transition probabilities  $\{p_i\}$  are obtained from the magnetizations.

Using (1) to analyze the data for  $\text{Mn}_{12}$  of Perenboom et al. [7], we find that there is no consistent set of the transition probabilities  $\{p_i\}$ : The steps-wise changes of the magnetization occur at the avoided level crossing points where the state with  $m = -10$  crosses with states with  $m = 3, 2, 1$  and  $0$ . The changes of the magnetization at the points are 0.62, 3.54, 8.00 and 6.77, respectively. The corresponding transition probabilities at these points are  $p_7, p_8, p_9$ , and  $p_{10}$ . The relation (1) yields  $p_7 = 0.0480$ ,  $p_8 = 0.315$ ,  $p_9 = 1.13$ , and  $p_{10} = -7.976$ , in contradiction to  $0 \leq p_i \leq 1$ . Therefore a naive application of nonadiabatic transition theory fails to explain the low-temperature, saturated magnetization curve.

We attribute this failure to the effect of thermal environment. In terms of the potential picture (Fig.2) for the relaxation, the states with  $M > 0$  belong to the right valley and we expect that these states easily relax to the bottom of the valley, i.e. to the state with  $M = 10$ . After a quantum mechanical transition from the metastable state of  $M = -10$  to a state of  $M > 0$  has taken place, it is expected that the state easily relaxes to the lowest level due to dissipation in the absence of an energy barrier. In the case of pure quantum transition, relaxation to the state of  $M = 10$  is prohibited because no avoided crossing  $(i, 10)$ ,  $0 \leq i$  exists. If the time scale of dissipation is much shorter than that of the system and scale on which the magnetic field changes, the transfer to the lowest state takes a short time. As a result the magnetization curve will show a staircase as in the case of pure quantum dynamics but the change of magnetization at each step is different because of the relaxation transition  $M \rightarrow 10$ . We call this staircase magnetization process in a dissipative environment

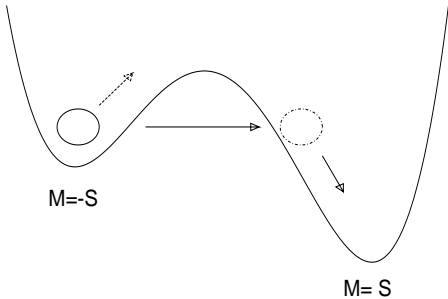


Fig.2 Potential picture of the metastability.

In the case of a dissipative system, the states scattered to  $M > 0$  states relax to the ground state with  $M = S$ . Therefore replacing  $(S - i + 1)$  by  $S$  in (1) gives:

$$M_i - M_{i-1} = 2S\tilde{p}_i \prod_{n=1}^{i-1} (1 - \tilde{p}_n). \quad (2)$$

Using again the data of [7] now yields a reasonable solution for the  $\{\tilde{p}_i\}$ 's:  $\tilde{p}_7 = 0.0313$ ,  $\tilde{p}_8 = 0.185$ ,  $\tilde{p}_9 = 0.515$ , and  $\tilde{p}_{10} = 0.898$ .

In order to demonstrate this scenario we consider a magnetic system which couples to a thermal bath consisting of infinite number of bosons and derive a quantum master equation in the limit of weak coupling and short autocorrelation of the bosons: [15]

$$\frac{\partial \rho(t)}{\partial t} = -i[\mathcal{H}, \rho(t)] - \lambda \left( [X, R\rho(t)] + [X, R\rho(t)]^\dagger \right), \quad (3)$$

where

$$\langle k|R|m \rangle = \zeta \left( \frac{E_k - E_m}{\hbar} \right) n_\beta(E_k - E_m) \langle k|X|m \rangle, \\ \zeta(\omega) = I(\omega) - I(-\omega), \quad \text{and} \quad n_\beta(\omega) = \frac{1}{e^{\beta\omega} - 1}.$$

Here  $\beta$  is an inverse temperature of the reservoir  $1/T$ , and we set  $\hbar = 1$ .  $|k\rangle$  and  $|m\rangle$  are the eigenstates of  $\mathcal{H}$  with the eigenenergies  $E_k$  and  $E_m$ , respectively.  $I(\omega)$  is the spectral density of the boson bath. We adopt the Ohmic form  $I(\omega) = I_0\omega$  [16]. The  $X$  is an operator of the magnetic system that interacts linearly to the bosons of the reservoir. The relaxation process can be affected by the form of interaction of the system with the thermal bath, i.e. by the choice of  $X$ . Here we take  $X = \frac{1}{2}(S_x + S_z)$ . A detailed comparison with other choices will be presented in a forthcoming paper [18].

As a concrete problem, we take a uniaxial  $S = 10$  spin system with a transverse field described by the Hamiltonian

$$\mathcal{H} = -DS_z^2 + \Gamma S_x - H_{\text{ext}}(t)S_z, \quad (4)$$

with a linearly increasing external field,

$$H_{\text{ext}} = ct - H_0, \quad (5)$$

where  $c$  is the sweep velocity and  $H_0$  is the initial magnetic field. The transverse field  $\Gamma$  represents the terms causing quantum fluctuations. We choose  $D = 0.1$ ,  $\Gamma = 0.5$  throughout this letter. These values are not realistic for  $\text{Mn}_{12}$  [17], but serve to clearly demonstrate the general qualitative features of the effect of dissipation process. Indeed, in order to observe the phenomena within the available computation time, we have to use a rather large value of  $\Gamma$ . We expect that this simplification does not affect the qualitative behavior discussed below.

In order to see the difference of relaxations between the case with and without the potential barrier, we compare typical two cases: (1)  $H_{\text{ext}} = 0.05$  and (2)  $H_{\text{ext}} = 0.15$  and set the sweep velocity  $c = 0$ . As the initial state we take the second level, as indicated in Fig.3.

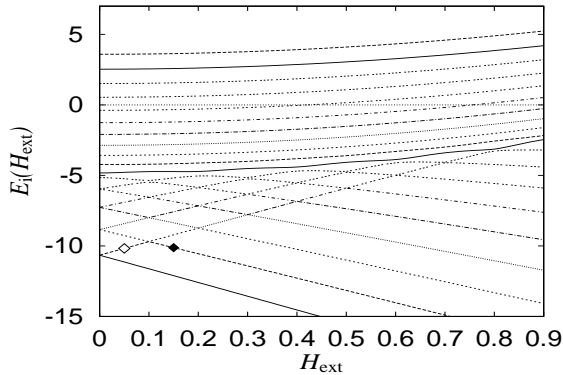


Fig.3 Energy level diagram as a function of  $H_{\text{ext}}$ . The white and black diamonds correspond to the case (1) and the case (2), respectively.

The second level has  $M \approx -10$  in case (1) and  $M \approx 9$  in case 2. In the both cases, the ground state has  $M = 10$ . The parameters are set to  $T = 0.1$ ,  $I_0 = 1.0$ , and  $\lambda = 0.01$ , and  $X = \frac{1}{2}(S_x + S_z)$ . We study the relaxation for both cases by solving Eq.(3). Fig.4 shows the time evolution of the probabilities of the ground state and the second level. These probabilities are given by a diagonal element of  $\rho(t)$ , i.e.,  $\langle 1|\rho(t)|1\rangle$  and  $\langle 2|\rho(t)|2\rangle$ , respectively. We observe almost no damping in the case (1), whereas a rather fast relaxation occurs in the case (2). Thus even at fairly low temperature, the thermal environment causes significant difference in the relaxation process depending on the presence of a potential barrier.

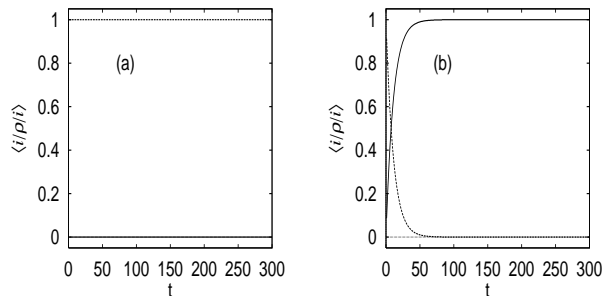


Fig.4 (a) the relaxation processes for the case (1), and (b) case (2). The solid line is the probability of the ground state  $\langle 1|\rho(t)|1\rangle$  and the dashed line  $\langle 2|\rho(t)|2\rangle$ .

The difference between the cases (1) and (2) can be understood analyzing the matrix elements of Eq.(3). Consider the effect of the second term (the dissipation) of the right hand side of Eq.(3) on the probability to be in the ground state, i.e.  $\langle 1|\rho(t)|1\rangle$ . We find that the  $S^x$ -term gives the dominant contribution. In the case (1),  $\langle 1|X|2\rangle \ll 1$ , because  $|2\rangle$  has magnetization  $-10$  while that of  $|1\rangle$  is  $10$ . On the other hand, in the case (2),

$\langle 1|X|2\rangle \sim 1$  because the magnetization of  $|2\rangle$  is  $9$  while that of  $|1\rangle$  is  $10$ . Thus the dissipation is most relevant in the case (2).

We now investigate time evolution of the system for  $c = 0.0001$  and  $H_0 = -0.05$ . We study the case of pure quantum dynamics [P] and the case with a weak dissipation ( $\lambda = 0.0001$ ) [D]. These magnetization curves are shown in Fig.5. We show data for  $H_{\text{ext}} \geq 0.45$  only because almost no change is observed for  $H_{\text{ext}} < 0.5$ .

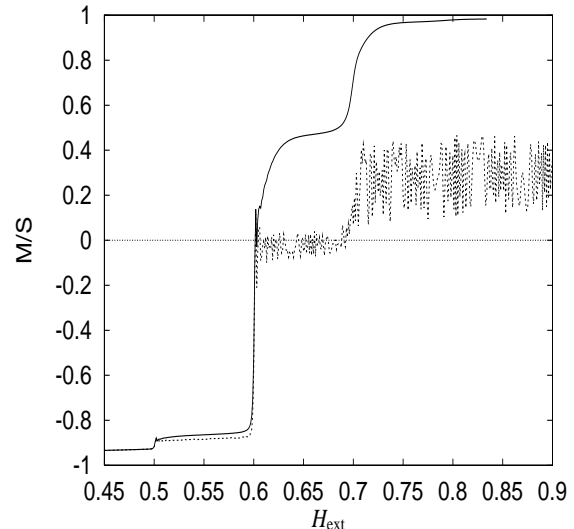


Fig.5 Magnetization as a function of  $H_{\text{ext}}$ . Dashed line: Pure quantum dynamics, case [P]. Solid line: Dissipative quantum dynamics, case [D].

For the case [P], we observed oscillating behavior due to spin precession, whereas in case [D] this detailed structure is smoothed out by the dissipation. We find staircase magnetization curves in both cases. However in the dissipative case, the relaxation to the state  $M \rightarrow 10$  changes the size of each step in the magnetization. For the data depicted in Fig.5, the changes of magnetization for cases [P] and [D] are listed in Table I.

cross point $(-S, m)$	$\Delta M(\text{quantum})$	$\Delta M(\lambda = 0.00001)$
$(-10, 5)$	0.511	0.693
$(-10, 4)$	8.32	13.28
$(-10, 3)$	3.50	5.03

Table I

$(-S, m)$	$i$	$p_{i,P}$	$p_{i,D}$	$\tilde{p}_i$
$(-10, 5)$	6	0.0341	0.046	0.0346
$(-10, 4)$	7	0.616	.995	0.688
$(-10, 3)$	8	$0.726 \pm 0.20$	78.02	0.835

Table II

From these data we can again estimate the transition probabilities by the relation (1) and (2). As before we obtain unacceptable results for the  $\{p_{i,D}\}$ 's when we use the relation (1) in the case [D], while acceptable results are obtained for the  $\{p_{i,P}\}$ 's in the case [P]. We checked that

the  $\{p_{i,P}\}$  agree with the probabilities directly obtained from the diagonal elements of the density matrix. When we estimate the transition probability using the relation (2) in the case [D], we obtain acceptable results  $\{\tilde{p}_{i,D}\}$ . We list these probabilities in Table II. We find that  $\{\tilde{p}_{i,D}\}$  is very close to  $\{p_{i,P}\}$ , except at  $i = 8$ . This discrepancy can be attributed to the facts that at  $i = 8$  the change is very large, there is some ambiguity in the determination of  $M_i$ , and that due to the large  $\Gamma$  the magnetization of the states are not exactly  $(2S-i+1)$  and  $-10$ , a deviation which is not taken into account in Eqs (1) and (2). In real experiments the term for the quantum fluctuation is assumed to be small and we expect that the above mentioned discrepancy should be small too. Finally we show the time evolution of  $\langle i|\rho|i\rangle$  in Fig.6. We observe that the scattered probabilities decay to the ground state, which is consistent with our scenario. Thus we conclude that we can estimate the nonadiabatic transition probability even if the system is in contact with a dissipative environment and relaxation occurs.

From the probabilities  $p_i$  we can estimate the energy gap by the extended LZS formula

$$p_i = 1 - \exp\left(-\frac{\pi(\Delta E_i)^2}{2(2S+1-i)c}\right), \quad (6)$$

where  $c$  is the changing rate of the Zeeman energy. Making use of the this formula we obtain the energy gaps for the avoided level crossings as  $\Delta E_6 = 1.45 \times 10^{-3}$ ,  $\Delta E_7 = 8.05 \times 10^{-3}$ . These estimates agree with the correct value  $\Delta E_6 = 1.54 \times 10^{-3}$ ,  $\Delta E_7 = 9.9 \times 10^{-3}$ . For the case  $i = 8$ , we obtained  $\Delta E_8 = 9.65 \times 10^{-3}$  for the correct value  $\Delta E_8 = 4.67 \times 10^{-2}$ . In this case, the scattering is too large and the energy-level repulsion is not well described by that of the simple form for the LZS mechanism and thus  $\Delta E_8$  cannot be derived by (6) correctly.

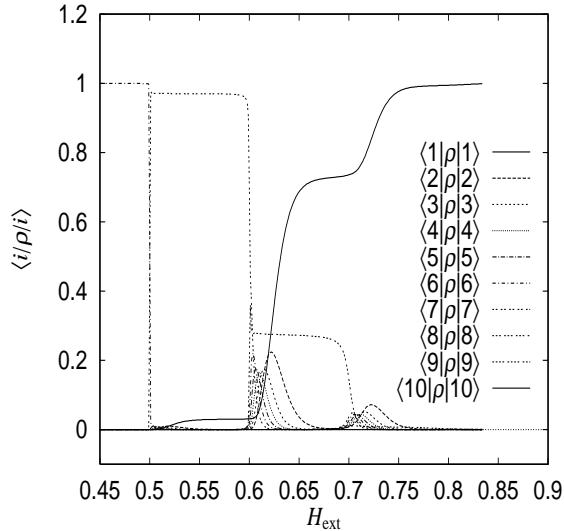


Fig.6 The time evolution of the probability of individual levels.

In summary, we have proposed a scenario for deceptive apparent nonadiabatic magnetization process, demon-

strated its validity and presented a method to relate the steps in the magnetization to the energy-level splittings. Elsewhere we will report on our investigation of the energy gaps of  $\text{Mn}_{12}$  and  $\text{Fe}_8$  based on the detailed information of the values of jumps and the scanning speed.

The present study is partially supported by the Grant-in Aid for Research from the Ministry of Education, Science and Culture.

- 
- [1] J. R. Friedman and M. P. Sarachik, T. Tejada and R. Ziolo, Phys. Rev. Lett. **76**, 3830 (1996).
  - [2] L. Thomas, F. Lioni, R. Ballou, D. Gatteschi, R. Sessoli and B. Barbara, Nature **383**, 145 (1996).
  - [3] J. M. Hernandez, X. X. Zhang, F. Luis, and T. Tejada, J. R. Friedman, M. P. Sarachik and R. Ziolo, Phys. Rev. B **55**, 5858 (1997).
  - [4] L. Thomas et al., Nature **383**, 145 (1996).
  - [5] F. Lioni, L. Thomas, R. Ballou, Barbara, A. Sulpice, R. Sessoli and Gatteschi, J. Appl. Phys. **81**, 4608 (1997).
  - [6] C. Sangregorio, T. Ohm, C. Paulsen, R. Sessoli, D. Gatteschi, Phys. Rev. Lett. **78**, 4645 (1997).
  - [7] J. A. A. J. Perenboom, J. S. Brooks, and S. Hill, and T. Hathaway, and N. S. Dalal, Phys. Rev. B **330** (1998).
  - [8] S. Miyashita, J. Phys. Soc. Jpn. **64**, 3207 (1995).
  - [9] S. Miyashita, J. Phys. Soc. Jpn. **65**, 2734 (1996).
  - [10] H. De Raedt, S. Miyashita, K. Saito, D. García-Pablos, and N. García, Phys. Rev. B, **56** 11761 (1997).
  - [11] S. Miyashita, K. Saito, and H. De Raedt, Phys. Rev. Lett. **80** 1525 (1998).
  - [12] L. Landau, Phys. Z. Sowjetunion **2**, 46 (1932).
  - [13] C. Zener, Proc. R. Soc. London, Ser. A **137**, 696 (1932).
  - [14] E. C. G. Stückelberg, Helv. Phys. Acta **5**, 369 (1932).
  - [15] K. Saito, S. Takesue, S. Miyashita, unpublished, cond-mat/9810069.
  - [16] H. Grabert, P. Schramm, and G. Ingold, Phys. Rep. **3**, 115 (1988).
  - [17] M. I. Katsnelson, V. V. Dobrovitski and B. N. Harmon, cond-mat/9807176.
  - [18] S. Miyashita, K. Saito, and H. De Raedt, unpublished.