

Short-range antiferromagnetic correlations in Kondo insulators

Tatiana G. Rappoport, M. S. Figueira and M. A. Continentino

Instituto de Física, Universidade Federal Fluminense

Av. Litorânea s/n, Niterói, 24.210-340, RJ, Brazil

Short title: Short-range antiferromagnetic correlations in Kondo insulators

November 29, 2018

Abstract. We study the influence of short range antiferromagnetic correlations between local f -electrons on the transport and thermodynamic properties of Kondo insulators, as first proposed by Coqblin *et al.*[1] for metallic heavy fermions. The inter-site magnetic correlations produce an effective bandwidth for the f -electrons. They are treated on the same footing as the local Kondo correlations such that two energy scales appear in our approach. We discuss the competition between these two scales on the physical properties. Finally we consider the effect of an external magnetic field and investigate the field-induced metal-insulator transition.

PACS numbers: 71.30+h 71.27+a 71.28+d

1. Introduction

Kondo insulators form a group of compounds that at high temperatures behave as dirty metals but at very low temperatures have their thermodynamic and transport properties determined by the existence of a small gap (10-100K) that arises from the hybridization of local electrons and the conduction band [2, 3]. This family of compounds can be characterized as strongly correlated semiconductors due to the f or d character of the relevant electrons and includes $FeSi$ [4], $Ce_3Bi_4Pt_3$ [5, 6, 7], SmB_6 [8], YbB_{12} [9], $CeFe_4P_{12}$ [10] and $CeNiSn$ [11].

Many theoretical models have been used to describe the Kondo insulators. Some of them considered a two-band system, a large uncorrelated band of s electrons and another narrow correlated band which describes the f or d electrons [12, 13, 14]. Others considered an Anderson lattice, a conduction band and localized f states, with the correlation in these states generally treated within the slave-boson method [15, 16].

Although Kondo insulators do not present long range magnetic order, the occurrence of short range antiferromagnetic correlations in these materials was observed by inelastic neutron scattering [17], suggesting that a good model to describe Kondo insulators must include antiferromagnetic correlations between neighbors f moments. We also point out that the Kondo insulator susceptibility in the Curie-Weiss regime has a negative Curie temperature, as shown in Table 1 for some compounds, an indication of the presence of antiferromagnetic correlations.

In this paper we study properties of the Kondo lattice including short-range antiferromagnetic correlations between the localized f electrons (only first neighbors) as first proposed by B. Coqblin *et al.*[1]. These authors have used this approach to describe metallic heavy-fermions while here we shall use it to investigate Kondo insulators. We observe the density of states and how it behaves with increasing temperatures and increasing magnetic correlations. We evaluate some physical properties such as optical conductivity, magnetic susceptibility and electrical resistivity and finally we introduce

a magnetic field and observe a field-induced metal-insulator transition. The format of the present paper is as follows. In section 2 we present the Hamiltonian and describe the approach used. In section 3 we calculate the density of states and some physical quantities in order to analyze the influence of magnetic correlations in the system. Finally in section 4 we discuss how this system evolves in a magnetic field which gives rise to a metal-insulator transition.

2. Model Hamiltonian

We consider the following Hamiltonian to describe the system [1]:

$$H = \sum_{k,\sigma} \varepsilon_k n_{k,\sigma}^c + E_0 \sum_{i,\sigma} n_{i,\sigma}^f - J_k \sum_i \vec{s}_i \cdot \vec{S}_i - J_H \sum_{i,\delta} \vec{S}_i \cdot \vec{S}_{i+\delta}, \quad (1)$$

where $n_{k,\sigma}^c = c_{k,\sigma}^\dagger c_{k,\sigma}$, $n_{i,\sigma}^f = f_{i,\sigma}^\dagger f_{i,\sigma}$. \vec{S}_i are the spin operators associated to localized f -moments and \vec{s}_i to conduction electrons at site i . The first term represents the conduction band and the second is the on-site energy E_0 of the f -electrons. The third term is the $s-f$ exchange interaction J_k which gives rise to the Kondo coupling. In this model we add a Heisenberg-like interaction J_H between nearest neighboring f -moments.

We now construct an effective Hamiltonian, rewriting the original Hamiltonian (1) in terms of new operators [19]. Since we intend to describe the Kondo effect, we choose an operator $\hat{\lambda}_{i,\sigma}$ that couples c and f electrons; to describe short-range magnetic correlations we introduce $\hat{\Gamma}_{i,\sigma}$ that couples f electrons in neighboring sites. The Hermitian operators are given by:

$$\hat{\lambda}_{i,\sigma} \equiv \frac{1}{\sqrt{2}}(c_{i\sigma}^\dagger f_{i\sigma} + f_{i\sigma}^\dagger c_{i\sigma}) \quad (2)$$

and

$$\hat{\Gamma}_{i,\sigma} \equiv \frac{1}{\sqrt{2}}(f_{i\sigma}^\dagger f_{i+\delta\sigma} + f_{i+\delta\sigma}^\dagger f_{i\sigma}). \quad (3)$$

The spin components can be written in terms of the new operators. Using an additional constraint that excludes the double f occupancy ($n_{i\sigma}^f \leq 1$), we get:

$$\begin{aligned} s_i^x S_i^x + s_i^y S_i^y &= \frac{1}{2} \sum_\sigma \hat{\lambda}_{i,\sigma} \hat{\lambda}_{i,-\sigma}, \\ s_i^z S_i^z &= \frac{1}{4}(n_{i,\sigma}^c + n_{i,\sigma}^f) - \frac{1}{4}n_{i,\sigma}^c n_{i,\sigma}^f - \frac{1}{2} \sum_\sigma \hat{\lambda}_{i,\sigma}^2, \\ S_i^x S_{i+\delta}^x + S_i^y S_{i+\delta}^y &= \frac{1}{2} \sum_\sigma \hat{\Gamma}_{i+\delta,\sigma} \hat{\Gamma}_{i+\delta,-\sigma}, \\ S_i^z S_{i+\delta}^z &= \frac{1}{4}(n_{i,\sigma}^f + n_{i+\delta,\sigma}^f) - \frac{1}{4}n_{i,\sigma}^f n_{i+\delta,\sigma}^f - \frac{1}{2} \sum_\sigma \hat{\Gamma}_{i+\delta,\sigma}^2. \end{aligned} \quad (4)$$

Since we are describing Kondo insulators we use the constraints $\langle n_i^f \rangle = 1$ and $\langle n_i^c \rangle = 1$. Furthermore applying the approximate decoupling,

$$\langle n_{i\sigma}^\alpha n_{j\sigma}^\beta \rangle \approx \langle n_{i\sigma}^\alpha \rangle \langle n_{j\sigma}^\beta \rangle + \langle n_{j\sigma}^\beta \rangle \langle n_{i\sigma}^\alpha \rangle, \quad (5)$$

we find that the terms containing the number operators cancel out. Note that we are interested in non-magnetic solutions such that $\langle n_{i\sigma}^\alpha \rangle = \langle n_{i-\sigma}^\alpha \rangle$. We can write the Kondo and Heisenberg parts of the Hamiltonian as:

$$H_K = \frac{1}{2} J_K \sum_{i\sigma} (\hat{\lambda}_{i,\sigma} + \hat{\lambda}_{i,-\sigma}) \hat{\lambda}_{i,\sigma}, \quad (6)$$

$$H_H = \frac{1}{2} J_H \sum_{i+\delta\sigma} (\hat{\Gamma}_{i,\delta,\sigma} + \hat{\Gamma}_{i+\delta,-\sigma}) \hat{\Gamma}_{i+\delta,\sigma}. \quad (7)$$

Consistently with the decoupling used above we approximate the operator products of equations (6) and (7) by introducing the mean fields $\lambda_i = \langle \hat{\lambda}_{i,\sigma} \rangle$ and $\Gamma_i = \langle \hat{\Gamma}_{i+\delta,\sigma} \rangle$. Due to the translational invariance, $\lambda_i = \lambda$ and $\Gamma_i = \Gamma$. Performing a Fourier transform, using $\varepsilon_k = -\sum_m \cos(k_m a)$ where a is the inter-atomic distance in the cubic lattice and $2W$ is the band width, we obtain the effective Hamiltonian:

$$H' = \sum_{k,\sigma} \varepsilon_{k\sigma} n_{k,\sigma}^c + J_k \lambda \sum_{k,\sigma} (c_{k\sigma}^\dagger f_{k\sigma} + f_{k\sigma}^\dagger c_{k\sigma}) + \sum_{k,\sigma} (E_0 - b\varepsilon_k) n_{k,\sigma}^f - 2J_k \lambda^2 - 2J_H \Gamma^2, \quad (8)$$

where

$$b = \frac{J_H}{W} \Gamma. \quad (9)$$

We have then obtained a new picture where the magnetic correlations J_H gave rise to a narrow band of electrons f of effective width $2bW$ (b is temperature dependent). The interaction J_k (using $J_k < 0$, since we are describing the Kondo effect) introduces an effective hybridization between the conduction and the renormalized f bands.

The Hamiltonian (9), can be treated using the Green's function method to yield the new excitations of the system. Introducing the Green's functions $G_{k,k'}^{\alpha\beta} = \langle\langle \alpha_{k\sigma}^\dagger | \beta_{k'\sigma} \rangle\rangle$ where $\alpha = c, f$, we find they are given by:

$$G_{k,\sigma}^{ff}(\omega) = \frac{1}{2\pi} \left(\frac{A^f(\varepsilon_k, \omega)}{\omega - \omega_1(\varepsilon_k)} - \frac{A^f(\varepsilon_k, \omega)}{\omega - \omega_2(\varepsilon_k)} \right), \quad (10)$$

$$G_{k,\sigma}^{cf}(\omega) = \frac{J_k \lambda}{2\pi(\omega_1(\varepsilon_k) - \omega_2(\varepsilon_k))} \left(\frac{1}{\omega - \omega_1(\varepsilon_k)} - \frac{1}{\omega - \omega_2(\varepsilon_k)} \right), \quad (11)$$

$$G_{k,\sigma}^{cc}(\omega) = \frac{1}{2\pi} \left(\frac{A^c(\varepsilon_k, \omega)}{\omega - \omega_1(\varepsilon_k)} - \frac{A^c(\varepsilon_k, \omega)}{\omega - \omega_2(\varepsilon_k)} \right). \quad (12)$$

where

$$A^c(\varepsilon_k, \omega) = \frac{\omega - (b\varepsilon_k + E_0)}{\omega_1(\varepsilon_k) - \omega_2(\varepsilon_k)}, \quad (13)$$

$$A^f(\varepsilon_k, \omega) = \frac{\omega - \varepsilon_k}{\omega_1(\varepsilon_k) - \omega_2(\varepsilon_k)}, \quad (14)$$

and the new excitations by

$$\omega_{1,2}(\varepsilon_k) = \frac{1}{2}[(1+b)\varepsilon_k + E_0] \pm \frac{1}{2}\sqrt{[(1-b)\varepsilon_k - E_0]^2 + 4J_k^2\lambda^2}. \quad (15)$$

The parameters λ and Γ and the chemical potential μ are obtained using the fluctuation-dissipation theorem

$$\langle ab \rangle = \int_{-\infty}^{\infty} \mathcal{Im} G_{k,\sigma}^{b,a}(\omega) f(\omega) d\omega \quad (16)$$

where $f(\omega) = \frac{1}{\exp \beta(\omega - \mu) + 1}$ is the Fermi distribution. We have then obtained a set of three coupled equations (for λ , Γ and μ) that has to be solved self-consistently.

The present method has some similarities with the slave-boson mean field approach, and, like it, presents a critical temperature where the conduction and the f electrons become decoupled [15, 16]. So, these mean-field methods are useful to study the properties of Kondo insulators only in the low temperature regime, below the critical temperature T_c of the spurious phase transition. In our model, this arises for $\lambda(T_c) = \Gamma(T_c) = 0$ which implies the vanishing of the effective hybridization term (figure 1). We shall present results here for $T \ll T_c$ such that the present approach is valid.

3. Theoretical Results and Comparison with Experiments

We now present some theoretical results, using for simplicity symmetric bands with respect to the chemical potential μ , for the case of a half-filled conduction band ($\langle n_i^f \rangle = 1$ and $\langle n_i^c \rangle = 1$) which is appropriate to Kondo insulators. Furthermore we take $E_0 = \mu = 0$. The f -moments are correlated antiferromagnetically, which corresponds to $J_H < 0$. We point out that in this situation, for $J_H \leq 0$, $J_k \neq 0$ and $T < T_c$, we always have an insulator, i.e, the chemical potential is fixed in the middle of the gap of the density of states.

3.1. Density of states

In figures 2 and 3, we show the density of states which consists of two hybridized bands separated by a gap. The final density of states is very sharp near the band edges independently of the form of the unperturbed bands. We consider for convenience a square conduction band of width $2W$.

Using that $\langle n_{k,\sigma}^{\alpha,\beta} \rangle = \text{Im}[G_{k,\sigma}^{\alpha,\beta}(\omega)]$ we obtain the c and f contributions to the density of states. For the f contribution to the hybrid bands we get

$$\rho_{\sigma}^f(\omega) = \text{Im} \sum_{k,\sigma} \frac{\omega - \varepsilon_k}{(\omega - \omega_1(\varepsilon_k))(\omega - \omega_2(\varepsilon_k))}, \quad (17)$$

and for the c contribution

$$\rho_{\sigma}^c(\omega) = \text{Im} \sum_{k,\sigma} \frac{\omega - b\varepsilon_k}{(\omega - \omega_1(\varepsilon_k))(\omega - \omega_2(\varepsilon_k))}. \quad (18)$$

Temperature renormalizes the density of states decreasing the gap (figure 2). With increasing temperatures the density of states become more peaked near the band edges. The density of states also depends on the magnetic correlations represented here by the parameter b . Short range antiferromagnetic correlations increase the gap and enhance the density of states near the band edges, as we can see in figure 3.

3.2. Optical conductivity

The optical conductivity can be written as [20]:

$$\sigma(\nu) = \frac{\pi}{2W} \sum_{\sigma} \int d\varepsilon \int d\omega \rho_{\sigma}^c(\varepsilon, \omega) \rho_{\sigma}^c(\varepsilon, \omega + \nu) \frac{[f(\omega) - f(\omega + \nu)]}{\nu} \quad (19)$$

where $\rho_{\sigma}^c(\varepsilon, \omega)$ is the one particle spectral density for the conducting electrons.

In the optical conductivity, shown in figure 4, the behavior of the gap involves two characteristic temperature scales. Firstly the high temperature regime which corresponds to temperatures of the order of the optical gap, Δ_c , itself. At these temperatures, the width of the gap is strongly renormalized with T , as we can see in figure 4 and the optical conductivity presents a Drude like feature at low frequencies. The gap is completely opened only at small temperatures compared with the width of the Drude like peak. At these low temperatures the variation in the intensity of this peak, whose weight is transferred to the high frequency region of the spectrum, is the main effect of temperature and the gap itself remaining unchanged. Is important to note that varying J_H , the gap remains constant.

3.3. Magnetic susceptibility and electrical resistivity

In this subsection we calculate the electrical resistivity and the magnetic susceptibility for different values of J_H to analyze the influence of antiferromagnetic correlations in these properties. The electric conductivity is obtained from the limit $\nu \rightarrow 0$ of the optical conductivity. In the case of a constant density of states ($1/2W$) we get

$$\sigma(0) = \frac{\pi\beta}{2W} \int d\varepsilon \int d\omega [\rho_{\sigma}^c(\varepsilon, \omega)]^2 f(\omega)[1 - f(\omega)], \quad (20)$$

where $\beta \equiv 1/T$. The resistivity is given by $\rho = 1/\sigma(0)$.

If an external magnetic field h with its direction along the z-axis is applied, the quasi-particle energies become

$$\omega_{i,\sigma}(\varepsilon_k) = \omega_i(\varepsilon_k) - \sigma h. \quad (21)$$

The free energy in the presence of the field, using the new quasi-particles energies (21), is written as

$$F(\lambda, \Gamma, T) = -\frac{1}{\beta} \sum_{i=1,2} \sum_{k,\sigma} \ln \left(1 + \exp(-\beta \omega_{i,\sigma}(\varepsilon_k)) \right) + 2J_H \lambda^2 + 2J_H \Gamma^2 \quad (22)$$

and the magnetic susceptibility is given by

$$\chi(T) = \frac{\partial^2 F}{\partial h^2} \Big|_{h=0} = \frac{1}{4} \beta \sum_{i=1,2} \sum_{k,\sigma} \text{sech}^2 \left(\frac{1}{2} \beta \omega_{i,\sigma}(\varepsilon_k) \right). \quad (23)$$

The magnetic susceptibility and electrical resistivity can be obtained from the expressions above for different values of J_H and J_k fixed. The calculated low temperature resistivity and susceptibility curves were fitted using the activated forms $\chi(T) = (C/T) \exp(-\Delta_\chi/kT)$ and $\rho(T) = \rho_0 \exp(-\Delta_\rho/kT)$ to yield values for the transport (Δ_ρ) and magnetic (Δ_χ) gaps [4]. As we can see in figure 5, these analytical expressions give a very good description of the theoretical results. In figure 6 we show the gaps for different values of J_H . Δ_χ and Δ_ρ increase for increasing values of $|J_H/W|$ but the ratio between them remains the same ($\Delta_\chi/\Delta_\rho \approx 2.2$) indicating that magnetic correlations do not influence the relation between them.

We point out that, if in our calculations, instead of starting from a model density of states, we consider a dispersion relation for the conduction electrons, as for example $\varepsilon_k = k^2/2m$, we find both a direct and an indirect gap in the quasi-particle excitation spectrum, equation (15). The latter gets larger as the magnetic correlations J_H increase while the direct gap remains constant [21]. Since our results show that the frequency gap Δ_c in the optical conductivity does not renormalize as J_H varies we may conclude that this quantity is determined by the direct gap. This is expected, since due to the negligible momentum of the photon, optical excitations involve essentially an energy transfer. On the other hand the results in figure (6) show that the transport and susceptibility gaps are strongly renormalized by magnetic correlations indicating the indirect nature of the gap that determines these physical properties.

4. Magnetic field induced metal-insulator transition

Recently some experiments have been performed to investigate a magnetic field driven metal-insulator transition in Kondo insulators. Sugiyama *et al.*[18] have studied the Kondo insulator material YbB_{12} and found that the gap decreases almost linearly with the magnetic field which eventually drives the system into a metallic state.

In this section we present results of our calculations for the model described in section 2 in the presence of an external magnetic field and observe the metal-insulator (MI) transition driven by this field. Using the quasi-particle energy of equation (21) we can see that the spin up and down quasi-particles have different energies. Although the DOS structure does not change under the magnetic field, there is a shift of the spin up and down bands in opposite directions with respect to the chemical potential. The insulator-metal transition occurs when the upper spin down band crosses the lower spin up band, as illustrated in figure 7.

From the energies of equation (21), we find that the gap in the DOS varies linearly with the field:

$$E_g(h) = E_g(0) - 2h \quad (24)$$

where $E_g(h)$ is the gap energy.

This allows us to define a critical field $h_c = E_g(0)/2$ at which the gap vanishes continuously, i.e., $E_g(h) \propto |h - h_c|$, close to the critical field. This linear variation is similar to that observed by Sugiyama *et al.*[18] for the YbB_{12} . This zero temperature, second order MI transition is a quantum phase transition characterized by a set of critical exponents [22]. The equation for the gap above allows us to identify the gap exponent $\nu z = 1$ in the present approach, where ν is the correlation length exponent and z is the dynamic exponent [22].

At $T = 0$, the magnetization is finite only for $h > h_c$ (figure 9). The total magnetization $m(T, h)$ can be obtained as the sum of the contributions from the conduction (c) and localized (f) electrons. These are given by

$$\begin{aligned} m^c(T, h) &= n_{\uparrow}^c - n_{\downarrow}^c, \\ m^f(T, h) &= n_{\uparrow}^f - n_{\downarrow}^f, \end{aligned} \quad (25)$$

and $m(T, h) = (m^f + m^c)$.

The total magnetization $m(T, H)$ curve has three different regimes, as we can see in figure 8: For low fields, $h < h_c$ and finite temperatures the magnetization increases slowly, as in an insulator and is larger for higher temperatures. Near h_c , there is a sharp increase in the magnetization where the f contribution is larger, as we can see in figure 9. This is due to the peak near the band edges in the f density of states. In the third regime, the contribution of the f -electrons to the magnetization is saturated and the total magnetization increases slowly due to the polarization of the conduction electrons.

The total magnetization curves are similar to the experimental results of Sugiyama *et al.* [18] and to their proposed magnetization curve for high fields, which have two inflection points. The first one, near the critical field h_c , and the second, when the f moments saturate.

As we can see in figure 10, although short-range antiferromagnetic correlations increase the gap, they also increase the magnetization. The correlations which produce a

peaked DOS near the band edges that give rise to a sharp increase of the magnetization curves at h_c and a saturation of the f moments at lower fields for increasing values of J_H .

At $T = 0$, field induced MI transition described above can be easily shown to be in the same universality class of density-driven transition or band filling transitions [23]. This is due to the fact that the main effect of the field is to shift the spin up and down bands. In this case the magnetization close the MI transition behaves as $m(h, T = 0) \approx |h - h_c|^{\nu d}$ where $\nu = 1/2$ and d is the dimension of the system. We have calculated this exponent numerically for the case of parabolic bands ($d = 3$) and the result is in good agreement with the scaling results [23] confirming the universality class of the transition.

5. Conclusions

In this work we have discussed a model for Kondo insulators which takes into account the influence of short-range magnetic correlations in these systems. We used a Kondo lattice with an additional Heisenberg term and we treated the problem within a mean-field approach in order to obtain an effective Hamiltonian. We obtained the density of states and observed that the bands were renormalized by temperature and antiferromagnetic correlations. We have calculated the magnetic susceptibility and electric resistivity to get the magnetic and transport gaps which turn out to be strongly renormalized by magnetic correlations. However, the gap in the optical conductivity remains the same for different values of the strenght of magnetic correlations. This gap is determined by the direct gap in the band structure, while the magnetic and transport gaps arise mostly from the indirect gap.

Within the same model, we studied the field induced metal-insulator transition and obtained a qualitative agreement with experimental results for the magnetization curves and the gap closure in YbB_{12} [18]. We determined the effect of short-range antiferromagnetic correlations in the magnetization curves. The observed MI transition is of second-order and, as found by Oliveira *et al.* [23] belongs to the same universality class of density-driven transitions.

This model includes short-range magnetic correlations which have not been included previously in the theoretical study of Kondo insulators. The model is able to reproduce their physical properties, including their temperature dependence, and has a good qualitative agreement with experimental results.

Acknowledgments

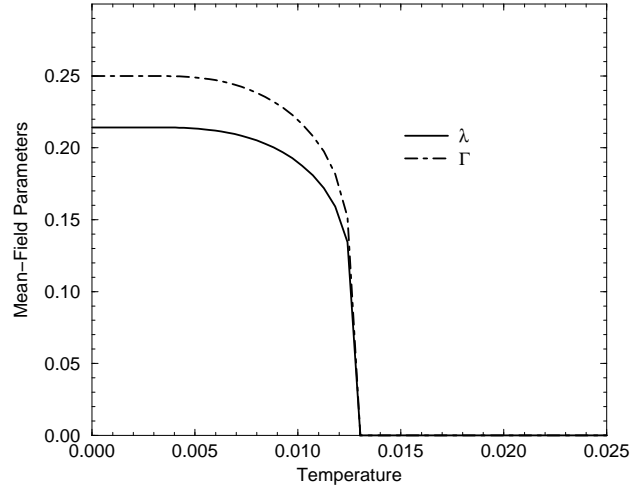
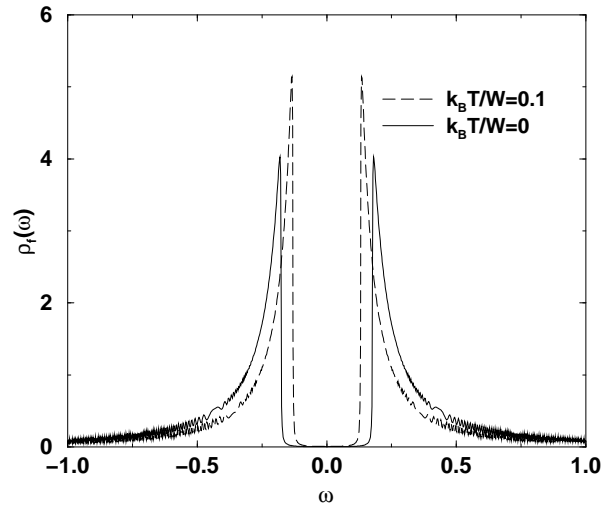
The authors like to thank M. A. Gusmão for useful discussions and sending a pre-print of his work. This work was supported by The Brazilian agencies Conselho Nacional de Desenvolvimento Científico (CNPq) and CAPES.

References

- [1] B.Coqblin, J. Arispe, J.R. Iglesias and Karyn Le Hur *J.Phys. Soc. of Japan*, **65**, 64 (1996).
- [2] Z. Fisk, P. C. Canfield, J. D. Thompson and M. F. Hundley, *J. Alloy and Compounds* **181**, 369 (1992).
- [3] G. Aeppli and Z. Fisk, *Comments. Cond. Mat. Phys.* **16**, 155 (1992).
- [4] Z. Schlesinger, Z. Fisk, Hai-Tao Zhang, M.B Maple, J. F. DiTusa and G Aeppli *Phys. Rev. Lett.* , **71**, 1748 (1993).
- [5] Z.Fisk, J. D. Thompson and H. R. Ott,*J. Magn. Magn. Mater.* **76&77**, 637(1988).
- [6] M.F.Hundley, P.C Canfield, J. D. Thompson, Z. Fisk and J. M. Lawrence,*Phys. Rev. B* **42**, 6842 (1990);*Physica B* **171**, 254 (1991).
- [7] A. Severing, J. D.Thompson, P.C Canfield, Z. Fisk and P. Riseborough, *Phys. Rev. B* **44**, 6832 (1991).
- [8] J. W. Allen, B. Batlogg and P. Wachter, *Phys. Rev.* **B20**, 4807 (1979); M. Kasaya, H. Kimura, Y. Ishukawa, T. Fujita and T. Kasuya, in *Valence Fluctuations in Solids*, edited by L. M. Falicov, W. Hanke and M. B. Maple (North-Holland, Amsterdam, 1981), p.251.
- [9] M. Kasaya, F. Iga, K. Negishi, S. Nakai and T. Kasuya, *J. Magn. Magn. Mater.* **31&34**, 437 (1983); M. Kasaya, F. Iga, M. Takigawa and T. Kasuya, *ibid*, **47&48**, 429 (1985); F. Iga, M. Kasaya and T. Kasuya, *ibid*, **76&77**, 156 (1988).
- [10] G. P. Meisner, M. S. Torikachvili, K. N. Yang, M. B. Maple and R. P Guertin, *J. Appl. Phys.* **57**, 3073 (1985).
- [11] T. E. Mason, G. Aeppli, A. P. Ramirez, K. N. Clausen, C. Broholm, N. Stuchelli, E. Bucher and T. T. M. Palstra(unpublished).
- [12] M. A. Continentino, G. M. Japiassú and A. Troper, *Phys.Rev. B* **49**, 4432 (1994).
- [13] M. A. Continentino, G. M. Japiassú and A. Troper, *J. Appl. Phys.* **75**,6734 (1994).
- [14] M. A. Continentino, G. M. Japiassú and A. Troper, *Phys.Rev. B* **57**, 6943 (1998).
- [15] Peter S. Riseborough, *Phys. Rev. B* **45**, 13984 (1992).
- [16] C. Sanchez-Castro, K. S. Bedell and B. R. Cooper, *Phys. Rev. B* **47**,6879 (1993).
- [17] T. E. Mason *et al.* *Phys. Rev. Lett.* **69**, 490 (1992).
- [18] K. Sugiyama, F. Iga, M. Kasaya, T. Kasuya and M.Date, *J.Phys. Soc. of Japan*, **57**, 3946 (1988).
- [19] A. R. Ruppenthal, J. R. Iglesias and M. A. Gusmão, to be published
- [20] Th. Pruschke, D. L. Cox and M. Jarrell, *Phys. Rev. B* **47**, 3553 (1993).
- [21] Tatiana G. Rappoport, Master degree Thesis.
- [22] M. A. Continentino, *Phys. Rep.* 239, number 3, 179-213, (1994).
- [23] N. A. de Oliveira, M. V. T. Costa, A. Troper, G. M. Japiassú and M. A. Continentino, to be published.

Table 1. Table of Curie Temperature for some compounds

compound	Θ
$Ce_3Bi_4Pt_3$	- 125 K [7]
YbB_{12}	-79 K [18]
$FeSi$	-1030 K [4]

**Figure 1.** Mean-field parameters x temperature with a constant density of states ($1/2W$). $E_0 = \mu$, $J_k/W = -0.42$ and $J_H/W = -0.1$.**Figure 2.** f contribution to the density of states for different temperatures. $J_k/W = -0.4$, $J_H/W = -0.1$.

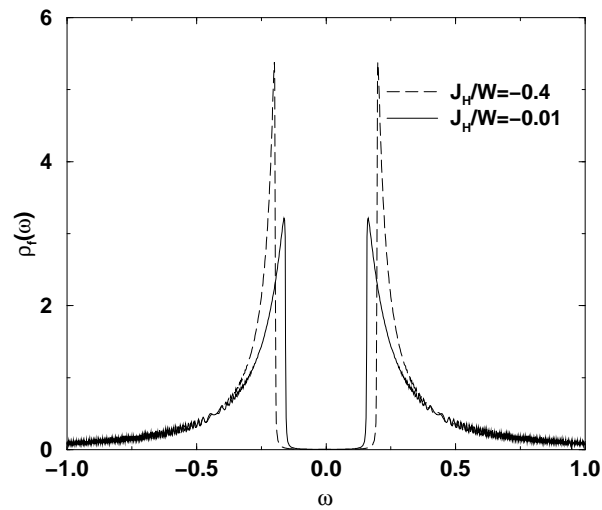


Figure 3. f contribution to the density of states for two different values of J_H and $k_B T/W = 0$.

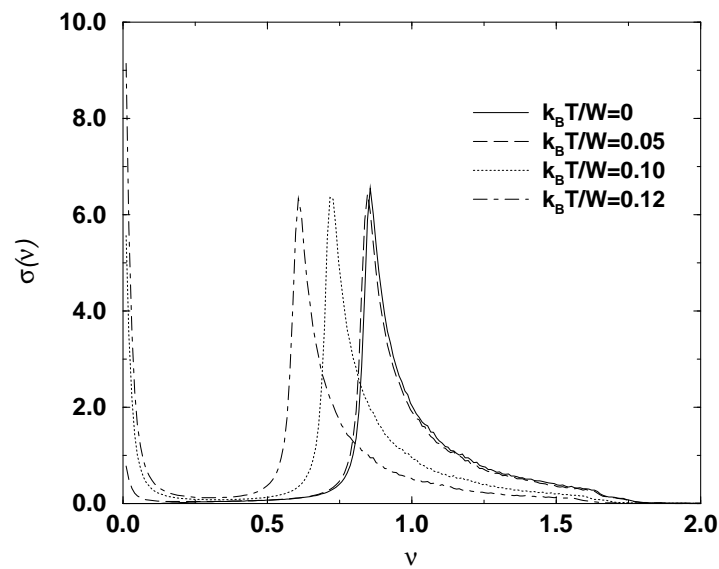


Figure 4. Optical conductivity for $J_k/W = -1.0$, $J_H/W = -0.1$ varying the temperature.

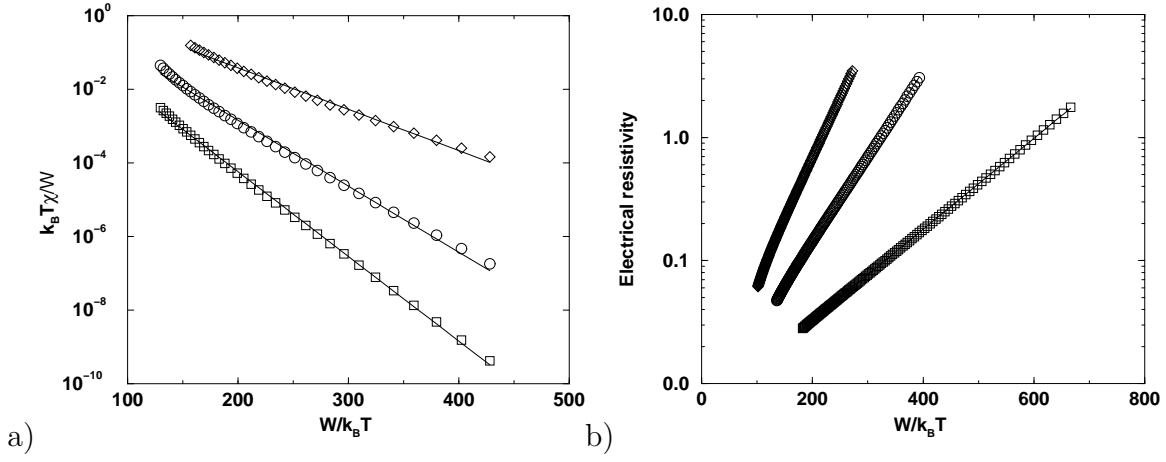


Figure 5. Temperature behavior of the calculated susceptibility(a) and resistivity (b) showing activation behavior. The fitting using expressions given in the text are shown as (—) for different values of J_H and $J_k/W = -0.4$.

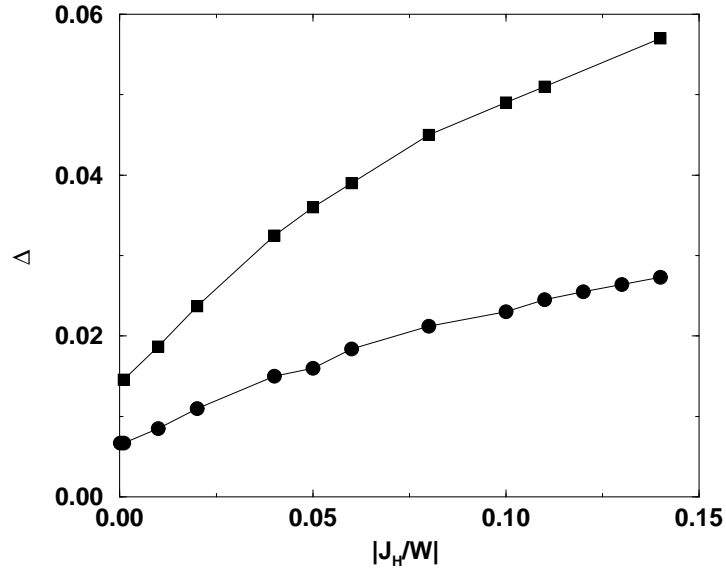


Figure 6. Magnetic (full squares) and transport (full circles) gaps versus J_H for $J_k/W = -0.4$.

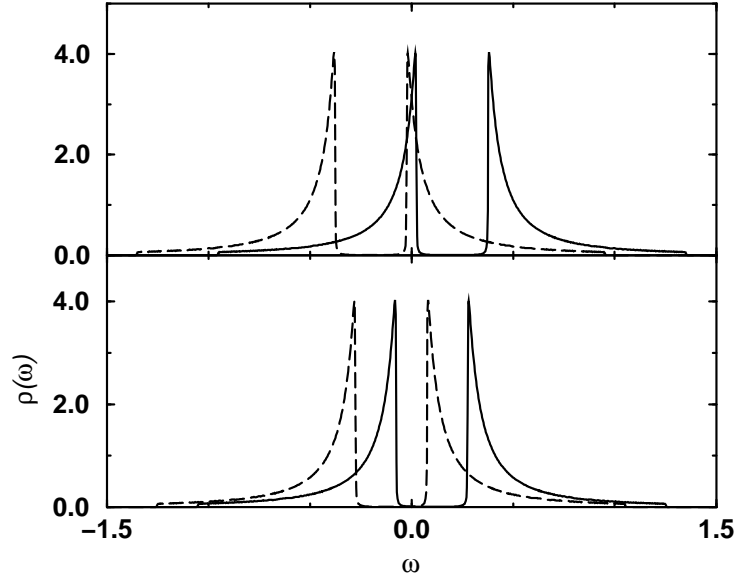


Figure 7. Density of states for the spin up(- - -) and spin down (—) bands for $T = 0$, $J_k/W = -1$, $J_H/W = -0.1$ and different values of h . Upper figure: $h/W = 0.2$. Lower figure : $h/W = 0.1$.

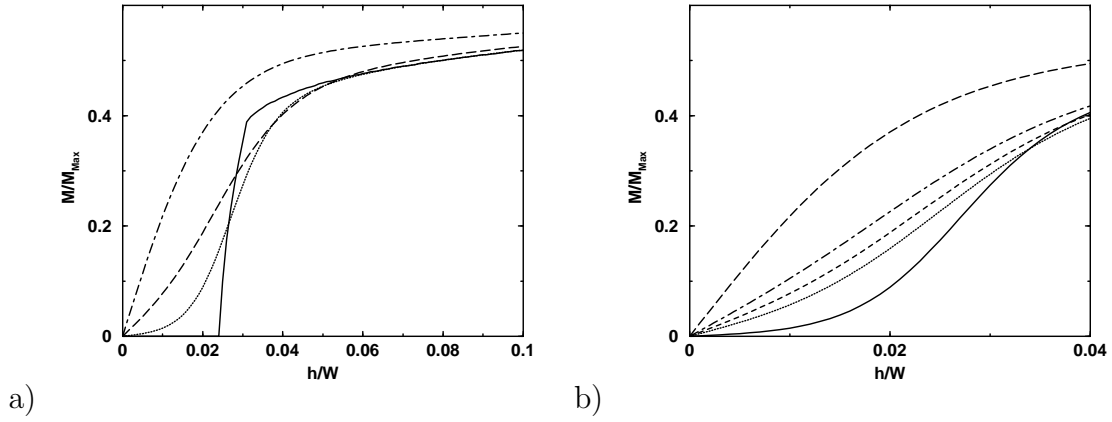


Figure 8. Total magnetization versus h for $J_k/W = -0.4$ and $J_H/W = -0.1$ varying the temperature. a) $k_B T/W = 0$ (—), $k_B T/W = 0.005$ (⋯⋯⋯), $k_B T/W = 0.009$ (- - -) e $k_B T/W = 0.011$ (— · —). b) magnetization for small fields and increasing values of T ($T \neq 0$).

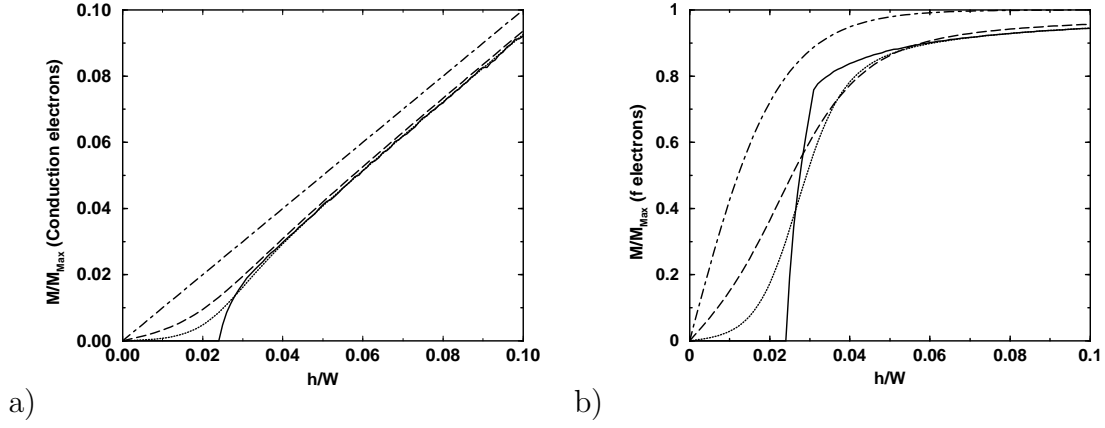


Figure 9. Magnetization $\times h$ (conduction band at (a) and f band at (b)) for $J_k/W = -0.4$ and $J_k/W = -0.1$ varying the temperature: $k_B T/W = 0$ (—), $k_B T/W = 0.005$ (·····), $k_B T/W = 0.009$ (- - -) e $k_B T/W = 0.011$ (- · -).

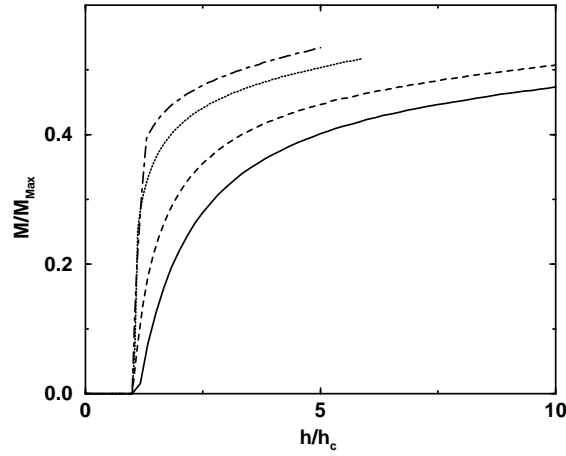


Figure 10. Magnetization $\times h/h_c$ for different values of J_H/W : for $T = 0$, $J_k/W = -0.4$ and some values of J_H : $J_H/W = 0$ (solid line), $J_H/W = -0.01$ (- - -), $J_H/W = -0.05$ (·····) e $J_H/W = -0.1$ (- · -).