

Thermodynamics of Classical Sine- and Sinh-Gordon Models

Emiliano Papa and Alexei M. Tsvelik

Department of Theoretical Physics

University of Oxford

1 Keble Road

Oxford OX1 3NP

Abstract

Using the recently obtained exact results for the expectation values of operators in the sine- and sinh-Gordon models [A. B. Zamolodchikov and S. Lukyanov, Nucl. Phys. B**493**, 571 (1997), V. Fateev, S. Lukyanov, A. B. Zamolodchikov and Al. B. Zamolodchikov, Phys. Lett. B**406**, 83 (1997)] we calculate the specific heat of the corresponding classical models. We show that the temperature dependence of the specific heat of the sine-Gordon model, in the commensurate phase, has a maximum well below the Kosterlitz-Thouless transition and that the sinh-Gordon model is thermodynamically unstable in a wide range of temperatures. We give also the temperature dependence of the specific heat in the incommensurate phase.

PACS numbers: 65.40.-f, 65.50.+m

I. INTRODUCTION

The sine-Gordon model is an exactly solvable model which has an enormous number of applications in condensed matter physics and statistical mechanics. It has been studied for years with many remarkable results being obtained. However, most of the effort has been

concentrated on studying this model as a quantum field theory. In this paper we discuss the sine-Gordon model together with a less famous sinh-Gordon model as models of classical statistical mechanics analyzing the behavior of their specific heat in the various range of parameters.

Let us consider the *classical* sine- and sinh-Gordon models whose partition functions are given by

$$Z = \int \mathcal{D}\varphi e^{-S[\varphi]} \quad ,$$

$$S_{\sin} \equiv \frac{1}{T} F_{\sin}[\varphi] = \int d^2x \left[\frac{\rho_s}{2T} |\nabla\varphi - \mathbf{Q}|^2 + \frac{m}{T} (1 - \cos\varphi) \right] \quad , \quad (1)$$

$$S_{\sinh} \equiv \frac{1}{T} F_{\sinh}[\varphi] = \int d^2x \left[\frac{\rho_s}{2T} |\nabla\varphi|^2 + \frac{m}{T} (\cosh\varphi - 1) \right] \quad . \quad (2)$$

The first model describes, for example, the commensurate-incommensurate transition [1]. Most recently it has been applied to double-layered Quantum Hall systems [2].

The incommensurate phase appears when $|\mathbf{Q}|$ exceeds some critical value and is characterized by nonzero average value $\langle \mathbf{Q}\nabla\varphi \rangle$. Redefining the field variable $(\rho_s/T)^{1/2}\varphi = \phi$ we reduce the above Euclidean action to the canonical sine-Gordon form (see, for example, [3]):

$$S_{\sin} = \int d^2x \left[\frac{1}{2} |\nabla\phi - \mathbf{h}\beta/2\pi|^2 + \mu (1 - \cos\beta\phi) \right] \quad , \quad (3)$$

with $\beta^2 = T/\rho_s$ and $\mu = m/T$, $|\mathbf{h}| = 2\pi|\mathbf{Q}|/\beta^2$.

In a similar fashion the sinh-Gordon action becomes

$$S_{\sinh} = \int d^2x \left[\frac{1}{2} |\nabla\phi|^2 + \mu (\cosh\beta\phi - 1) \right] \quad . \quad (4)$$

For this model there are no kinks and creation of nonzero field gradient would require imaginary field h . We do not consider such possibility.

One can consider the quantum field theory in (1+1)-dimensions with $Z = \int \mathcal{D}\phi e^{-S[\phi]}$ where S is given by (3) or (4). The exact solution for both models is known and we can take advantage of the fact that the free energy of a D -dimensional classical model is related to the ground state energy E_0 of the corresponding quantum field theory living in a space of $(D-1)$ -dimensions with the coupling constant related to temperature of the classical model:

$$F(T) = TE_0[\beta(T)] \quad . \quad (5)$$

The ground state energy E_0 of the quantum sine-Gordon model as a function of parameters $\beta(T)$ and μ is known exactly ([3], [4]) and the corresponding expression for the sinh-Gordon model can be extracted from [6].

II. SINE-GORDON MODEL AT $Q = 0$

We start our discussion of the sine-Gordon model with the case $Q = 0$ which is already quite nontrivial. In the Bethe ansatz approach the ground state energy of the quantum sine-Gordon model is calculated by regularizing the model by putting it on a lattice. The lattice constant a and the inverse coupling constant θ of the regularized model are related to the mass of physical particles. According to [4] the ground state energy (at $Q = 0$) is given by:

$$E_0 = \frac{1}{a^2} \int_{-\infty}^{+\infty} \frac{\sin 4\theta t}{t} \frac{\sinh(\pi\tau t)}{\cosh[\pi(1-\tau)t] \sinh(\pi t)} dt \quad , \quad (6)$$

where $\tau = T/(8\pi\rho_s) \equiv T/T_c$. The parameters θ and a are related to the kink's mass:

$$m_s = \frac{4}{a} e^{-\pi\theta/(1-\tau)} \quad , \quad (7)$$

To exclude θ from Eq. (6) we use the T-dependence of the kink's mass given in [3]:

$$m_s = \frac{1}{a} \frac{2}{\sqrt{\pi}} \frac{\Gamma\left(\frac{1}{2} \frac{T}{T_c - T}\right)}{\Gamma\left(\frac{1}{2} \frac{T_c}{T_c - T}\right)} \left\{ \frac{\pi m}{T_c} \frac{\Gamma\left(1 - \frac{T}{T_c}\right)}{\Gamma\left(1 + \frac{T}{T_c}\right)} \right\}^{\frac{1}{2\left(1 - \frac{T}{T_c}\right)}} \quad . \quad (8)$$

Note that in the limiting case $\tau \ll 1$ we have

$$m_s = \frac{4}{a} \tau^{-1} (m/\pi T_c)^{1/2} \quad . \quad (9)$$

We should stress that the above expressions make sense only for $m_s a \ll 1$ when the continuous approach works. Therefore to calculate the ground state energy in the continuous approximation in Eq. (6) one has to keep only the pole closest to real axis. Near the point

$\tau = 1/2$ two poles at $t = i\pi$ and $t = i\pi/2(1 - \tau)$ compete and one has to take into account both of them.

Taking this into account we obtain from (6) the general expression for the free energy:

$$F = F_1 + F_2 \quad ,$$

$$F_1 = T \frac{m_s^2}{4} \cot \left[\frac{\pi}{2(1 - \tau)} \right] \quad (10)$$

$$= \frac{4}{\pi} T \cot \left(\frac{\pi}{1 - T/T_c} \right) \frac{\Gamma^2\left(\frac{1}{2} \frac{T}{T_c - T}\right)}{\Gamma^2\left(\frac{1}{2} \frac{T_c}{T_c - T}\right)} \left\{ \frac{\pi m}{T_c} \frac{\Gamma\left(1 - \frac{T}{T_c}\right)}{\Gamma\left(1 + \frac{T}{T_c}\right)} \right\}^{\frac{1}{(1 - \frac{T}{T_c})}} \quad ,$$

$$F_2 = - T \frac{2}{a^2} \left(\frac{m_s a}{4} \right)^{4(1 - \tau)} \tan [\pi(1 - \tau)] \quad . \quad (11)$$

To plot the specific heat at finite values of $(\pi m/T_c)$, it is convenient to separate the interval of τ into three regions. First, for $T/T_c \in (0.1, 0.35)$, we take the contribution of only the nearest pole $i\pi/2(1 - \tau)$. Second the region $T/T_c \in (0.35, 0.7)$ where we take the contribution of both poles. Third, for $T/T_c \in (0.7, 0.9)$ we take only the contribution of the pole $t = i\pi$.

We combine these results to find the specific heat $C_v(T) = -T\partial^2 F/\partial^2 T$ as a function of T/T_c and m/T_c , in $T/T_c \in (0, 1)$. On Fig. 1 we present plots of the temperature of the specific heat for various values of m . Fig. 2 gives temperature dependence of the kink's mass. From this picture one can estimate the region where the condition $m_s a \ll 1$ is fulfilled.

At $1 - \tau \ll 1$ and at $\tau \ll 1$ expressions (10) for the specific heat simplify. In the first case we have

$$a^2 F = - \frac{2\pi^3 m^2}{T_c} \left\{ \frac{1}{1 - \tau} + 2 \ln \left[\frac{e^2}{\pi(1 - \tau)} \right] + O\left((1 - \tau) \ln^2(1 - \tau)\right) \right\} \quad , \quad (12)$$

$$C_v = \frac{4\pi^3}{a^2} \frac{m^2 T_c}{(T_c - T)^3} + \dots \quad . \quad (13)$$

This singularity is associated with the Kosterlitz-Thouless transition at $T = T_c$.

FIGURES

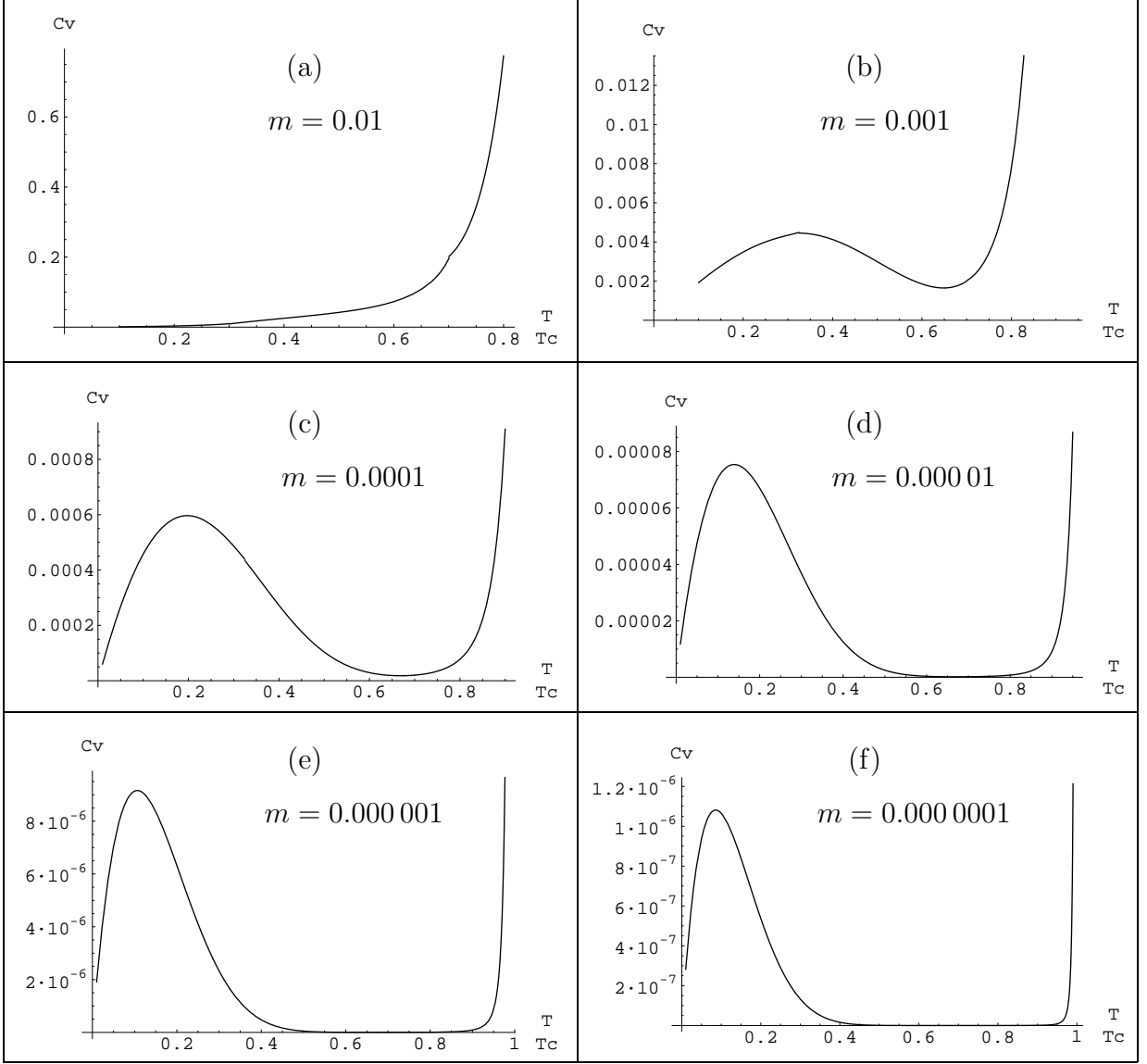


FIG. 1. Plots of the specific heat as a function of T/T_c , for different values of the parameter m , are shown.

At $\tau \ll 1$ we have

$$a^2 F = -4\pi^2 m \left(\frac{\pi m}{T_c} \right)^{1/(1-\tau)}, \quad (14)$$

$$C_v = 4\pi \left(\frac{\pi m}{T_c} \right)^2 \ln \left(\frac{T_c}{\pi m} \right) \left[2 + \ln \left(\frac{T_c}{\pi m} \right) \right] \tau \exp \left\{ -\tau \ln \left(\frac{T_c}{\pi m} \right) \right\}. \quad (15)$$

The latter expression explains the existence of the maximum in the specific heat: at $\ln(T_c/\pi m) \gg 1$ the maximum occurs at $\tau^* = [\ln(T_c/\pi m)]^{-1}$.

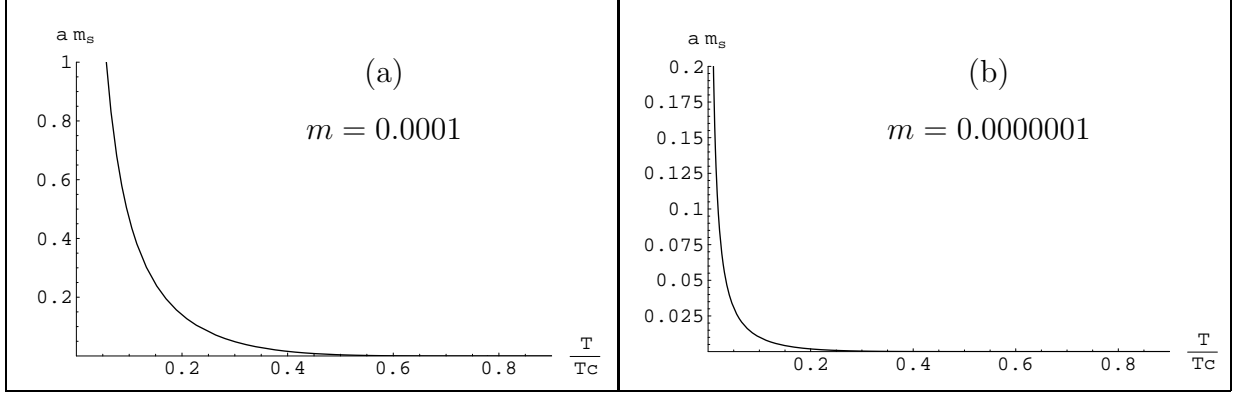


FIG. 2. Plots of (am_s) as function of (T/Tc) , for different values of the parameter m , are shown.

The condition of continuous approach works on the region $(am_s) \ll 1$.

III. SINE-GORDON MODEL IN THE INCOMMENSURATE PHASE

At

$$Q > Q_c = 4\tau m_s(\tau) \quad . \quad (16)$$

the sine-Gordon model is in the incommensurate phase characterized by a condensate of kinks. The ground state energy of the corresponding quantum field theory acquires an additional contribution originating from the condensate. The corresponding change in the free energy of the classical model is

$$\delta F = \frac{\rho_c Q^2}{2} + \frac{T m_s}{2\pi} \int_{-B}^B d\theta \cosh \theta \epsilon(\theta) \quad . \quad (17)$$

The nonpositive function $\epsilon(\theta)$ is defined inside the interval $-B < \theta < B$ and satisfies the integral equation (see, for example [3])

$$\epsilon(\theta) + \int_{-B}^B d\theta' K(\theta - \theta') \epsilon(\theta') = m_s \cosh \theta - \frac{Q}{4\tau} \quad , \quad (18)$$

where the Fourier image of the kernel is

$$K(\omega) = \frac{\sinh \frac{\pi(1-2\tau)\omega}{2(1-\tau)}}{2 \cosh(\pi\omega/2) \sinh \frac{\pi\tau\omega}{2(1-\tau)}} \quad .$$

The kernel $K(\theta)$ encodes the information about the soliton-soliton scattering. The limit B is determined by the condition $\epsilon(\pm B) = 0$. We have solved the integral equation for the

function $\epsilon(\theta)$ numerically and the plots of its dependence on τ and Q are shown in Fig. 4. The dependence of the limit B on the temperature and Q is shown on Fig. 5.

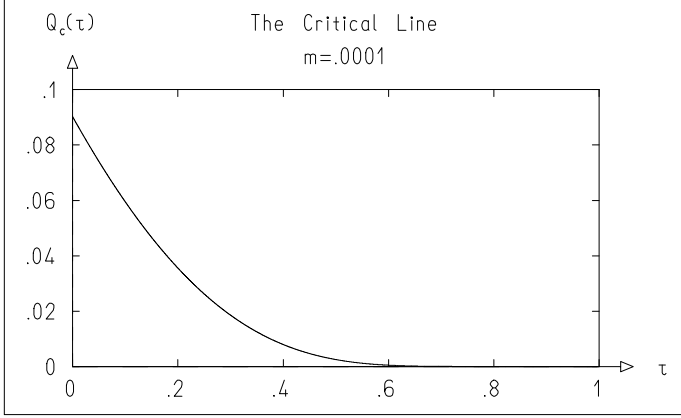


FIG. 3. The critical line as function of (T/T_c) for a fixed value of the parameter m is shown. The lattice constant a is taken to be unity.

It is curious that the critical field has a finite limit at $\tau \rightarrow 0$. According to Eq. (9), we have

$$aQ_c(0) = 16 \left(\frac{m}{\pi T_c} \right)^{1/2}. \quad (19)$$

In the vicinity of the critical line one can expand solution of Eq. (18) in series in B and get for the additional free energy:

$$\begin{aligned} \frac{1}{T_c} \delta F = \frac{Q^2}{2} \\ - \frac{\tau m_s^2}{6\pi} \left(\frac{Q}{Q_c} - 1 \right)^{3/2} \left[1 - K(0) \left(\frac{Q}{Q_c} - 1 \right)^{1/2} + \left(0.1 + 7 \frac{K^2(0)}{6} \right) \left(\frac{Q}{Q_c} - 1 \right) + \dots \right]. \end{aligned} \quad (20)$$

At small τ , $K(0) \approx \frac{1}{\pi^2 \tau} \ln(1/\tau)$ and the expansion is valid for

$$\pi^2 \tau / \ln(1/\tau) \gg (Q/Q_c - 1). \quad (21)$$

Plots of the additional specific heat are shown on Fig. 6a), whereas plots of the total specific heat are shown in Fig. 6b) for some values of the field Q .

The $Q/\tau \rightarrow \infty$ analytic structure of the total free energy $F(Q)$ is given by Zamolodchikov [3]

$$F(Q) - F(0) = \frac{\rho_c Q^2}{2} - T \frac{m_s^2}{4} \cot \left[\frac{\pi}{2(1-\tau)} \right] - \left(\frac{Q}{4\tau} \right)^2 \frac{k(Q/4\tau)}{\pi}. \quad (22)$$

The factor $k(Q/4\tau)$ is given as a power series

$$k(Q/4\tau) = \sum_{n=0}^{\infty} K_n y^n \quad , \quad (23)$$

with

$$y = \left[\frac{2m_s \sqrt{\pi}}{Q} \frac{\Gamma\left(\frac{1}{2(1-\tau)}\right)}{\Gamma\left(\frac{\tau}{2(1-\tau)}\right)} \right]^{4(1-\tau)} . \quad (24)$$

The first two coefficients are given by

$$K_0 = \tau \quad , \quad K_1 = 2 \frac{\Gamma(\tau)}{\Gamma(-\tau)} \frac{\Gamma(5/2 - \tau)}{\Gamma(1/2 + \tau)} \frac{\tau}{(2\tau - 1)(3 - 2\tau)} \quad . \quad (25)$$

Putting them together in Eq. (22) we get

$$\begin{aligned} F(Q) - F(0) &= \frac{\rho_c Q^2}{2} - T \frac{m_s^2}{4} \cot \left[\frac{\pi}{2(1-\tau)} \right] - T \left(\frac{Q}{4\tau} \right)^2 \frac{\tau}{\pi} \\ &\quad - T \frac{2}{\pi} \left(\frac{Q}{4\tau} \right)^2 \frac{\Gamma(\tau)}{\Gamma(-\tau)} \frac{\Gamma(5/2 - \tau)}{\Gamma(1/2 + \tau)} \frac{\tau}{(2\tau - 1)(3 - 2\tau)} \left[\frac{2m_s \sqrt{\pi}}{Q} \frac{\Gamma\left(\frac{1}{2(1-\tau)}\right)}{\Gamma\left(\frac{\tau}{2(1-\tau)}\right)} \right]^{4(1-\tau)} . \end{aligned} \quad (26)$$

The second term on the right hand side of the above equation gives the free energy of the system in absence of the field \mathbf{Q} (with opposite sign) and cancels with $F(0)$ of the left hand side. On the other hand the first and the third terms on the right cancel each other (keeping in mind that $T_c = 8\pi\rho_c$). The total free energy of the system in the presence of the field \mathbf{Q} is given, to this order of approximation, by:

$$\begin{aligned} F(Q) &= -T \frac{2}{\pi} \left(\frac{Q}{4\tau} \right)^2 \frac{\Gamma(\tau)}{\Gamma(-\tau)} \frac{\Gamma(5/2 - \tau)}{\Gamma(1/2 + \tau)} \frac{\tau}{(2\tau - 1)(3 - 2\tau)} \left[\frac{2m_s \sqrt{\pi}}{Q} \frac{\Gamma\left(\frac{1}{2(1-\tau)}\right)}{\Gamma\left(\frac{\tau}{2(1-\tau)}\right)} \right]^{4(1-\tau)} \\ &= -Q^{-2+4\tau} \frac{T_c}{8\pi} \frac{\Gamma(\tau)}{\Gamma(-\tau)} \frac{\Gamma(5/2 - \tau)}{\Gamma(1/2 + \tau)} \frac{1}{(2\tau - 1)(3 - 2\tau)} \left[2m_s \sqrt{\pi} \frac{\Gamma\left(\frac{1}{2(1-\tau)}\right)}{\Gamma\left(\frac{\tau}{2(1-\tau)}\right)} \right]^{4(1-\tau)} . \end{aligned} \quad (27)$$

The expansion is valid only for small values of $\tau < 1/2$, where the free energy of the system in absence of the field Q is given by F_1 of Eq. (10).

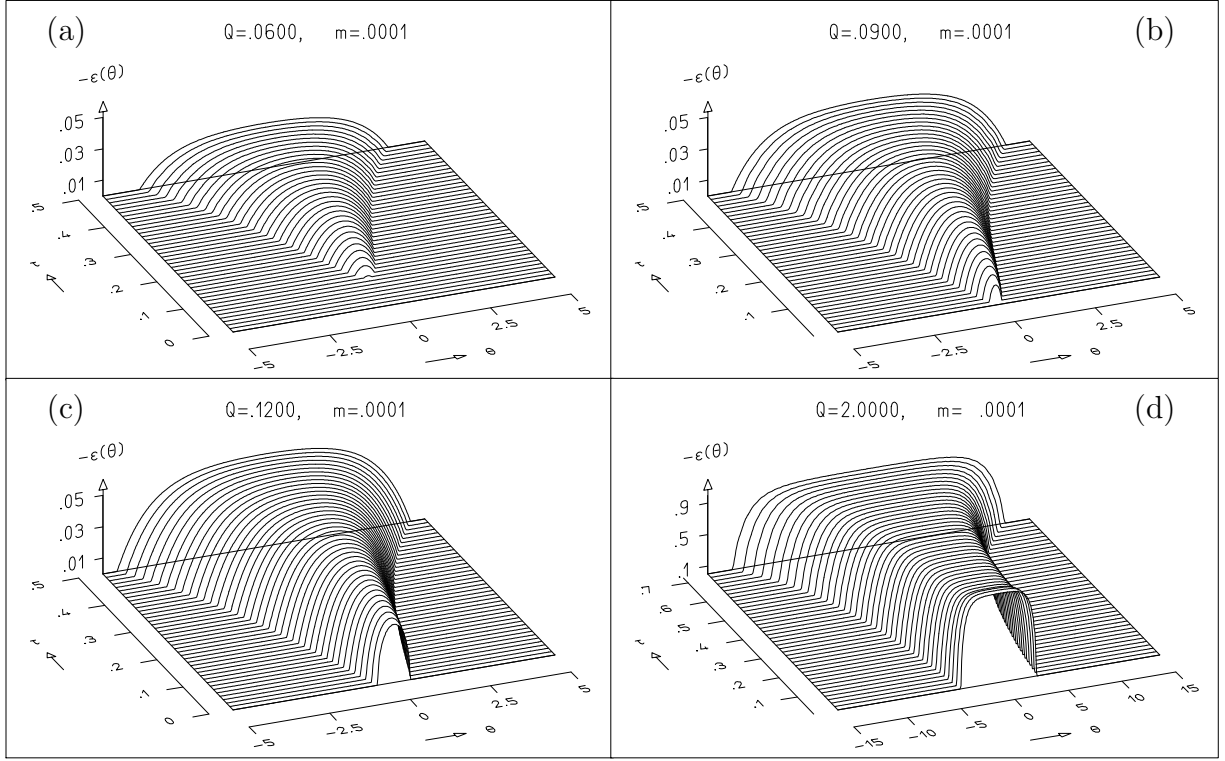


FIG. 4. (a) Plots of $(-\epsilon(\theta))$ for different fixed τ . On figure (b) the parameter $Q = 0.090$, which corresponds to crossing the critical line at $\tau \approx 0$.

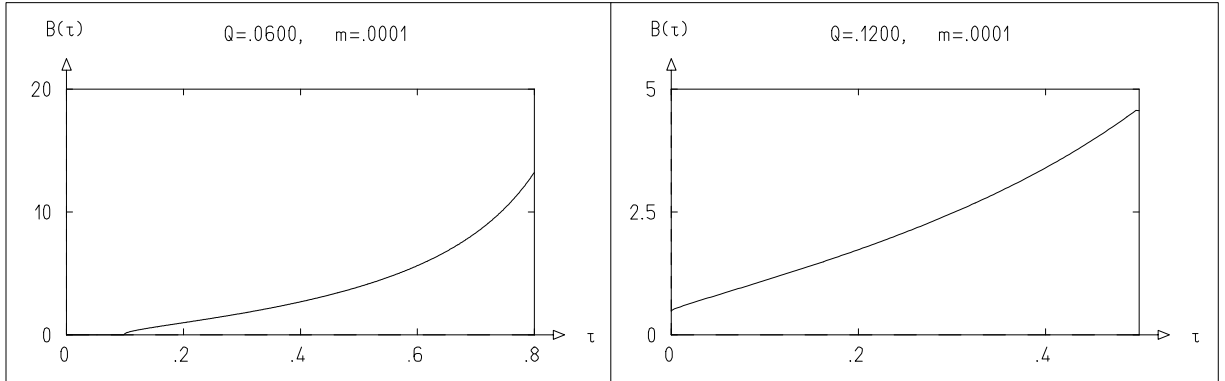


FIG. 5. Plots of temperature dependence of the parameter B in Eq. (18). The parameter Q is taken to have values 0.060 and 0.120, respectively.

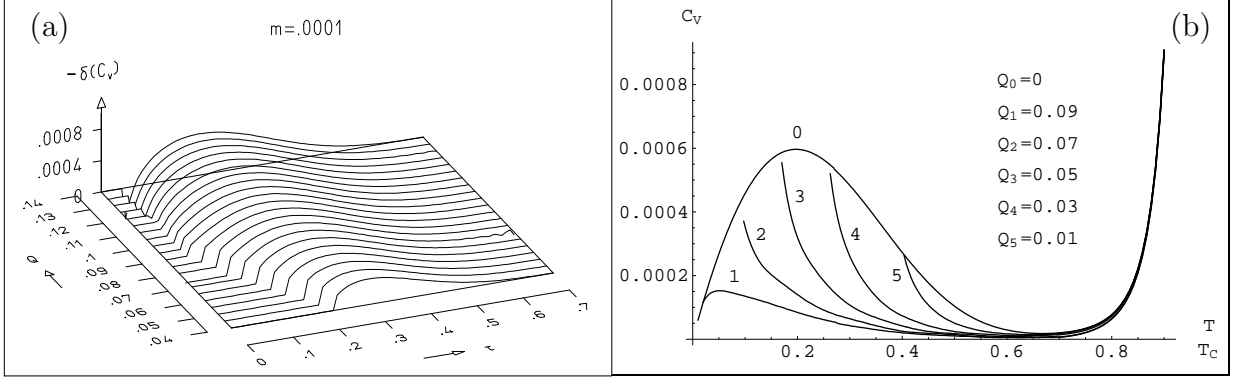


FIG. 6. (a) Three dimensional plot of the contribution to the specific heat coming from the soliton condensate as function of τ and Q . The presence of the condensate leads to decrease in the specific heat. (b) The total specific heat of the system for different values of the parameter Q . Each of the lines 1-5 merges with the line 0 ($Q = 0$) at the commensurate-incommensurate transition temperature.

IV. SINH-GORDON MODEL; THERMODYNAMIC INSTABILITY

Now we consider the sinh-Gordon model where the expression for the free energy can be extracted from [6]:

$$F = mI(T/T_c)(1 + T/T_c) \left[\frac{T_c \Gamma(1 - T/T_c)}{\pi m \Gamma(1 + T/T_c)} \right]^{\frac{T}{T+T_c}} \quad (28)$$

$$I(x) = \exp\left\{2 \int_0^\infty \frac{dt}{t} \left[-\frac{\cosh^2(xt) \sinh(xt)}{\sinh t \cosh((1+x)t)} + x e^{-2t} \right] \right\} \quad (29)$$

where $T_c = 8\pi\rho_s$. This expression is valid for $T < T_c$. The integral (29) can be calculated to give the expression

$$I(x) = \frac{\Gamma\left(\frac{1}{2} + \frac{x}{2(1+x)}\right)}{\Gamma\left(\frac{1}{2} - \frac{x}{2(1+x)}\right)} \frac{\Gamma(x)}{\Gamma(-x)} \frac{\Gamma\left(-\frac{x}{2(1+x)}\right)}{\Gamma\left(\frac{x}{2(1+x)}\right)}, \quad (30)$$

with $0 < x < 1$. $I(x)$ is monotonically decreasing function taking values in the interval $(0, 1)$.

In the light of the following discussion it will be instructive also to have the expression for the mass (the inverse correlation length) of the sinh-Gordon theory:

$$m_s a = \frac{4\sqrt{\pi}}{\Gamma\left(\frac{T_c}{2(T+T_c)}\right) \Gamma\left(1 + \frac{T}{2(T+T_c)}\right)} \left[\frac{\pi m}{T_c} \frac{\Gamma(1 + T/T_c)}{\Gamma(1 - T/T_c)} \right]^{\frac{T_c}{2(T+T_c)}} \quad (31)$$

We would like to attract the reader's attention to the fact that $m(T)$ never diverges at $T < T_c$ and actually goes to zero at $T \rightarrow T_c$ where, as we shall see, the specific heat diverges. Indeed, for $\tau = (1 - T/T_c) \ll 1$ we obtain from (29) $I(\tau) \sim \tau$ and substituting this into Eq. (28) we get at $\ln(T_c/\pi m) \gg 1$

$$F \sim (1 - T/T_c)^{1/2} e^{-(1 - T/T_c) \ln(T_c/\pi m)} \quad (32)$$

It is easy to see that the entropy becomes zero at

$$(1 - T/T_c) = [2 \ln(T_c/\pi m)]^{-1} \quad (33)$$

and at lower temperatures the model is thermodynamically unstable. Near T_c we have

$$C_v \sim (1 - T/T_c)^{-3/2} \quad (34)$$

which together with disappearance of the mass signifies a second order phase transition.

V. CONCLUSIONS

The summary of our results on the classical sine-Gordon model is well represented by Fig. 6. The specific heat has a peak well below the Kosterlitz-Thouless transition and the temperature dependence becomes even more complicated in the incommensurate phase. We suppose that all these features are detectable experimentally in the relevant systems like the one described in [2].

The thermodynamic instability of the sinh-Gordon model looks a bit puzzling and further research on this model is required to explain its origin.

Acknowledgments

E.P. would like to thank Prof. H.D.Dahmen for the hospitality he offered during the stay at the University of Siegen, Germany, where part of this work was done. He also would like to thank Joseph Betouras, Pedro Ferreira and especially Tilo Stroth for many helpful discussions. A.M.T. is grateful to H. Saleur and V. Fateev for stimulating discussions.

REFERENCES

- [1] V. L. Pokrovskii and A. Talapov, Phys. Rev. Lett. **42**, 65 (1979).
- [2] C. B. Hanna, A. H. MacDonald, S. M. Girvin, cond-mat/9805259, Proceedings of the 12th International Conference on the Electronic Properties of Two-Dimensional Electron Systems (EP2DS-12), Physica B (1998).
- [3] A. B. Zamolodchikov, Int. J. Mod. Phys. **A10**, 1125 (1995).
- [4] C. Destri and H. de Vega, Nucl. Phys. **B358**, 251 (1991).
- [5] S. Lukyanov, A. Zamolodchikov, Nucl. Phys. B**493**, 571 (1997).
- [6] V. Fateev, S. Lukyanov, A. Zamolodchikov and Al. Zamolodchikov, Phys. Lett. B**406**, 83 (1997).