

# A thermal model for adaptive competition in a market

Andrea Cavagna<sup>\*</sup>, Juan P. Garrahan<sup>†</sup>, Irene Giardina<sup>‡</sup> and David Sherrington<sup>§</sup>  
*Theoretical Physics, University of Oxford, 1 Keble Road, Oxford OX1 3NP, United Kingdom*

(March 29, 1999)

**Abstract:** *New continuous and stochastic extensions of the minority game, devised as a fundamental model for a market of competitive agents, are introduced and studied. The new formulation reproduces the key macroscopic features of the original model, without the need for some of its special assumptions and, most importantly, it demonstrates the crucial role of stochastic decision-making, where the agents are not always able to discern what the optimum conduct is. Furthermore, this formulation provides an exact but novel non-linear equation for the time evolution of the strategy-use probability.*

The minority game (MG) [1] is a simple and intuitive model which describes the behaviour of a group of agents subject to the economic law of supply and demand. Namely, when the number of sellers of a given commodity is larger than the number of buyers, the price of that commodity goes down, therefore buyers are happy, and *vice versa*. In other words, in a market the *minority group* is always the preferable one [2].

The setup of the MG in the original formulation of [1] is the following:  $N$  agents have to choose at each time step whether to attend room 0 (buy) or room 1 (sell). Those agents who have chosen the less crowded room (minority room) win, the others lose. In order to decide into which room to go, agents use strategies. A strategy processes the outcomes of the winning room in the last  $m$  time steps (each outcome being 0 or 1) and prescribes what room to attend at the next step. The so-called ‘memory’  $m$  defines  $2^m$  potential past histories (for instance, with  $m = 2$  there are four possible pasts, 11, 10, 01 and 00). A strategy is thus a vector  $R_\mu$ , with  $\mu = 1, \dots, 2^m$ , whose elements can be 0 or 1. The space  $\Gamma$  of the strategies is an hypercube of dimension  $D = 2^m$ .

At the beginning of the game each agent draws  $s$  strategies randomly from  $\Gamma$  and keeps them forever, as a genetic heritage. At each time step the agent employs *one* of these  $s$  strategies and a mechanism is needed to decide which it should be. In the original formulation of the MG, the agent gives points to all his/her strategies according to their potential success in the past; more particularly, at each time step a strategy gets a point if it

would have forecast the correct winning room, regardless of having been actually used or not. Then, at any given time the agent selects among his/her  $s$  strategies the most successful one up to that moment (i.e. the one with the highest number of points) and uses it in order to choose the room.

The most interesting macroscopic observable in the MG is the fluctuation  $\sigma$  of the attendance in a given room. This quantity is equivalent to the price volatility in a financial context and it is a measure of the global waste of resources by the community of the agents. We therefore want  $\sigma$  to be as low as possible. An important feature of the MG, observed in simulations [3], is that there is a regime of the parameters where  $\sigma$  is *smaller* than the value  $\sigma_r$  which corresponds to the case where each agent is just behaving randomly and independently. There have been many attempts to explain this property [4–7], mainly attacking the problem from a geometrical point of view. However, to the best of our knowledge, no analytic solution of the model has yet been found.

One of the major obstacles to an analytic study of the MG in its original formulation is the presence of an explicit time feedback via the memory  $m$ . Indeed, when the information processed at each time step by the agents is the *true* time series of the minority room, that is the result of the choices of the agents in the  $m$  previous steps, the dynamical evolution of the system is non-Markovian and an analytic approach to the problem is very difficult.

A step forward in the simplification of the model has been made in [8], where it has been shown that the explicit memory of the agents is actually irrelevant for the global behaviour of the system: when the information processed by the agents at each time step is just *invented* randomly, having nothing to do with the true time series, the relevant macroscopic observables do not change. The significance of this result is the following: the crucial ingredient for the volatility to be reduced below the random value appears to be that the agents must all react to the *same* piece of information, irrespective of the fact that this information is true or false [9]. This result has an important technical consequence, since the explicit time feedback introduced by the memory disappears: the agents respond now to a random piece of information, i.e. a noise, so that the process has become stochastic and Markovian.

We believe that the model can be simplified (and at the same time generalized) even further. Let us first consider

<sup>\*</sup>E-mail: a.cavagna1@physics.ox.ac.uk

<sup>†</sup>E-mail: j.garrahan1@physics.ox.ac.uk

<sup>‡</sup>E-mail: i.giardina1@physics.ox.ac.uk

<sup>§</sup>E-mail: d.sherrington1@physics.ox.ac.uk

the binary nature of the original MG. It is clear that from a simulational point of view a binary setup offers advantages of computational efficiency, but unfortunately it is not ideally suited for an analytic approach. More specifically, if we are interested in the formulation of a time evolution equation, integer quantities could be hard to handle. Moreover, the geometrical considerations that have been made on the hypercube of strategies  $\Gamma$  for the binary setup [4,5,7], become more natural and general if the strategy space is continuous. Finally, in the original binary formulation of the MG there is no possibility for the agents to fine tune their bids: each agent can choose to go in room 0 (buy) or room 1 (sell), but he/she cannot choose *how much* to buy or to sell. As a consequence, also the win or loss of the agents is not related to the consistency of their bids. This is an unrealistic feature of the model, which can be improved. For all these reasons, we shall now introduce a continuous formulation of the MG.

Let us define a strategy  $\vec{R}$  as a vector in the real space  $\mathbb{R}^D$ , subject to the constraint,  $\|\vec{R}\| = \sqrt{D}$ . In this way the space of strategies  $\Gamma$  is just a  $D$ -dimensional sphere and strategies can be thought as vectors on the surface of this sphere. The next ingredient we need is the information processed by strategies. To this aim we introduce a random noise  $\vec{\eta}(t)$ , belonging to the same space  $\Gamma$ , which is  $\delta$ -correlated in time and uniformly distributed on the sphere. Finally, we define the response  $b(\vec{R})$  of a strategy  $\vec{R}$  to the information  $\vec{\eta}(t)$ , as the projection of the strategy on the information itself,

$$b(\vec{R}) \equiv \frac{1}{\sqrt{D}} \vec{R} \cdot \vec{\eta}(t). \quad (1)$$

This response is nothing else than the *bid* prescribed by the particular strategy  $\vec{R}$ . The bid is now a continuous quantity, which can be positive (buy) or negative (sell) [10]. In this context it is natural to introduce the overlap  $\vec{R}_1 \cdot \vec{R}_2$ , that is the scalar product of two strategies, as their co-distance on the sphere [4,7].

At the beginning of the game each agent draws  $s$  strategies randomly from  $\Gamma$ , with a flat distribution. All the strategies initially have zero points and in operation the points are updated in a manner discussed below. At each time step the agent uses his/her strategy with the highest number of points. The *total bid* (formerly the attendance) is:

$$A(t) \equiv \sum_{i=1}^N b_i(t) = \frac{1}{\sqrt{D}} \sum_{i=1}^N \vec{R}_i^*(t) \cdot \vec{\eta}(t), \quad (2)$$

where  $\vec{R}_i^*(t)$  is the best strategy (that with the highest number of points) of agent  $i$  at time  $t$ . The main observable of interest is the variance (or volatility)  $\sigma$  in the fluctuation of  $A$ ,  $\sigma^2 = \lim_{t \rightarrow \infty} \frac{1}{t} \int_{t_0}^{t_0+t} dt' A(t')^2$ . Indeed, we shall not consider any quantity related to individual agents. We prefer to concentrate on the global behaviour

of the system, taking more the role of the market regulator than that of a trading agent.

We have now to update the points. This is particularly simple in the present continuous formulation. Let us introduce a time dependent function  $P(\vec{R}, t)$  defined on  $\Gamma$ , which represents the points  $P$  of strategy  $\vec{R}$  at time  $t$ . We can write a very simple and intuitive time evolution equation for  $P$ ,

$$\dot{P}(\vec{R}, t) = -A(t) b(\vec{R}), \quad (3)$$

where  $A(t)$  is given by eq.(2). A strategy  $\vec{R}$  is thus rewarded (penalized) if its bid has an opposite (equal) sign to the total bid  $A(t)$ , as the supply-demand dynamics requires. Note that now the win or the loss is proportional to the bid, so that a strategy can lose points, and it can lose a lot, if its bid was particularly out of target, which is quite a realistic feature.

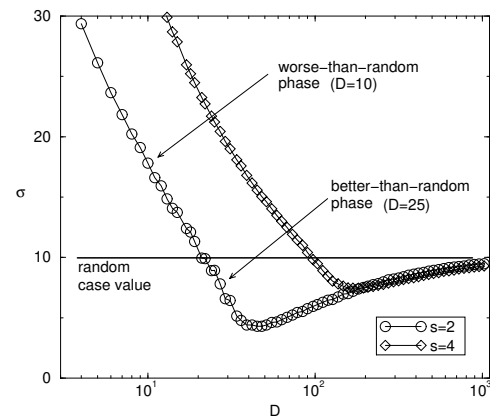


FIG. 1. Continuous formulation: The variance  $\sigma$  as a function of the dimension  $D$ , at  $s = 2$  and  $s = 4$ , with  $N = 100$ . The horizontal line is the variance in the random case,  $\sigma_r = \sqrt{N}$ . The total time  $t$  and the initial time  $t_0$  are 10000 steps. Average over 100 samples.

It is important to check whether the results obtained with this continuous formulation of the MG are the same as in the original binary model. In Fig.1 we show that the main feature of the MG is reproduced: there is a regime of the dimension  $D$  of the strategy space, where the variance  $\sigma$  is smaller than the random value  $\sigma_r$ , showing a minimum at  $D = D_c(s)$ . Moreover, the minimum of  $\sigma(D)$  is shallower the higher is  $s$  [4]. It can be shown that *all* the other standard features of the binary model are reproduced in the continuous formulation.

It is worthwhile at this point to make some further comments on the random noise  $\vec{\eta}(t)$ . What can be seen numerically is that actually there is no need for  $\vec{\eta}(t)$  to be random at all. Indeed, the only requirement is that it must be *ergodic*, spanning the whole space  $\Gamma$ , but it can do that in a quasi-random way or even in a deterministic

way. If, on the other hand,  $\vec{\eta}(t)$  visits just a sub-space  $\gamma$  of  $\Gamma$ , with dimension  $d < D$ , everything in the system proceeds as if the actual dimension was  $d$ . In other words, the *effective* dimension of the strategy space is fixed by the dimension of the space spanned by the information  $\vec{\eta}(t)$ , meaning that we obtain a behaviour identical to the one in Fig.1 if we fix  $D \gg 1$  and plot  $\sigma$  as a function of  $d$ . This is quite plausible: the effective freedom in the possible behaviour of the agents is given more by the diversity of the information they react to, than by the number of possible strategies they know (assuming that this number is anyway large). If the information is very homogeneous, there is no point in developing and using a great number of different strategies, since most of them will respond in a very similar way to the available information.

Relations (2) and (3) constitute a closed set of equations for the dynamical evolution of  $P(\vec{R}, t)$ , whose solution, once averaged over  $\vec{\eta}$  and over the initial distribution of the strategies, gives in principle an exact determination of the behaviour of the system. In practice, the presence of the ‘best-strategy’ rule, i.e. the fact that each agent uses the strategy with the highest points, makes the handling of these equations still difficult. From the perspective of statistical physics it is natural, and potentially advantageous, to release the deterministic nature of the above procedure and rather to introduce a thermal description which progressively allows stochastic deviations from the ‘best-strategy’ rule, as a temperature is raised. In this context the ‘best-strategy’ original formulation of the MG can be viewed as a zero temperature limit of a more general model.

Hence we introduce the Thermal Minority Game (TMG), defined in the following way. We allow each agent a certain degree of stochasticity in the choice of the strategy to use at any time step. For each agent  $i$  the probabilities of employing his/her strategy  $a = 1, \dots, s$  is given by,

$$\pi_i^a(t) \equiv \frac{e^{\beta P(\vec{R}_i^a, t)}}{Z_i} \quad , \quad Z_i \equiv \sum_{b=1}^s e^{\beta P(\vec{R}_i^b, t)} \quad , \quad (4)$$

where  $P$  are the points, evolving with eq.(3). Here  $\beta$  is a measure of the power of *resolution* of the agents: when  $\beta \rightarrow \infty$  they are perfectly able to distinguish which is their best strategy, while for decreasing value of  $\beta$  they are more and more confused, until for  $\beta = 0$  they choose their strategy completely at random. Thus,  $\beta$  may also be viewed as the inverse of a temperature  $T$ . What we have defined is therefore a model which interpolates between the original ‘best-strategy’ MG ( $T = 0$ ,  $\beta = \infty$ ) and the random case ( $T = \infty$ ,  $\beta = 0$ ).

It is interesting to consider the consequences of having introduced the temperature in the TMG. Let us fix a value of  $D$  belonging to the worse-than-random phase of the MG (see Fig.1) and ask: What happens to the

variance  $\sigma$  if we now switch on the temperature? We do know that for  $T = 0$  we must recover the same value as in the ordinary MG, while for  $T \rightarrow \infty$  we must obtain the value  $\sigma_r$  of the random case. But what happens in the middle? The answer is very satisfying and it is plotted in Fig.2:  $\sigma(T)$  is not a monotonically decreasing function of  $T$ , but there is a large intermediate temperature regime where  $\sigma$  is *smaller* than the random value  $\sigma_r$ .

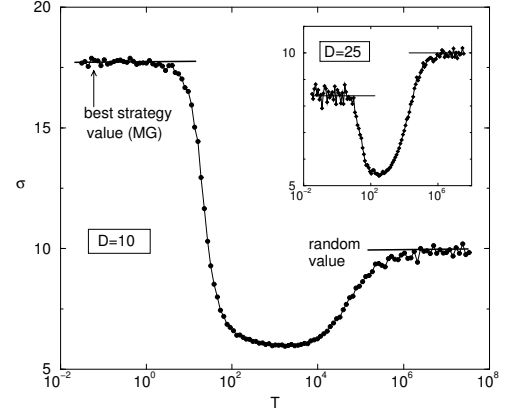


FIG. 2. TMG: The variance  $\sigma$  as a function of the temperature  $T$ , at  $D = 10$ , for  $s = 2$  and  $N = 100$ .  $t = t_0 = 10000$ , 100 samples. In the inset we show  $\sigma(T)$  for  $D = 25 < D_c$ .

The meaning of this result is the following: even if the system is in a MG phase which is worse than random, still there is a way to significantly decrease the volatility  $\sigma$  below the random value  $\sigma_r$ , and this way consists in *not* always using the best strategy, but rather allowing a certain degree of individual error.

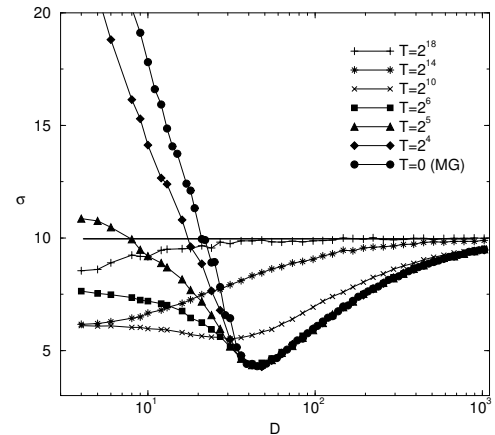


FIG. 3. TMG: The variance  $\sigma$  as a function of the dimension  $D$ , at different values of the temperature  $T$ , for  $s = 2$  and  $N = 100$ .  $t = t_0 = 10000$ , 100 samples.

Note from Fig.2 that the temperature range where the variance is smaller than the random one is more than two orders of magnitude large, meaning that almost every kind of individual stochasticity of the agents improves the global behaviour of the system. Furthermore, as we show in the inset of Fig.2, if we fix  $D$  at a value belonging to the better-than-random phase, but with  $D < D_c$ , a bit of temperature still improves the behaviour of the system, by decreasing the volatility even below the MG value. This can be seen also from Fig.3, where we plot  $\sigma$  as a function of  $D$  at various values of the temperature. On the other hand, for  $D > D_c$  the temperature is no longer able to decrease the volatility below the limiting  $T = 0$  (MG) value, meaning that in this phase it is not possible to optimize further the coordination of the agents.

We turn now to a more formal description of the TMG. Once we have introduced the probabilities  $\pi_i^a$  in eq.(4) it is possible to write a dynamical equation for them. Indeed, from eq.(3), we have,

$$\dot{\pi}_i^a(t) = -\beta \pi_i^a(t) A(t) \left( \vec{R}_i^a - \sum_{b=1}^s \pi_i^b(t) \vec{R}_i^b \right) \cdot \frac{\vec{\eta}(t)}{\sqrt{D}}, \quad (5)$$

where the total bid  $A(t)$  is given by,

$$A(t) = \frac{1}{\sqrt{D}} \sum_{i=1}^N \vec{r}_i(t) \cdot \vec{\eta}(t). \quad (6)$$

Now  $\vec{r}_i(t)$  is a stochastic variable, drawn at each time  $t$  with the time dependent probabilities set  $[\pi_i^1, \dots, \pi_i^s]$ . Note the different notation:  $\vec{R}_i^a$  are the *quenched* strategies, i.e. fixed vectors in  $\Gamma$ , whose positions do not change with time (they are analogous to the quenched exchange disorder in spin-glasses). On the other hand,  $\vec{r}_i(t)$  is the particular strategy drawn at time  $t$  from the set  $[\vec{R}_i^1, \dots, \vec{R}_i^s]$  by agent  $i$  and thus depends on time. In order to better understand equation (5), we recall that  $b_i^a(t) = \vec{R}_i^a \cdot \vec{\eta}(t)/\sqrt{D}$  is the bid of strategy  $\vec{R}_i^a$  at time  $t$  (eq.(1)) and therefore the quantity  $w_i^a(t) \equiv -A(t)b_i^a(t)$  can be considered as the *win* of this strategy (cfr.eq.(3)). Hence, we can rewrite equation (5) in the following more intuitive way,

$$\dot{\pi}_i^a(t) = \beta \pi_i^a(t) [w_i^a(t) - \langle w \rangle_i], \quad (7)$$

where  $\langle w \rangle_i \equiv \sum_{b=1}^s \pi_i^b(t) w_i^b(t)$  is the average win of all the strategies of agent  $i$  at time  $t$ . The meaning of equation (7) is clear: the probability  $\pi_i^a$  of a particular strategy  $\vec{R}_i^a$  increases only if the performance of that strategy is better than the *average* performance of all the strategies belonging to the same agent  $i$ .

Relations (5) and (6) are the exact dynamical equations for the TMG. They do not involve points nor memory, but just probabilities and temperature, and a quenched disorder  $\vec{R}$ . From the perspective of statistical mechanics, this is satisfying and encouraging. The

unusual features of these equations are the multiplicative and quadratic nature of the noise, and especially the fact that the evolution of the probability  $\pi$  depends on a stochastic vector  $\vec{r}$  which, at each time  $t$ , is drawn with  $\pi$  itself. We shall address the problem of finding a solution of the TMG equations in a future work.

Finally, let us note that the TMG (as well as the MG) is not only suitable for the description of market dynamics. Indeed, any natural system where a population of individuals must organize itself in order to optimize the utilization of some limited resources, is qualitatively well described by such a model. A notable example is a mixture of different species (agents) competing for food: the capability of living out of a ‘minority’ resource, i.e. less exploited by other species, is clearly a genetically enormous advantage. We hope that the thermal model we have introduced in this Letter will give more insight into this kind of natural phenomena.

We thank L. Billi, P. Gillin and P. Love for many suggestions, and N.F. Johnson and I. Kogan for useful discussions. This work was supported by EPSRC Grant GR/M04426 and EC Grant ARG/B7-3011/94/27.

- 
- [1] D. Challet and Y.-C. Zhang, Physica A **246**, 407 (1997).
  - [2] This kind of ‘minority dynamics’ was originally introduced by W.B. Arthur in the *El Farol* bar problem; Amer. Econ. Assoc. Papers and Proc. **84**, 406 (1994).
  - [3] R. Savit, R. Manuca and R. Riolo, Phys. Rev. Lett. **82**, 2203 (1999).
  - [4] D. Challet and Y.-C. Zhang, Physica A **256**, 514 (1998).
  - [5] Y.-C. Zhang, Europhys. News **29**, 51 (1998).
  - [6] N.F. Johnson, M. Hart and P.M. Hui, cond-mat/9811227 (1998).
  - [7] R. D’hulst and G.J. Rodgers, cond-mat/9902001 (1999).
  - [8] A. Cavagna, cond-mat/9812215 (1998), to be published on Phys. Rev. E, Rapid Comm. (April 1999).
  - [9] In the economics community such a situation is often described as *sun-spot* equilibrium: Can publicly available information which has no connection at all with the market (as the sun-spot activity) have any effect on the stock prices? In many cases the answer is: Yes, if the agents *believe* that this information is relevant. This is what happens in the MG. (We thank M. Marsili for bringing to our attention the concept of sun-spot equilibrium).
  - [10] The factor  $1/\sqrt{D}$  ensures that the scaling for  $D \rightarrow \infty$  is the same as in the binary MG. We have constrained strategies on a sphere in order to avoid too large values of the bid. We could equally achieve this by assuming  $\Gamma \equiv \mathbb{R}^D$  and drawing both the strategies and the noise with a Gaussian distribution. The two descriptions are equivalent and give qualitatively analogous results.