

SiC(0001): a surface Mott-Hubbard insulator

V.I. Anisimov¹, A.E. Bedin¹, M.A. Korotin¹, G. Santoro^{2,3}, S. Scandolo^{2,3}, E. Tosatti^{2,3,4}

¹*Institute of Metal Physics, Ekaterinburg, GSP-170, Russia*

²*International School for Advanced Studies (SISSA), Via Beirut 2, Trieste, Italy*

³*Istituto Nazionale per la Fisica della Materia (INFM), Via Beirut 2, Trieste, Italy*

⁴*International Centre for Theoretical Physics (ICTP), Trieste, Italy*

(February 25, 2018)

We present ab-initio electronic structure calculations for the Si-terminated SiC(0001) $\sqrt{3} \times \sqrt{3}$ surface. While local density approximation (LDA) calculations predict a metallic ground state with a half-filled narrow band, Coulomb effects, included by the spin-polarized LDA+U method, result in a magnetic (Mott-Hubbard) insulator with a gap of 1.5 eV, comparable with the experimental value of 2.0 eV. The calculated value of the inter-site exchange parameter, $J = 30$ K, leads to the prediction of a paramagnetic Mott state, except at very low temperatures. The observed Si 2p surface core level doublet can naturally be explained as an on-site exchange splitting.

PACS Numbers: 73.20.At, 75.30.Fv, 75.30.Pd, 71.15.Mb

The fractional adlayer structures on semiconductors show rich phase diagrams with potential instabilities of charge density wave (CDW) and spin density wave (SDW) type at low temperatures, as well as Mott insulating phases [1]. The (0001) $\sqrt{3} \times \sqrt{3}$ surface of hexagonal SiC, (as well as the closely analogous (111) $\sqrt{3} \times \sqrt{3}$ of cubic SiC) expected from standard LDA calculations to be a 2D metal with a half-filled narrow band of surface states in the bulk energy gap [2,3] – is instead experimentally proven to be an insulator with a rather large (2.0 eV) band gap [4,5]. It has been suggested that this system is a Mott insulator [6] due to the large value of ratio U/W , where U is the Coulomb interaction parameter, of the order of several eV, and W is the surface bandwidth, calculated to be about 0.35 eV [2,3]. Very recent STM data further confirm this picture [7]. However, a detailed electronic description of the ensuing state and of its magnetic implications is not yet available.

Here we present a novel electronic structure calculation for this system, based on the LSDA+U method [8], which is able to take into account Coulomb interactions between localized electrons. The result – an insulating surface, with a large intra-adatom exchange splitting, but an exceedingly weak antiferromagnetic inter-adatom exchange coupling – is now in quantitative agreement with available photoemission data.

The generalized LSDA+U method [9] is devised to partially cure the weakness of the local spin density approximation (LSDA) functional in dealing with interacting electrons in strongly localized orbitals, by supplementing the standard LSDA functional, $E^{\text{LSDA}}[\rho^\sigma(\mathbf{r})]$ where $\sigma = \uparrow, \downarrow$, with a mean-field Hartree-Fock factorization, E^U , of the screened Coulomb interaction V_{ee} among electrons in localized atomic orbitals i, m . (Here i collectively labels the quantum number n , the angular momentum l , and the atomic site, while m labels the projection of the angular momentum.) The generalized LSDA+U functional is then written as:

$$E^{\text{LSDA+U}} = E^{\text{LSDA}}[\rho^\sigma(\mathbf{r})] + \sum_i E^U[\{n^{i,\sigma}\}] - E_{\text{dc}}, \quad (1)$$

where $n^{i,\sigma} = n_{mm'}^{i,\sigma}$ is the localized orbital occupation density matrix. Double counting of the localized orbital contribution to the energy, already included by LSDA in an average way, is taken into account, in Eq. (1), by subtracting a compensating term

$$E_{\text{dc}} = \frac{1}{2} \sum_i [UN_i(N_i - 1) - J \sum_\sigma N_i^\sigma(N_i^\sigma - 1)], \quad (2)$$

where U and J are the screened Coulomb and exchange parameters [10,11], $N_i^\sigma = \sum_m n_{mm}^{i,\sigma}$, and $N_i = N_i^\uparrow + N_i^\downarrow$.

Minimization of this modified functional with respect to the charge density $\rho^\sigma(\mathbf{r})$ and the orbital occupation $n_{mm'}^{i,\sigma}$ leads to an effective single particle Hamiltonian

$$\hat{H} = \hat{H}_{\text{LSDA}} + \sum_{i,\sigma} \sum_{mm'} |im\sigma\rangle V_{mm'}^{i,\sigma} \langle im'\sigma| \quad (3)$$

which corrects the usual LSDA potential through a localized orbital contribution of the form:

$$\begin{aligned} V_{mm'}^{i,\sigma} = & \sum_{\{m\}} \{ \langle m, m'' | V_{ee} | m', m''' \rangle (n_{m''m'''}^{i,\sigma} + n_{m''m'''}^{i,-\sigma}) \\ & - \langle m, m'' | V_{ee} | m''', m' \rangle n_{m''m'''}^{i,\sigma} \} \\ & - U(N_i - \frac{1}{2}) + J(N_i^\sigma - \frac{1}{2}). \end{aligned} \quad (4)$$

Important ingredients in the calculation are the matrix elements of screened Coulomb interaction V_{ee} which we parameterize, in analogy with the atomic case, in terms of effective Slater integrals F^k [12] which, in turn, can be linked to the Coulomb and Stoner parameters U and J , as obtained from LSDA-supercell constrained calculations [11,13]. For Si, we apply the above corrections to 3p states only, since 3s states are fully occupied. The calculated Coulomb and Stoner parameters for Si 3p states are

$U = 8.6$ eV and $J = 1$ eV, respectively. The electronic structure calculations we have performed rely on the Linear Muffin-Tin Orbitals (LMTO) method [14], and use the Stuttgart TBLMTO-47 code. An important point is that the calculation allows us, through the Green's function method, to evaluate the effective inter-site exchange interaction parameters J_{ij} , as second derivatives of the ground state energy with respect to the magnetic moment rotation angle [15,9].

The SiC(0001) $\sqrt{3} \times \sqrt{3}$ surface was simulated by a slab containing two SiC bilayers plus a Si adatom layer. The Si adatoms were placed in the T_4 positions of the upper (Si) surface. All atomic positions were fixed to the values calculated by Ref. [2]. The bottom surface (C atoms of fourth atomic layer) was saturated with hydrogen atoms. A standard LDA calculation for the $\sqrt{3} \times \sqrt{3}$ unit cell containing one Si adatom gave, as expected, a metallic ground state with a half-filled narrow band situated within the energy gap of bulk SiC (Fig. 1). This surface band originates from the dangling bonds of the Si adatoms (p_z -orbitals). The corresponding Wannier function, however, contains less than 50% of the adatom p_z orbitals, for, as is well-known [2], it extends itself down into the first SiC bilayer.

The LSDA+U method, relying on a Hartree-Fock-like mean-field approximation, can only deal with statically long-range ordered ground states. It is generally believed [16] that a triangular lattice of electrons at commensurate filling, with nearest neighbor hopping, and a strong Hubbard repulsion – i.e., in the Heisenberg limit – possesses, in spite of strong quantum fluctuations, a three-sublattice 120° -Néel long-range order – a commensurate spiral spin density wave with 120° spins lying on a plane. This kind of non-collinear magnetic order can in principle be handled by LSDA+U, through a straightforward extension of the functional. However, that extension makes the scheme not only computationally heavier, but of intrinsically worse quality than the corresponding collinear calculation, as recently found in another case [17]. We therefore decided to carry out our calculation in the correct three-sublattice supercell (with three Si adatoms) but to restrict to collinear magnetic moments. Non-collinearity is then taken into account within a much less computationally heavy Hubbard model, the resulting small value of antiferromagnetic coupling further supporting the superior accuracy of this approach.

We started our LSDA+U calculation assuming two adatoms with a finite spin-up projection of the magnetic moment, and the third with spin-down. The result converges to a stable magnetic insulating ground state with an energy gap of 1.5 eV, which compares rather well with the experimental value of 2.0 eV [5]. The corresponding energy bands are shown in Fig. 2. Of the three spin-up bands, two are occupied and one is empty, (Fig. 2(a)), whereas for spin-down electrons (Fig. 2(b)) one band is occupied and two are empty. Consequently, there is a

net magnetization corresponding to one spin for three adatoms. Of course, this net magnetic moment will disappear in the true noncollinear antiferromagnetic state, (except perhaps for a small fraction which might be stabilized by surface spin-orbit coupling).

As a further check that the restriction to collinear spins does not really alter the main features of the bands in a substantial way, we performed a Hubbard model calculation for the possible 3×3 magnetic phases, within a Hartree-Fock (HF) treatment [1]. Restricting ourselves to a one-band model with a nearest-neighbor hopping $t \approx 0.04$ eV (as extracted from the LDA surface bandwidth), we use an effective Hubbard U roughly equal to the ab-initio energy gap of ≈ 1.5 eV. The results for the two magnetic solutions found are shown in Fig. 3(a,b). Fig. 3(a) shows the linear SDW solution with a uniform magnetization $m^z = 1/3$, which compares rather well with the ab-initio surface bands. Allowing for non-collinear spins, we then obtain the spiral SDW solution whose bands are shown in Fig. 3(b). We stress the fact that the spiral SDW is the actual HF ground state, while the linear SDW is only a metastable state. We note, however, that the ground state energies of the two solutions differ by less than 0.5 meV/adatom, so that unrealistically precise ab-initio calculations would be necessary to decide which of the two is the actual ground state. Moreover, the HF bands for the two solutions are rather similar, apart from some extra splittings introduced by the collinear magnetic solution. It is not clear whether the present resolution of photoemission data [4,5] would allow to distinguish between these two slightly different sets of bands.

Coming back to the ab-initio study, we have calculated a magnetic moment for the Si adatom of approximately $0.6\mu_B$. This reduction is of course not due to quantum fluctuations, absent in the LSDA+U, but to the subsurface delocalization of the Wannier function, whose weight is only about half on the Si adatom. For the same reason, the energy gap value of 1.5 eV is roughly 4–5 times smaller than the bare U value. In fact, the LSDA+U correction to the potential of a particular orbital $m\sigma$ is roughly proportional to $U(1/2 - n_{m\sigma})$, and the splitting of the potentials for spin-up and spin-down p_z -orbitals of Si adatoms is proportional to the magnetic moment on the adatom. This means that this potential splitting can be estimated to be roughly $U/2$. If one takes into account that the potential correction is applied to Si3p-orbital, which is about one half of the total Wannier function corresponding to the half-filled band, its effect on the energy splitting ΔE will be further reduced by a factor two, yielding roughly $\Delta E \approx U/4$, close to the value obtained in our actual LSDA+U calculation.

We have also calculated the value of the inter-site exchange parameter J_{ij} corresponding to the interaction between the spins of the electrons localized on neighboring Si adatoms, and obtained a value of $J_{ij} = 30K$.

The corresponding one-band Hubbard model estimate is $J_{ij} = 4t^2/U_{\text{eff}}$, where t is the nearest-neighbor hopping parameter and U_{eff} is the effective Coulomb Hubbard U . Taking U_{eff} of the order of the energy gap (≈ 2 eV) and $t = 0.04$ eV, we obtain 37K, which agrees quite well with the LSDA+U result.

The existence of finite magnetic moments on the Si adatoms should be experimentally detectable. Methods which require magnetic long-range order do not seem viable, since the only circumstance where a finite-temperature order parameter could survive in this frustrated 2D magnetic system, would be in presence of a large spin-orbit induced magnetic anisotropy favoring out-of-surface ordering, which we do not have reason to expect. Therefore, without ruling out the possibility of low-temperature ordering, we believe that the SiC(0001) $\sqrt{3} \times \sqrt{3}$ surface will be in an overall paramagnetic Mott insulating state, in spite of the existence of an on-site moment, at least down to liquid nitrogen temperature.

The situation is much more promising at the intra-atomic level. Here, exchange splittings in the Si adatom $2p$ core levels should be large and detectable. One complication is that the adatom dangling bond has a predominant $3p_z$ character, which breaks the core level symmetry between $2p_z$ and $2p_{x,y}$ by an amount not negligible in comparison to spin-orbit coupling and exchange. The $2p$ core hole will exhibit a 6-fold multiplet resulting from the joint effect of intra-atomic exchange, asymmetry, and spin-orbit. An estimate for the multiplet splitting is obtained by assuming the valence electrons to be distributed with weights α in $3p_z \uparrow$, and $\beta/4$ in each $3p_{x,y} \uparrow\downarrow$. For $\lambda_{\text{SO}} = 0$, we calculate a bare asymmetry splitting $\Delta = \epsilon_{2p_x\uparrow} - \epsilon_{2p_z\uparrow} = \alpha[(J_{zz} - J_{zx}) - (K_{zz} - K_{zx})] + (\beta/4)[2(K_{zz} - K_{zx}) - (J_{zz} - J_{zx})]$, where $K_{zz(x)} = (2p_{z(x)}, 3p_z|e^2/|\mathbf{r}_1 - \mathbf{r}_2||2p_{z(x)}, 3p_z)$, and $J_{zz(x)} = (2p_{z(x)}, 3p_z|e^2/|\mathbf{r}_1 - \mathbf{r}_2||3p_z, 2p_{z(x)})$, are Coulomb and exchange integrals. The first square bracket dominates, and is estimated by a Si^+ Hartree-Fock calculation to be about 1 eV, so that $\Delta \approx \alpha$ (eV). Since only about 50% of the dangling bond orbital is $3p_z$, we obtain the desired crude estimate $\Delta \approx 0.5$ eV. Exchange splittings are large for the $2p_z$ case and small for the $2p_{x,y}$, reflecting the large differences in the corresponding exchange integrals J_{zz} and J_{zx} . When we include the spin-orbit interaction $\lambda_{\text{SO}}\mathbf{L} \cdot \mathbf{S}$, the final core hole levels are obtained as in Fig. 4. For $\lambda_{\text{SO}} = 0.4$ eV we find a roughly three-peaked structure, the broad central peak four times as strong as each side peak. This offers an alternative explanation of the experimental lineshape [18] (see Fig. 4) in terms of a single exchange-split multiplet, rather than two chemically inequivalent sites S_1 and S_2 [18] whose existence is otherwise not supported.

Additional direct experimental evidence for the Mott-Hubbard state could be obtained by a careful study

of adatom ($3p_z$, $3p_z$) Auger spectral intensities, which should be easily singled out owing to the large gaps. The probability of double occupancy of the adatom dangling bond orbital should be almost completely suppressed, dropping from the band value of 1/4, to a value of order t/U which is one order of magnitude smaller. Even considering that only half of the orbital is adatom $3p_z$, this surface should show a ($3p_z$, $3p_z$) Auger intensity which, by comparison with the remaining (3p,3p) values, is anomalously small, as a proof of its Mott-Hubbard state.

More experimental and theoretical effort is clearly called for to check these strong correlations and related magnetic effects, possibly the first of this magnitude to be suggested for an sp bonded, valence semiconductor surface.

We thank S. Modesti for useful discussions. Work at SISSA was partially supported by INFM through PRA LOTUS and HTSC, by MURST through COFIN97, and by the EU, through contracts ERBCHRXCT940438 and FULPROP ERBFMRXCT970155. Work at IMP was supported by the Russian Foundation for Basic Research grant RFFI-98-02-17275.

-
- [1] G. Santoro *et al.*, Surf. Sci. **402-404**, 802 (1998); G. Santoro, S. Scandolo, E. Tosatti, Phys. Rev. B **59**, 1891 (1999).
 - [2] J.E.Northrup and J.Neugebauer, Phys. Rev. B **52**, R17001 (1995)
 - [3] M. Sabisch, P. Kruger, and J. Pollmann, Phys. Rev. B **55**, 10561 (1997).
 - [4] L. I. Johansson *et al.*, Surf. Sci. **360**, L478 (1996);
 - [5] J.-M. Themlin *et al.*, Europhys. Lett. **39**, 61 (1997).
 - [6] J.E. Northrup and J. Neugebauer, Phys. Rev. B **57**, R4230 (1998).
 - [7] V. Ramachandran and R.M. Feenstra, Phys. Rev. Lett. **82**, 1000 (1999).
 - [8] V.I. Anisimov, J. Zaanen and O.K. Andersen, Phys. Rev. B **44**, 943 (1991); V.I. Anisimov, F. Aryasetiawan, A.I. Lichtenstein, J. Phys.: Condens. Matter **9**, 767 (1997).
 - [9] A.I. Lichtenstein, J. Zaanen, V.I. Anisimov, Phys. Rev. B **52**, R5467 (1995).
 - [10] O. Gunnarsson *et al.*, Phys. Rev. B **39**, 1708 (1989).
 - [11] V. I. Anisimov and O. Gunnarsson, Phys. Rev. B **43**, 7570 (1991).
 - [12] B.R.Judd, *Operator techniques in atomic spectroscopy*, McGraw-Hill, New York, 1963.
 - [13] V.I. Anisimov *et al.*, Phys. Rev. B **48**, 16929 (1993).
 - [14] O.K.Andersen, Phys. Rev. B **12**, 3060 (1975).
 - [15] A.I. Liechtenstein *et al.*, J. Magn. Magn. Mater. **67**, 65 (1987).
 - [16] B. Bernu, C. Lhuillier, and L. Pierre, Phys. Rev. Lett. **69**, 2590 (1992); L. Capriotti, A. Trumper, and S. Sorella,

Figures

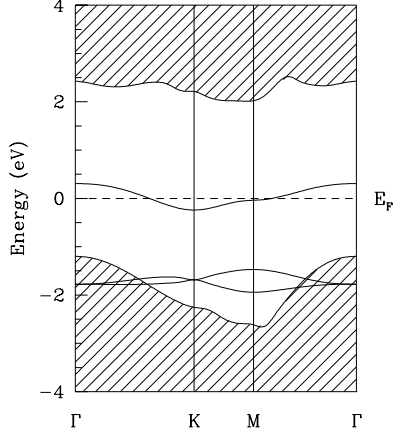


FIG. 1. Energy bands obtained from a standard LDA calculation for the SiC(0001) $\sqrt{3} \times \sqrt{3}$ surface. Brillouin zone notations correspond to a unit cell with one Si adatom. Energy is measured from the Fermi level. Note the narrow half-filled surface band.

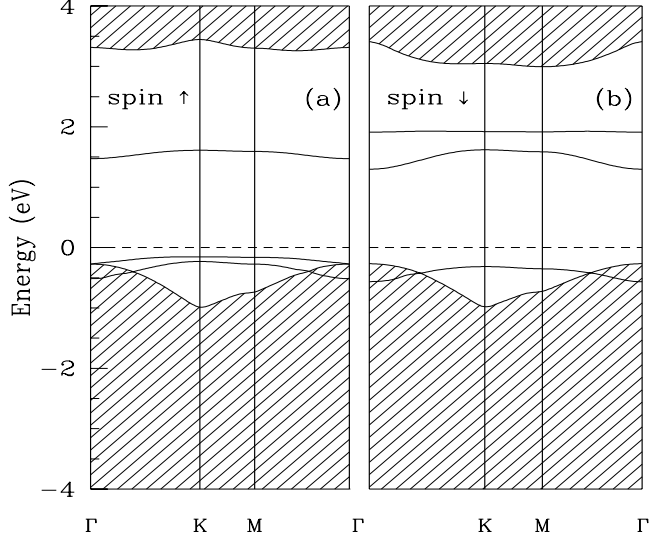


FIG. 2. LSDA+U energy bands for the spin-polarized collinear state of SiC(0001) 3×3 surface. Brillouin zone notations correspond to the unit cell with three Si adatoms. (a): spin-up electrons, (b): spin-down electrons. Energy is measured from the Fermi level. Note the insulating state, with a gap of about 1.5 eV.

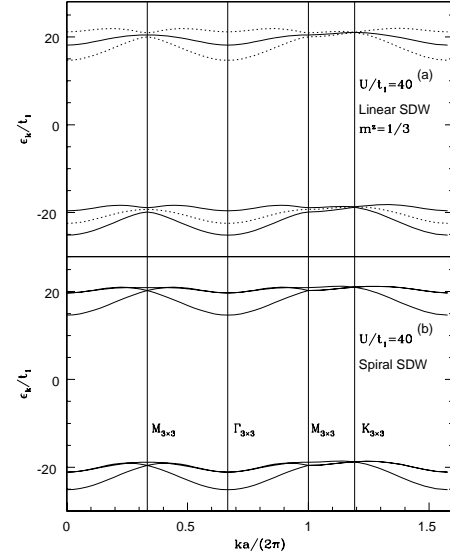


FIG. 3. Tight-binding HF electronic bands along high symmetry directions of the Brillouin Zone for the one-band Hubbard model at $U_{\text{eff}}/t_1 = 40$ for the two magnetic solutions: (a) linear SDW with a net uniform magnetization $m^z = 1/3$; (b) spiral SDW, with finite on-site magnetization, and $m^z = 0$. Solid and dashed lines denote up and down bands, respectively.

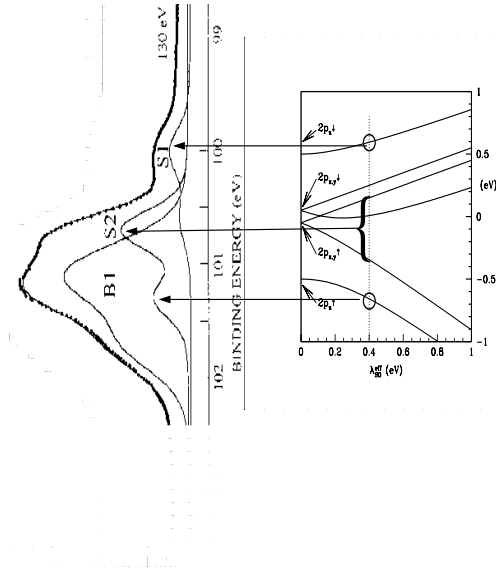


FIG. 4. Si 2p core levels calculated as a function of spin-orbit coupling, in comparison with photoemission data and original fitting in terms of bulk (B1) and two surface sites S1 and S2 by Johansson *et al.* [18]. Upon inclusion of intra-atomic exchange splitting the whole surface contribution S1+S2 can be explained as due to a single site.