

Towards an Explanation of the Mesoscopic Double-Slit Experiment, a new model for charging of a Quantum Dot

P.G. Silvestrov^{1,2} and Y. Imry²

¹Budker Institute of Nuclear Physics, 630090 Novosibirsk, Russia,

²Weizmann Institute of Science, Rehovot 76100, Israel

For a quantum dot (QD) in the intermediate regime between integrable and fully chaotic, the widths of single-particle levels naturally differ by orders of magnitude. In particular, the width of one strongly coupled level may be larger than the spacing between other, very narrow, levels. In this case many consecutive Coulomb blockade peaks are due to occupation of the same broad level. Between the peaks the electron jumps from this level to one of the narrow levels and the transmission through the dot at the next resonance essentially repeats that at the previous one. This offers a natural explanation to the recently observed behavior of the transmission phase in an interferometer with a QD.

PACS numbers: 73.23.Hk, 05.45.-a, 73.20.Dx

In spite of much progress in the fabrication and experimental investigation of ultrasmall few-electron devices – such as Quantum dots [1], many experimentally observed features of these systems still remain unexplained.

A challenging problem which has resisted adequate theoretical interpretation arises from the experiment [2] which determines the phase of the wave transmitted through the QD [3]. The main goal of this paper will be to find a mechanism which may lead to a satisfactory explanation of these results. Hopefully our approach will also allow to shed some light on other open problems concerning the Coulomb blockade (CB) [4] in QD-s.

In the experiment of ref. [2], in addition to the conductance of the QD, the phase of the electron transmitted through the QD was measured via an interference arrangement. In accordance with the Breit-Wigner picture, the phase increased by π around each CB peak. Absolutely unexpected, however, was a fast jump of the phase by π between the resonances near the minimum of the transmitted current. Such a behavior is in evident contradiction with what one would expect if the transmission of the current proceeds via consecutive levels in 1-dimensional quantum well.

In a two-dimensional QD the phase drops associated with the nodes of the transmission amplitude arise already within the single-particle picture [5,6]. However, in order to have a sequence of such events one should consider a QD of a very special form. The model of ref. [7] also does not allow to explain the series of drops. The mechanism of refs. [8,9] makes nontrivial assumptions on the geometry of the QD and the way it changes

under the change of plunger gate voltage. An interesting generic mechanism suggested recently in ref. [10] may indeed lead to the correlations in transmission at many consecutive valleys, but the predicted phase behavior differs from what has been seen experimentally.

In this paper we propose a mechanism according to which the transmission at many CB peaks proceeds through one and the same level in the QD. This means that the phases at the wings of different resonances should coincide and the increase by π at the resonance must be compensated. This compensation occurs via narrow jumps between the resonances and is accompanied by a fast rearrangement of the electrons in the dot.

Although the experiment [2] was clearly done in the CB regime, the widths of the resonances turned out to have been anomalously large, only few times smaller than the charging energy. Also the widths and heights of all observed resonances are very similar. These surprising features of the results of ref. [2], which have not attracted so wide an attention as the phase jumps, also find a natural explanation within our picture. Our mechanism requires the QD not to be fully chaotic (neither do we require an integrable QD). It is not clear, how chaotic was the dot used in the experiment. However, the QD containing 200 electrons was 50 times smaller than the nominal elastic mean free path. Thus, disorder should not have been essential for the dynamics of the electrons.

It is generally believed that the CB is observed only if the widths of resonances are small compared to the single-particle level spacing in the dot. This condition assumes that couplings of all levels to the leads are of the same order of magnitude. However, as we will show, even for nonintegrable ballistic QD-s the widths of the resonances may vary by orders of magnitude. In this case it does not make sense to compare the width of few broad resonances with the level spacing, determined by the majority of narrow, practically decoupled, levels. To create an explanation of the phase behavior, we will first show that coexistence of narrow and broad resonances is quite natural in ballistic QD-s with relatively strong coupling to the leads. Then, we will analyze how the CB and filling of the levels in the dot are changed in the presence of a dominant single broad resonance.

A simple example of a system for which the widths differ drastically is the integrable QD [8,9]. However, it is hard to believe that the large ($N_e = 100 - 1000$) QD may be even close to integrable. Nevertheless, at least in classical mechanics, a considerable gap is left between inte-

grable and fully chaotic systems. Even in a nonintegrable dot two kinds of trajectories – quasi-periodic and chaotic may coexist. In this case, in 2-dimensions any trajectory (even a chaotic one!) does not cover all the phase space allowed by energy conservation. Consequently, the corresponding wave functions do not cover all the area of the QD. If such a regime is realized in QD-s, it easily explains why the widths of the resonances may vary by orders of magnitude. Moreover, many other features of such a QD may differ strongly from those of the chaotic QD [16]. To illustrate this idea we performed numerical simulations for a model QD of a size l with a simple polynomial potential (a smooth QD coupled to two leads)

$$V = 4x^2 \left(1 - \frac{x}{l}\right)^2 + y + \frac{x^2}{4l} \left(1 + 2 \frac{x}{l}\right)^2 : (1)$$

Due to the strong mixing of the x and y coordinates the dot is expected to be nonintegrable, but, similarly to the experimental geometry [2], it is approximately symmetric. For simulations we considered the QD on the lattice and used $l = 10$ which was equivalent to 50 lattice spacings. The kinetic term is given by the standard nearest neighbor hopping. Below we present the results of calculations with the hopping matrix element $t = 18$ which corresponds to the dot with 100 electrons or 200 if the spin is included (similar numbers to those in the experiment). We have used the potential V of Eq.(1) for $0 < x < l$. The lead formed by the potential $V = 3y^2$ was attached at $x < 0$ and a hard wall at $x = l$. Only one mode may propagate along the lead within the energy interval $1.5 < E < 4.7$. The phase of the electron in the lead was not fixed and we were able to find a solution of the Schrodinger equation at any energy.

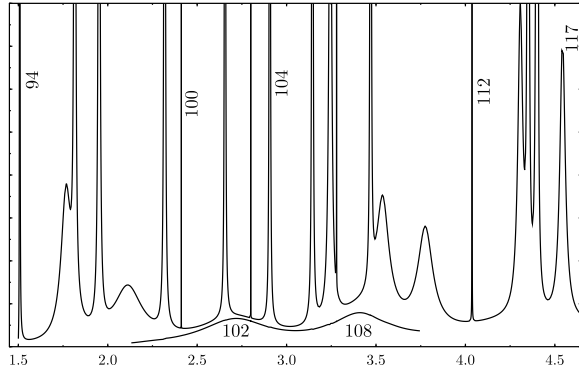


FIG. 1. The energy dependence of the probability to find the electron in the QD for fixed incoming current. Numbers of some of the levels in the dot are shown explicitly. The lower curve is the result of subtraction of the narrow resonances, which allowed to resolve the strongly coupled level # 108.

The probability to find an electron in the dot as a function of energy for fixed in- and out-going current in the lead is shown in Fig. 1. An analytic formula for this quan-

tity (related to the dwell time) consists of a sum of simple Breit-Wigner peaks. Above-barrier resonances with very different widths are seen in the figure. (Introduction of a true tunnel barrier will make the resonances too narrow for our QD). We focus on the two broad resonances # 102 and # 108. In fact only # 102 is seen directly. In order to see # 108, one should subtract the contributions of all the narrow peaks. Our simulations with other forms of V and other values of t show that very often the broad levels are hidden under narrow peaks. We have especially chosen the example where the broad peak # 102 happens to be surrounded by only weakly coupled levels and therefore is visible even without manipulations. The price for that is a large number of simple (associated with almost periodic classical motion) eigenfunctions around # 102. The purpose of our numerical example is to show that broad levels (with $n = 1$) are rather natural for ballistic QD-s. For the two levels in Fig. 1 one has $n_{102} = 42$, $n_{108} = 38$ and $n_{106} = 65$ (spin included). We did not make the peaks broader (e.g. by tuning t) in order to have them visible.

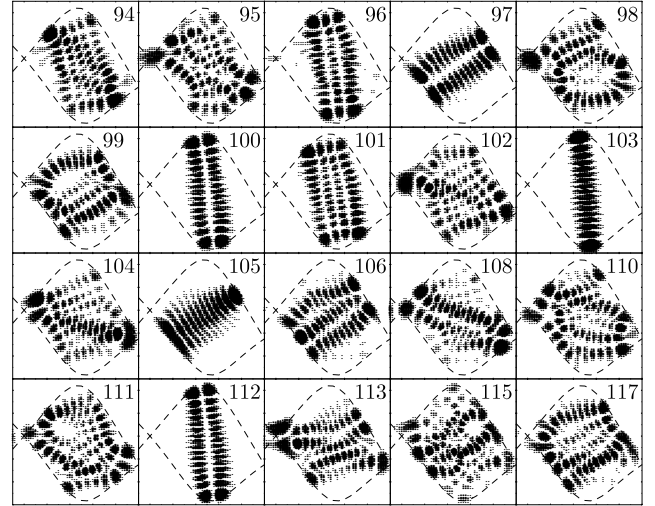


FIG. 2. The density of electrons in the dot for the levels shown in Fig. 1. The line $V = 0$ is shown dashed. The single-channel wire is attached from the left. About 95% of the norm of the wave function in the dot is shown. The "twin copies" (such as 100 and 112) of levels 94, 96, 101, 103 are not shown.

The origin of the hierarchy of widths becomes clear from Fig. 2, where we have plotted j^2 in the QD at the resonances. The quantized version of different variants of classical motion may be found on this figure. The most narrow level # 103 corresponds to a short stable transverse periodic orbit. Other broader levels, such as # 96; 106, may be considered as the projections of the invariant tori corresponding to quasi-periodic classical motion. This classical trajectory reaches the line $V(x; y) = E$ only at few points. A simple semiclassical consideration

allows to estimate the "size" of these points $i=3 \quad 2=3$. The candidates for chaotic classical motion (e.g. #110) also correspond to relatively broad resonances [11]. Even in this case only a part of QD is covered by the trajectory.

The nature of the most interesting level #102 is clarified by Fig. 3 where we show the density of electrons in the QD at the left and right wings of this resonance. One sees that our broad level is in fact the superposition of two contributions whose strengths depend on energy (within the resonance), allowing us to resolve them. One contribution corresponds to the strongly coupled quasi-periodic trajectory (left), having the "turning point" $V(x;y) = 0$ just at the left contact (and reaching also the right contact due to the symmetry of the dot). The other contribution comes from the true periodic trajectory (right). Two quantum states in the dot become mixed via interaction with the wire and form one broad (#102) and one decoupled (#104) resonance [12].

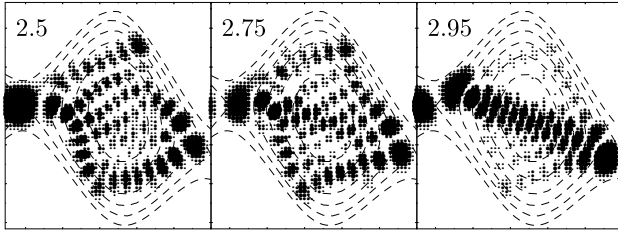


FIG. 3. Decomposition of the level 102 into parts corresponding to simple classical trajectories. Numbers are the energies for which the figures were done.

We have repeated the calculations several times for slightly different V and in a broad range of variation of the hopping. Typically, these simulations resulted in pictures similar to Fig. 1 with extremely narrow, broad and intermediate resonances and the origin of the broad peaks was explained by simple classical arguments.

With our numerical example we have investigated only the single-particle properties of the ballistic nonintegrable QD. Now we turn to the many-particle effects. First, the parameters of the dot are slowly changed with plunger gate voltage V_g . To take this effect into account, let the levels in the dot now as

$$\epsilon_i = \epsilon_i(V_g = 0) - V_g; \quad i = 1; 2; 3; \dots; \quad (2)$$

The occupied levels are now those with $i \leq 0$. The energies of the electrons in the wire are given by

$$\epsilon(k) = k^2/2m - E_F; \quad (3)$$

Here $k = n\pi/L$ with large integer n and L is the length of the wire. Suppose that only one (N -th) level in the dot is coupled strongly to the wire. Let the corresponding matrix element be t_N and

$$t_N = 2 \int_{-N}^N \epsilon_N \epsilon_N d\epsilon_N = d^2 \quad (4)$$

The widths of the other levels are smaller than the level spacing and may be neglected in the first approximation. The charging energy is still very large U_{CB} . We shall show that transmission of a current at about $\epsilon = 0$ consecutive CB peaks will proceed through one and the same level ϵ_N in the dot.

Let us start with spinless electrons. The second order correction to the total energy of the wire and QD, when the N -th level lies far above the Fermi energy ($\epsilon_N(V_g) \gg \epsilon_F$), is

$$E_{tot}^{(0)} = \int_0^{\epsilon_F} \frac{\epsilon_N^2(k)}{\epsilon_N} \frac{L}{2} dk = \frac{L}{2} \ln \frac{4\epsilon_F}{\epsilon_N(V_g)}; \quad (5)$$

The levels in the wire are lowered due to the repulsion from the unoccupied level ϵ_N . Generalization of this result for the case of negative ϵ_N , $\epsilon_N < 0$ (the broad level being below the Fermi energy) is straightforward (note that the level ϵ_N is occupied, not the level ϵ_1 as one might expect):

$$E_{tot}^{(0)} = \epsilon_N \frac{L}{2} \ln \frac{4\epsilon_F}{\epsilon_N^2} \quad (6)$$

Here the first ϵ_N accounts for the energy loss due to replacement of one electron from lead to the dot. The second order level shift now includes both lowering of levels with $\epsilon(k) < \epsilon_N$ and raising of those with $\epsilon(k) > \epsilon_N$. The perturbative treatment fails for $\epsilon_N \approx \epsilon_F$, but the corresponding shifts of levels below and above ϵ_N evidently compensate each other, which is equivalent to taking the principal value of the integral in Eq. (5).

Finally, the exact solution for a single state interacting with a continuum is also known (e.g. [13]). A precise treatment of this Breit-Wigner-type situation, along the lines of ref. [14], yields for $E_F \gg \epsilon_N$:

$$E_{tot}^{(0)} = \frac{L}{4} \ln \frac{16\epsilon_F^2}{\epsilon_N^2 + \epsilon_F^2} + 2\epsilon_N \cot^{-1} \frac{\epsilon_F}{\epsilon_N}; \quad (7)$$

which coincides with the Eqs. (5,6) at $\epsilon_N \gg \epsilon_F$.

Let us now consider the branch where the level ϵ_1 is occupied. The energy of this electron is $\epsilon_1(V_g)$. However, adding one more electron via the hopping t_N now costs $\epsilon_N(V_g) + U_{CB}$. The ensuing reduction of the downward shift of the level $E_{tot}^{(1)}$ is of crucial importance. The analog of Eq. (5) for $V_g < U_{CB}$ now reads

$$E_{tot}^{(1)} = \epsilon_1 \frac{L}{2} \ln \frac{4\epsilon_F}{\epsilon_N + U_{CB}}; \quad (8)$$

The initial energy of the electron gas in the leads may be included as an additive constant in eqs. (6,7,8).

For small V_g one has $E_{tot}^{(0)} < E_{tot}^{(1)}$ and the Eqs. (5,7,6) describe the true ground state of the system. However, the two functions $E_{tot}^{(0)}(V_g)$ and $E_{tot}^{(1)}(V_g)$ cross at

$$\Gamma_N(V_g) = \frac{U_{CB}}{\exp[2(\Gamma_N - \Gamma_1)g + 1]} \quad (9)$$

and the ground state jumps onto the branch $E_{\text{tot}}^{(1)}$. The energy of the current-tunneling virtual state N is positive again. Thus, the transmission amplitude phase had returned to what it was before the process of filling of state N and the subsequent sharp jump into the state where level 1 is filled. It is the latter jump which provides the sharp drop by π of the transmission phase, following its increase by π through the broad resonance. Many $(\Gamma_N - \Gamma_1) \ln(U_{CB})$ consecutive resonances are due to the transition via one and the same level N .

For electrons with spin the Breit-Wigner-related formula (7) does not work. However, far from the resonance the perturbation theory may still be used (we assume that the temperature is high enough to be away from the Kondo effect [15]). Eq. (5) acquires only the overall factor 2 due to spin $E_{\text{tot}}^{(0)} \rightarrow 2E_{\text{tot}}^{(0)}$. The logarithm in Eq. (8) is also multiplied by 2. Instead of Eq. (6) one has

$$E_{\text{tot}}^{(0)} = \Gamma_N \frac{1}{2} \ln \frac{4E_F}{\Gamma_N} + \ln \frac{4E_F}{\Gamma_N + U_{CB}} \quad (10)$$

The first logarithm here is the second-order correction due to the jumps from the occupied orbital in the dot back to the wire. Another logarithm accounts for the jumps from the wire onto the second, unoccupied orbital. The ground state of the system is now doubly degenerate due to two orientations of spin in the dot. The result (9) is basically unchanged.

Taking into account the different sensitivities of longitudinal and transverse modes to the plunger [8,9] may allow to keep our broad level Γ_N even longer within the relevant strip of energy. This may provide an explanation of even longer sequences of resonances accompanied by the jumps. In a more refined approach, adding new electrons into the QD should cause a change of the self-consistent potential $V(x,y)$. The total energy of the dot and the wire will be lowered in the presence of strongly coupled levels. This may cause the potential of the QD to automatically adjust to allow such levels, which will support our explanation of the experiment of Ref. [2].

To conclude, we have shown, that upon increasing V_g , it is energetically favorable to first populate in the dot the level strongly coupled to the leads. At a somewhat larger V_g a sharp jump occurs to a state where the "next in line" narrow level becomes populated. This jump accounts for the sharp decrease by π of the transmission phase. The similar strengths of resonances seen in the experiment [2] and their large width are also clear within our mechanism. The current transmission through such QD resembles the behavior of rare earth elements, whose chemical properties are determined not by the electrons with highest energy, but by the "strongly coupled" valence electrons. The overlapping of single-particle resonances may take place also in the Kondo experiments

in QDs [17], where in order to increase the Kondo temperature the dot is usually sufficiently opened. Hopefully the unusual effects observed in some of these experiments may be also explained within our approach.

Valuable discussions with E. Buks, M. Heiblum, Y. Gefen, I. Lerner, Y. Levinson, M. Schechter, V. V. Sokolov, D. Sprinzak, H. A. Weidenmüller and A. Yacoby are acknowledged. The work of PGS was supported by RFBR, grant 98-02-17905. Work at WIS was supported by the Albert Einstein Minerva Center for Theoretical Physics and by grants from the German-Israeli Foundation (GIF), the Israel Science Foundation, Jerusalem and the Tekla and Simon Bond Fund for Submicron Electronics Research at the Weizmann Institute.

-
- [1] L. P. Kouwenhoven et al., Mesoscopic Electron Transport, Proceedings of the NATO ASI, edited by L. L. Sohn, L. P. Kouwenhoven and G. Schon (Kluwer 1997).
 - [2] E. Schuster et al., Nature, 385, 417 (1997).
 - [3] The two terminal setup of the early experiment (A. Yacoby et al., Phys. Rev. Lett., 74, 4047 (1995)) does not allow to measure the phase of transmission amplitude through a QD.
 - [4] See e.g. Single charge tunneling: Coulomb blockade phenomena in nanostructures, NATO ASI series, edited by H. Grabert and M. H. Devoret (Plenum press 1992).
 - [5] P. S. Dey and A. M. Jayannavar, Mod. Phys. Lett. 10, 787 (1996)
 - [6] H. Xu and W. Sheng, Phys. Rev. B 57, 11903 (1998); C.-M. Ryu and S. Y. Cho, Phys. Rev. B 58, 3572 (1998); H.-W. Lee, Phys. Rev. Lett. 82, 2358 (1999).
 - [7] Y. Oreg and Y. Gefen, Phys. Rev. B 55, 13726 (1997).
 - [8] G. Hackenbroich, W. D. Heiss and H. A. Weidenmüller, Phys. Rev. Lett. 79, 127 (1997).
 - [9] R. Baltin et al., Eur. Phys. J. B 10, 119 (1999).
 - [10] R. Baltin and Y. Gefen, Phys. Rev. Lett. 83, 5094 (1999).
 - [11] In order to find the convincing evidence of "chaos" one should consider smaller (more electrons in the QD).
 - [12] V. V. Sokolov and V. G. Zelevinsky, Nucl. Phys. A 504, 562 (1989).
 - [13] A. Bohr and B. R. Mottelson, Nuclear Structure, Benjamin, New York 1, 284 (1969).
 - [14] L. D. Landau and E. M. Lifschitz Quantum Mechanics, p. 555, Pergamon, Oxford (1976).
 - [15] L. I. Glazman and M. E. Raikh, JETP Lett. 47, 452 (1988); T. K. Ng and P. A. Lee, Phys. Rev. Lett. 61, 1768 (1988); N. S. Wingreen and Y. Meir, Phys. Rev. B 49, 11040 (1994).
 - [16] M. Stopa, Physica B 251, 228 (1998).
 - [17] D. Goldhaber-Gordon et al., Nature 391, 156 (1998); S. M. Cronenwett, T. H. Oosterkamp, and L. P. Kouwenhoven, Science 281, 540 (1998); J. Schmid et al., Physica B 256-258, 182 (1998).