

Quasicrystals. The Technique for Constructing Quasiperiodic Structures

V. C. Gulyaev*
Krasnoyarsk, Russia

March 11, 1999

Abstract

In this paper, a technique for constructing quasiperiodic structures is suggested, which allows one by the assigned matching to restore the atoms density distribution formula of a corresponding quasicrystal. The algorithm to restore the atom density distribution has been considered on the example of the Penrose matching. The analytical record of a Penrose quasicrystal is given¹.

1 Introduction

In the basis of traditional crystallography is the conception of periodically repeated structures. I.e. in crystals there is realized such a packing of one structural cell, which possesses translational symmetry in respect to a shift by some vector. Translational symmetry is a definition of a long-range order in crystals. Simultaneously with translational symmetry, rotational symmetry through angles

$$\phi = \frac{2\pi}{k} \quad (k = 1, 2, 3, 4, 6) \quad (1)$$

can also exist. The same situation was in the studies on tilings, packings, mosaics etc.: it was believed that if there existed not one, but two or several matching elements, one could find a method of periodic tiling of a plane with the elements. Such tilings also possess rotational symmetries (1). However,

*e-mail: gulk_r@yahoo.com

¹See program in files pict19.ps–pict21.ps too.

in 1974 R. Penrose [1] showed that with several elements, two as minimum, one could match a plane quasiperiodically. Such quasiperiodic matchings can have symmetry axes, different from symmetry axes allowed for periodic structures. (The concept of symmetry for quasiperiodic structures is still to be defined). Penrose's mathematic discovery anticipated the existence of quasiperiodic structures obtained experimentally in metal alloys. In 1984 an article was published [2], in which an experimental evidence was presented for the existence of an alloy with exceptional properties. An X-ray photograph showed a sharp system of spots testifying for the existence of a pentagonal order (to be more exact, decagonal), and the availability of a long-range order. At present, a great number of papers have been published devoted both to experimental and theoretical studies of such structures called quasicrystals. There exist several methods to describe quasicrystals: a technique based on projecting on a 2D or 3D space of a periodic hyperlattice of a higher dimensionality [3-6], another method of projecting [7] consists in constructing periodic packings of icosahedrons or pentagons in curved 3D and 2D spaces respectively, where symmetry exclusions are weaker than in zero curvature spaces. But a return to the real Euclidean world requires to introduce disclination lines which generate a long-range icosahedral order for a 3D space or a long-range order corresponding to the Penrose matching for a 2D space. In the works [8-11] a detailed analysis of the Penrose problem has been undertaken, the GDM (generalized dual method) rules formulated [8,9] or multigrid ones [10,11], allowing one to construct quasicrystals of an infinite extent with icosahedral symmetry (3D) and point symmetry of the fifth order (2D). A cluster approach to consider the quasicrystal problem has been suggested in [12]. In the work, a technique to describe quasicrystal structures is suggested, using a traditional approach to describe ideal (periodic) crystals and incommensurate structures. In particular the symmetries of quasicrystal structures are considered with the superspace groups [13,14], which now are a classical method of describing incommensurate structures.

2 1D quasicrystals

Even though there is no analogue of orientational order in one dimension, one-dimensional quasicrystals will be useful to illustrate some important properties of quasiperiodic structures. To begin with, remember the principle of constructing periodic crystals. Consider a one-dimensional periodic lattice with the position of sites at the points

$$x_n = n. \tag{2}$$

In this case we have a periodic sequence of one interval of the length $S = 1$, as shown in Fig.1. To each point of the lattice we relate some group of

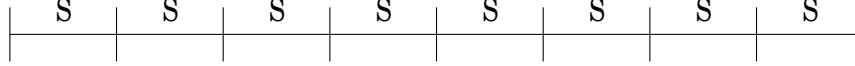


Figure 1: The periodic sequence of one interval of the length $S = 1$.

atoms—the basis, with all the groups being identical by the composition and arrangement. The basis, consisting of J atoms, is defined by a J set of x_j coordinates which determine the positions of the atom centres with respect to a lattice point, to which the basis is related. Atoms constituting the basis are arranged with respect to a given lattice point in such a way that $0 \leq x_j < S$. A set of atoms, thus assigned, is a unit cell of a periodic structure. For such a structure, the atoms density distribution (we will consider atoms as points) $\rho(x)$ can be written in the form of the sum

$$\rho(x) = \sum_{n=-\infty}^{\infty} \sum_{j=1}^J \delta(x - n - x_j), \quad (3)$$

where the first summation ($j = 1, \dots, J$) is taken with respect to all basis atoms, and the second – to all lattice sites. Quasiperiodic structures, in contrast to periodic structures, consist of several structural cells forming a quasiperiodic sequence. Structural cells of a quasicrystal can differ both by the number of atoms and their arrangement and by sizes. Consider a quasicrystal consisting of two structural cells of the same size, but with different bases. Denote the internal atom coordinates of the first and second bases of x_{j_1} , x_{j_2} respectively. In order to obtain the atoms density distribution formula for a quasicrystal, analogous to (3), introduce the function

$$p(n + \beta) = \left\lfloor \frac{n + 1 + \beta}{\sigma} \right\rfloor - \left\lfloor \frac{n + \beta}{\sigma} \right\rfloor, \quad (4)$$

where $\lfloor x \rfloor$ is an greatest integer part of the number, $\sigma > 1$ is an irrational number, β is the arbitrary number. The function $p(n + \beta)$ ($n = 0, \pm 1, \pm 2 \dots$) assigns a quasiperiodic sequence of zeros and units [10,15-17]. In the sequence the relation of the number of units to the number of zeros equals $1/(\sigma - 1)$. Define the functions

$$\begin{aligned} p_1(n + \beta) &= 1 - p(n + \beta), \\ p_2(n + \beta) &= p(n + \beta) \end{aligned} \quad (5)$$

as probabilities of arranging the first and the second bases in a cell at the assigned n . For such a structure the atoms density distribution $\rho(x, \beta)$ can be written in the form of the sum

$$\rho(x, \beta) = \sum_{n=-\infty}^{\infty} \sum_{k=1}^2 p_k(n + \beta) \sum_{j_k=1}^{J_k} \delta(x - n - x_{j_k}), \quad (6)$$

where $0 \leq x_{j_k} < S$, the first summation ($j_k = 1, \dots, J_k$) is made in all atoms of the basis, the second summation ($k = 1, 2$)— in all bases, and the third— in all sites of the lattice. In the case of a quasiperiodic structure with two intervals L and S between the neighboring sites, position of sites at the x_n points is assigned by the formula

$$x_n(\alpha, \beta) = n + \alpha + \frac{1}{\chi} \left\lfloor \frac{n + \beta}{\sigma} \right\rfloor, \quad (7)$$

where $\chi > 0$, α is an arbitrary number, further we will consider $\beta/\sigma < 1$, since in the opposite case α changes, i.e. $\alpha' = \alpha + 1/\chi \lfloor \beta/\sigma \rfloor$. The relationship (7) describes the position of the lattice sites so that the interval $\Delta x_n = x_{n+1} - x_n$ between the sites has the property:

$$\Delta x_n = \begin{cases} S = 1, & \text{if } p_1(n + \beta) = 1, \\ L = 1 + \frac{1}{\chi}, & \text{if } p_2(n + \beta) = 1. \end{cases} \quad (8)$$

The parameter χ determines the relationship between the interval lengths in the sequence. For instance, for a particular case of $\sigma = \chi = \tau = (1 + \sqrt{5})/2$ the quasiperiodic sequence of two intervals is shown in Fig.2. In this sequence

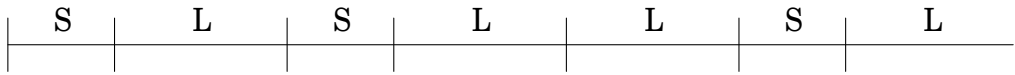


Figure 2: The quasiperiodic sequence of two intervals L and S .

the interval L is repeated once or two times in succession, the interval S only once. For a quasiperiodic structures with two structural cells of different length, the atoms density distribution $\rho(x, \alpha, \beta)$ can be written in the form of the sum

$$\rho(x, \alpha, \beta) = \sum_{n=-\infty}^{\infty} \sum_{k=1}^2 p_k(n + \beta) \sum_{j_k=1}^{J_k} \delta(x - x_n(\alpha, \beta) - x_{j_k}), \quad (9)$$

where $0 \leq x_{j_1} < S$, $0 \leq x_{j_2} < L$. To further study structural properties of quasicrystals, make a detailed analysis of the functions $p_k(n + \beta)$. To demonstrate, consider the function of a continuous variable x

$$f(x, \delta_1, \delta_2) = \left\lfloor \frac{x + \delta_1}{\sigma} \right\rfloor - \left\lfloor \frac{x + \delta_2}{\sigma} \right\rfloor, \quad (10)$$

where $\sigma \geq \delta_1 > \delta_2$. The function $f(x, \delta_1, \delta_2)$ is periodic in x with the period σ . The graph $f(x, \delta_1, \delta_2)$ represents a sequence of impulses with the length of $(\delta_1 - \delta_2)$ and the distance between the impulses $(\sigma - \delta_1 + \delta_2)$ (Fig.3). For

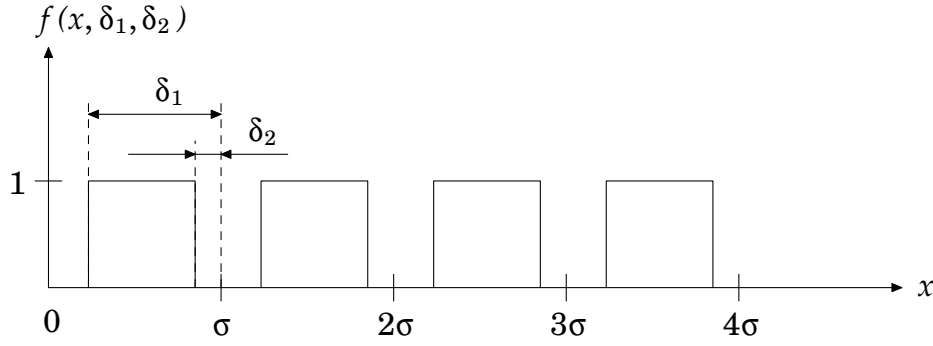


Figure 3: The graph $f(x, \delta_1, \delta_2)$ represents a sequence of impulses with the length of $(\delta_1 - \delta_2)$ and the distance between the impulses $(\sigma - \delta_1 + \delta_2)$.

$f(x, \delta_1, \delta_2)$ the following equation holds true:

$$f(x + \varepsilon, \delta_1, \delta_2) = f(x, \delta_1 + \varepsilon, \delta_2 + \varepsilon).$$

Moving along the x axis of the graph of the function $f(x, \delta_1, \delta_2)$ to n from the initial position of $x = \beta$ will give the value of the function

$$f(n + \beta, \delta_1, \delta_2) = \left\lfloor \frac{n + \beta + \delta_1}{\sigma} \right\rfloor - \left\lfloor \frac{n + \beta + \delta_2}{\sigma} \right\rfloor. \quad (11)$$

For example: $f(n + \beta, \sigma, 1) = p_1(n + \beta)$, $f(n + \beta, 1, 0) = p_2(n + \beta)$. Calculate the position of the point $\Delta(n + \beta)$ within the period σ when shifting from the origin of coordinates by the value of $n + \beta$. To do this, calculate first by what maximum integer M of σ periods the movement occurred:

$$M = \left\lfloor \frac{n + \beta}{\sigma} \right\rfloor. \quad (12)$$

Then (Fig.4)

$$\Delta(n + \beta) = n + \beta - \sigma M = \sigma \left\{ \frac{n + \beta}{\sigma} \right\}, \quad (13)$$

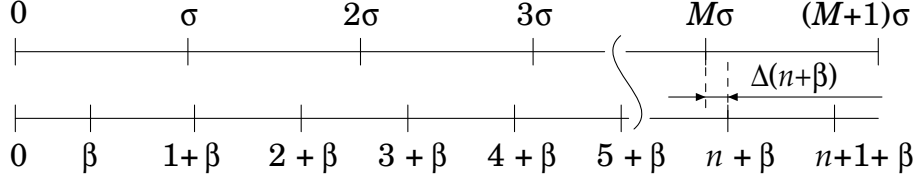


Figure 4: $\Delta(n + \beta) = n + \beta - \sigma M = \sigma \{(n + \beta)/\sigma\}$.

where $\{x\}$ is a fractional part of the number, $\{x\} = x - \lfloor x \rfloor$. Taking account of the periodicity $\Delta(n + \beta)$, the function $f(n + \beta, \delta_1, \delta_2)$ can be defined as follows:

$$f(n + \beta, \delta_1, \delta_2) = \begin{cases} 0, & \text{if } 0 \leq \Delta(n + \beta) < \sigma - \delta_1, \sigma - \delta_2 \leq \Delta(n + \beta) < \sigma, \\ 1, & \text{if } \sigma - \delta_1 \leq \Delta(n + \beta) < \sigma - \delta_2. \end{cases} \quad (14)$$

Such a definition of $f(n + \beta, \delta_1, \delta_2)$, equivalent to the definition of this function in (11), will be useful in studying 2D and 3D quasicrystals. Divide the period σ into several sections of the length

$$s_1 = \sigma - \delta_1, s_2 = \delta_1 - \delta_2, \dots, s_{K-1} = \delta_{K-2} - \delta_{K-1}, s_K = \delta_{K-1}, \quad (15)$$

where $\sigma > \delta_1 > \delta_2 > \dots > \delta_{K-1}$. Now the number of structural cells of the same size, but with different bases, can be increased until K , defining K probabilities as follows:

$$\begin{aligned} p_1(n + \beta) &= f(n + \beta, \sigma, \delta_1), p_2(n + \beta) = f(n + \beta, \delta_1, \delta_2), \dots, \\ p_{K-1}(n + \beta) &= f(n + \beta, \delta_{K-2}, \delta_{K-1}), \\ p_K(n + \beta) &= f(n + \beta, \delta_{K-1}, 0). \end{aligned} \quad (16)$$

For such a structure, the atoms density distribution $\rho(x, \beta)$ can be written in the form of the sum

$$\rho(x, \beta) = \sum_{n=-\infty}^{\infty} \sum_{k=1}^K p_k(n + \beta) \sum_{j_k=1}^{J_k} \delta(x - n - x_{j_k}), \quad (17)$$

where $0 \leq x_{j_k} < S$ ($k = 1, 2, \dots, K$). Repetition frequency of the basis with k index in such a structure will be equal to s_k/σ . In the case of a quasiperiodic structure with two intervals defined in formula (8), divide the period σ into sections as follows:

$$s_1 = \sigma - \delta_1, s_2 = \delta_1 - \delta_2, \dots, s_m = \delta_{m-1} - 1, \quad (18)$$

where $\sigma > \delta_1 > \delta_2 > \dots > \delta_{m-1} > 1$.

$$\begin{aligned} s_{m+1} &= 1 - \delta_m, \quad s_{m+2} = \delta_m - \delta_{m+1}, \dots, \\ s_{K-1} &= \delta_{K-2} - \delta_{K-1}, \quad s_K = \delta_{K-1}, \end{aligned} \quad (19)$$

where $1 > \delta_m > \delta_{m+1} > \dots > \delta_{K-1} > 0$. Then the first m of the probabilities $p_1(n+\beta), \dots, p_m(n+\beta)$, defined in (11), will correspond to the arrangement of m bases within the interval with the length S , and $(K-m)$ of the probabilities $p_{m+1}(n+\beta), \dots, p_K(n+\beta)$ — to the arrangement of $(K-m)$ bases within the interval with the length L . For such a quasiperiodic structure, the atoms density distribution $p(x, \beta)$ can be written in the form of the sum

$$\rho(x, \beta) = \sum_{n=-\infty}^{\infty} \sum_{k=1}^K p_k(n+\beta) \sum_{j_k=1}^{J_k} \delta(x - x_n(\alpha, \beta) - x_{j_k}), \quad (20)$$

where $0 \leq x_{j_k} < S$ ($k = 1, 2, \dots, m$), $0 \leq x_{j_k} < L$ ($k = m+1, m+2, \dots, K$). To construct a quasiperiodic structure of an assigned configuration with bases alternating in a certain manner, take advantage of a famous fact from the probability theory. If p_1, p_2, \dots, p_m are the probabilities of setting in m independent developments, then

$$p = \prod_{k=1}^m p_k \quad (21)$$

is the probability of setting in all m developments simultaneously. To illustrate the above, consider a particular example: $\chi = \sigma = \tau$, and p_1, p_2, x_n are taken from formulae (5), (7) respectively. The sequence of intervals for $x_n(\alpha, \beta)$ will correspond to Fig.2. For the given quasiperiodic sequence of the intervals, introduce some structural cells with the lengths L and S with different bases (Fig.5). As seen from Fig.5, structural cells with the length S

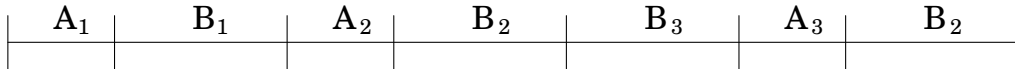


Figure 5: The quasiperiodic sequence of six structural cells with the lengths L and S .

are arranged as follows: on the right of the cell A_1 , in one interval, is a cell with the length S ; on the left of the cell A_2 , in one interval, is a cell with the length S ; on both sides of the cell A_3 , in one interval, is a cell with the length L . Structural cells with the length L in a sequence are arranged as follows: B_1 — on both sides there are two cells with the length S ; B_2, B_3 —

are behind each other: B_2 is the left, B_3 the right structural cells. According to the above said, define probabilities corresponding to these structural cells

$$p_{A1}(n + \beta) = p_1(n + \beta)p_1(n + 2 + \beta), \quad (22a)$$

$$p_{A2}(n + \beta) = p_1(n + \beta)p_1(n - 2 + \beta), \quad (22b)$$

$$p_{A3}(n + \beta) = p_1(n + \beta)p_2(n - 2 + \beta)p_2(n + 2 + \beta), \quad (22c)$$

$$p_{B1}(n + \beta) = p_2(n + \beta)p_1(n - 1 + \beta)p_1(n + 1 + \beta), \quad (22d)$$

$$p_{B2}(n + \beta) = p_2(n + \beta)p_2(n + 1 + \beta), \quad (22e)$$

$$p_{B3}(n + \beta) = p_2(n + \beta)p_2(n - 1 + \beta). \quad (22f)$$

Calculations for equations (22) (refer to Appendix A) produce the following result.

$$p_{A1}(n + \beta) = \left\lfloor \frac{n + \beta + \tau}{\tau} \right\rfloor - \left\lfloor \frac{n + 1 + 1/\tau^2 + \beta}{\tau} \right\rfloor, \quad (23a)$$

$$p_{A2}(n + \beta) = \left\lfloor \frac{n + \beta + 2/\tau}{\tau} \right\rfloor - \left\lfloor \frac{n + \beta + 1}{\tau} \right\rfloor, \quad (23b)$$

$$p_{A3}(n + \beta) = \left\lfloor \frac{n + \beta + 1 + 1/\tau^2}{\tau} \right\rfloor - \left\lfloor \frac{n + \beta + 2/\tau}{\tau} \right\rfloor, \quad (23c)$$

$$p_{B1}(n + \beta) = \left\lfloor \frac{n + \beta + 1/\tau}{\tau} \right\rfloor - \left\lfloor \frac{n + \beta + 1/\tau^2}{\tau} \right\rfloor, \quad (23d)$$

$$p_{B2}(n + \beta) = \left\lfloor \frac{n + \beta + 1}{\tau} \right\rfloor - \left\lfloor \frac{n + \beta + 1/\tau}{\tau} \right\rfloor, \quad (23e)$$

$$p_{B3}(n + \beta) = \left\lfloor \frac{n + \beta + 1/\tau^2}{\tau} \right\rfloor - \left\lfloor \frac{n + \beta}{\tau} \right\rfloor. \quad (23f)$$

These probabilities assign quasiperiodic sequences of zeros and units ($n = 0, 1, \dots, 61; \beta = 0$)

p_{A1} : 100001000000010000100000001000000010000100000001000010000000010

p_{A2} : 000000010000000100001000000010000000100001000000010000100000000

p_{A3} : 00100000001000000000000100000001000000000000100000000000010000

p_{B1} : 00000010000000100001000000010000000100001000000010000100000001

p_{B2} : 01001000010010000100001001000010010000100001001000010000100100

p_{B3} : 00010000100100001000010010000100100001000010010000100001001000

3 2D and 3D quasicrystals

The orientational symmetry is a new element in extending a quasiperiodic translational order from one dimension to two or three ones. 2D and 3D quasicrystals allow symmetries excluded for periodic crystals. A simple generalization of one-dimensional quasicrystals will be 3D quasicrystals with vectors of the main translations $\mathbf{a}_0, \mathbf{a}_1, \mathbf{a}_2$ of the following form:

$$\rho(\mathbf{r}, \boldsymbol{\beta}) = \sum_{n_0, n_1, n_2=-\infty}^{\infty} \sum_{k_0, k_1, k_2=1}^{K_0, K_1, K_2} p_{k_0}(n_0 + \beta_0) p_{k_1}(n_1 + \beta_1) p_{k_2}(n_2 + \beta_2) \cdot \sum_{j_{k_0 k_1 k_2}=1}^{J_{k_0 k_1 k_2}} \delta(\mathbf{r} - \mathbf{r}_n(\boldsymbol{\alpha}, \boldsymbol{\beta}) - \mathbf{r}_{j_{k_0 k_1 k_2}}), \quad (24)$$

where $\mathbf{r}_n(\boldsymbol{\alpha}, \boldsymbol{\beta}) = \mathbf{a}_0 x_{n_0} + \mathbf{a}_1 x_{n_1} + \mathbf{a}_2 x_{n_2}$,

$\mathbf{r}_{j_{k_0 k_1 k_2}} = \mathbf{a}_0 x_{j_{k_0 k_1 k_2}} + \mathbf{a}_1 y_{j_{k_0 k_1 k_2}} + \mathbf{a}_2 z_{j_{k_0 k_1 k_2}}$ is the vector determining the location of the basis atom centres with the index $k_0 k_1 k_2$ relative to the lattice point to which the basis is related, $x_{n_l} = n_l + \alpha_l + (1/\chi_l) \lfloor (n_l + \beta_l)/\sigma_l \rfloor$. Atoms forming the basis are arranged relative to a given lattice site in such a way that $0 \leq x_{j_{k_0 k_1 k_2}} < S_0, 0 \leq y_{j_{k_0 k_1 k_2}} < S_1, 0 \leq z_{j_{k_0 k_1 k_2}} < S_2$

$$(k_l = 1, 2, \dots, m_l, l = 0, 1, 2, S_0 = S_1 = S_2 = 1),$$

$$0 \leq x_{j_{k_0 k_1 k_2}} < L_0, 0 \leq y_{j_{k_0 k_1 k_2}} < L_1, 0 \leq z_{j_{k_0 k_1 k_2}} < L_2$$

$$(k_l = m_l + 1, \dots, K_l, l = 0, 1, 2, L_l = 1 + 1/\chi_l).$$

As an example, consider 2D and 3D quasicrystals whose corresponding probabilities $p_1(n + \beta), p_2(n + \beta)$ are defined by formula (5). These quasicrystals will consist of four structural cells in the case of a 2D quasicrystal, and eight ones in the case of a 3D quasicrystal. Make a more detailed analysis of 2D quasicrystals. Introduce the probabilities

$$p_a(\mathbf{n} + \boldsymbol{\beta}) = p_1(n_0 + \beta_0) p_1(n_1 + \beta_1), \quad (25a)$$

$$p_b(\mathbf{n} + \boldsymbol{\beta}) = p_1(n_0 + \beta_0) p_2(n_1 + \beta_1), \quad (25b)$$

$$p_c(\mathbf{n} + \boldsymbol{\beta}) = p_2(n_0 + \beta_0) p_1(n_1 + \beta_1), \quad (25c)$$

$$p_d(\mathbf{n} + \boldsymbol{\beta}) = p_2(n_0 + \beta_0) p_2(n_1 + \beta_1) \quad (25d)$$

and structural cells A, B, C, D corresponding to these probabilities. Consider the probabilities as functions of continuous variables x, y . These functions are periodic in x with the period σ_0 , in y with the period σ_1 . To demonstrate, plot the graphs of these functions in the plane and point out the areas in which probabilities p_a, p_b, p_c, p_d assume values equal to unity (Fig.6). As seen

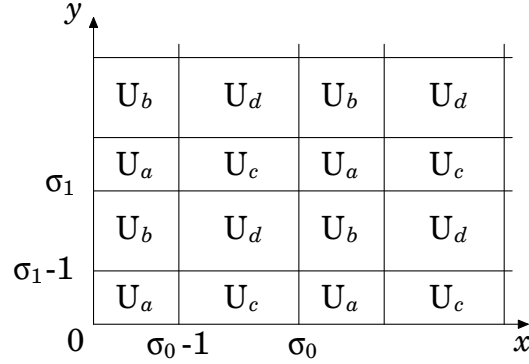


Figure 6: The areas U_a , U_b , U_c , U_d , in which probabilities p_a , p_b , p_c , p_d assume values equal to unity respectively.

from the graph:

$$p_a(x, y) = 1, \quad \text{if} \quad \begin{cases} n_0 \sigma_0 \leq x < (n_0 + 1) \sigma_0 - 1, \\ n_1 \sigma_1 \leq y < (n_1 + 1) \sigma_1 - 1, \end{cases} \quad (26a)$$

$$p_b(x, y) = 1, \quad \text{if} \quad \begin{cases} n_0 \sigma_0 \leq x < (n_0 + 1) \sigma_0 - 1, \\ (n_1 + 1) \sigma_1 - 1 \leq y < (n_1 + 1) \sigma_1, \end{cases} \quad (26b)$$

$$p_c(x, y) = 1, \quad \text{if} \quad \begin{cases} (n_0 + 1) \sigma_0 - 1 \leq x < (n_0 + 1) \sigma_0, \\ n_1 \sigma_1 \leq y < (n_1 + 1) \sigma_1 - 1, \end{cases} \quad (26c)$$

$$p_d(x, y) = 1, \quad \text{if} \quad \begin{cases} (n_0 + 1) \sigma_0 - 1 \leq x < (n_0 + 1) \sigma_0, \\ (n_1 + 1) \sigma_1 - 1 \leq y < (n_1 + 1) \sigma_1. \end{cases} \quad (26d)$$

Taking account of the periodicity p_a , p_b , p_c , p_d instead of the conditions (26) on the variables x , y throughout the plane XY , one can consider conditions on the values

$$\begin{aligned} \Delta_0(x) &= x - \sigma_0 \left\lfloor \frac{x}{\sigma_0} \right\rfloor = \sigma_0 \left\{ \frac{x}{\sigma_0} \right\}, \\ \Delta_1(y) &= \sigma_1 \left\{ \frac{y}{\sigma_1} \right\} \end{aligned} \quad (27)$$

in the rectangle $\sigma_0 \times \sigma_1$ placed in initial of coordinate. Then formula (26) can be written in the form:

$$p_a(x, y) = 1, \quad \text{if} \quad 0 \leq \Delta_0(x) < \sigma_0 - 1, \quad 0 \leq \Delta_1(y) < \sigma_1 - 1, \quad (28a)$$

$$p_b(x, y) = 1, \quad \text{if} \quad 0 \leq \Delta_0(x) < \sigma_0 - 1, \quad \sigma_1 - 1 \leq \Delta_1(y) < \sigma_1, \quad (28b)$$

$$p_c(x, y) = 1, \quad \text{if} \quad \sigma_0 - 1 \leq \Delta_0(x) < \sigma_0, \quad 0 \leq \Delta_1(y) < \sigma_1 - 1, \quad (28c)$$

$$p_d(x, y) = 1, \quad \text{if} \quad \sigma_0 - 1 \leq \Delta_0(x) < \sigma_0, \quad \sigma_1 - 1 \leq \Delta_1(y) < \sigma_1. \quad (28d)$$

The probabilities $p_a(\mathbf{n} + \boldsymbol{\beta})$, $p_b(\mathbf{n} + \boldsymbol{\beta})$, $p_c(\mathbf{n} + \boldsymbol{\beta})$, $p_d(\mathbf{n} + \boldsymbol{\beta})$ and conditions for them, analogous to (27), we will obtain at $x = n_0 + \beta_0$, $y = n_1 + \beta_1$. The quasicrystal, thus assigned for a particular case of $\sigma_0 = \sigma_1 = \tau$, is shown in Fig.7. In increasing the number of structural cells, analogously to (16), each region in the graph Fig.6 will be divided into several rectangulars, within which, the corresponding probabilities will assume the value equal to unity (Fig.8). As well as in a one-dimensional case (formulae 22, 23), reciprocal

B	D	B	D	D	B	D
A	C	A	C	C	A	C
B	D	B	D	D	B	D
B	D	B	D	D	B	D
A	C	A	C	C	A	C
B	D	B	D	D	B	D
A	C	A	C	C	A	C

Figure 7: The quasicrystal, assigned by formulae (28) for a particular case of $\sigma_0 = \sigma_1 = \tau$.

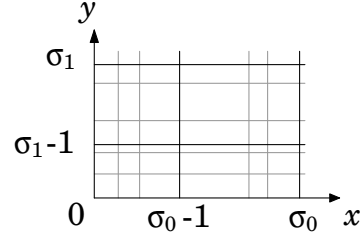


Figure 8: In increasing the number of structural cells, analogously to (16), each region in the graph Fig.6 will be divided into several rectangulars.

location of the bases can be correlated. Using the properties of probabilities, described in Section 2, one can construct a sufficiently broad class of the assigned quasiperiodic structures, although in this case one may have to take account of an infinite number of products of probabilities, analogous to (22), correlating reciprocal location of the bases. In the above considered technique of describing quasicrystals for a definite cell, a corresponding probability had the form of a product of one-dimensional probabilities. It is not always that with such a presentation of probabilities one can describe quasiperiodic structures. In a more general case, probabilities will be corresponded by regions of an arbitrary form restrained by curves (Fig.9). Analytical presentation of such quasiperiodic structures will be the following:

$$p_k(\mathbf{n} + \boldsymbol{\beta}) = \begin{cases} 1, & \text{if } (\Delta_0(n_0 + \beta_0), \Delta_1(n_1 + \beta_1)) \in U_k, \\ 0, & \text{if } (\Delta_0(n_0 + \beta_0), \Delta_1(n_1 + \beta_1)) \notin U_k, \end{cases} \quad (29a)$$

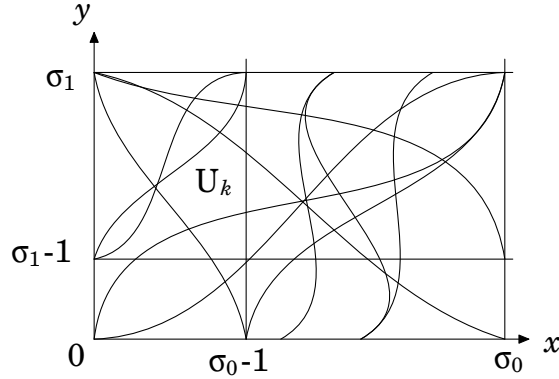


Figure 9: In a general case, probabilities will be corresponded by regions of an arbitrary form restrained by curves.

$$\rho(\mathbf{n}, \boldsymbol{\beta}) = \sum_{n_0, n_1=-\infty}^{\infty} \sum_{k=1}^K p_k(\mathbf{n} + \boldsymbol{\beta}) \sum_{j_k=1}^{J_k} \delta(\mathbf{r} - \mathbf{r}_{\mathbf{n}}(\boldsymbol{\alpha}, \boldsymbol{\beta}) - \mathbf{r}_{j_k}). \quad (29b)$$

Such a technique of describing allows one by a quasiperiodic ornament with the assigned matching rule to restore all the probabilities of $p_k(\mathbf{n} + \boldsymbol{\beta})$. To understand better, how by the assigned matching to construct a quasicrystal, consider a particular example.

3.1 Example: the Penrose Matching

To construct a quasiperiodic ornament consisting of two rhombi, whose sharp angles are equal to 36° and 72° , the rhombi are decorated with sections of straight lines [9] (Fig.10) and a rule is assigned that in making mosaic, sections on the rhombi are to form continuous lines. With such a matching rule a quasiperiodic Penrose ornament is produced, which intersects a pentagrid [9] (Fig.10) known as the Ammann quasilattice. Otherwise one can say that a Penrose ornament, constructed from rhombi, decorates the Ammann lattice or is a matching on the Ammann lattice. The position of parallel lines in the Ammann lattice is given by the formula [9]:

$$x_{n_l} = n_l + \alpha_l + \frac{1}{\tau} \left\lfloor \frac{n_l + \beta_l}{\tau} \right\rfloor. \quad (30)$$

Construct a Penrose matching on a beforehand assigned quasiperiodic lattice (i.e. a with the assigned $\alpha_0, \alpha_1, \beta_0, \beta_1$), consisting of a set of lines parallel to the vectors $\mathbf{e}_0, \mathbf{e}_1$ so that the lines being formed from the sections, decorating rhombi, should coincide with the assigned lines. In the Ammann lattice, intersecting the Penrose tiling, eliminate the lines parallel to $\mathbf{e}_2, \mathbf{e}_3, \mathbf{e}_4$. In Fig.11 such a quasiperiodic lattice, decorated with a Penrose

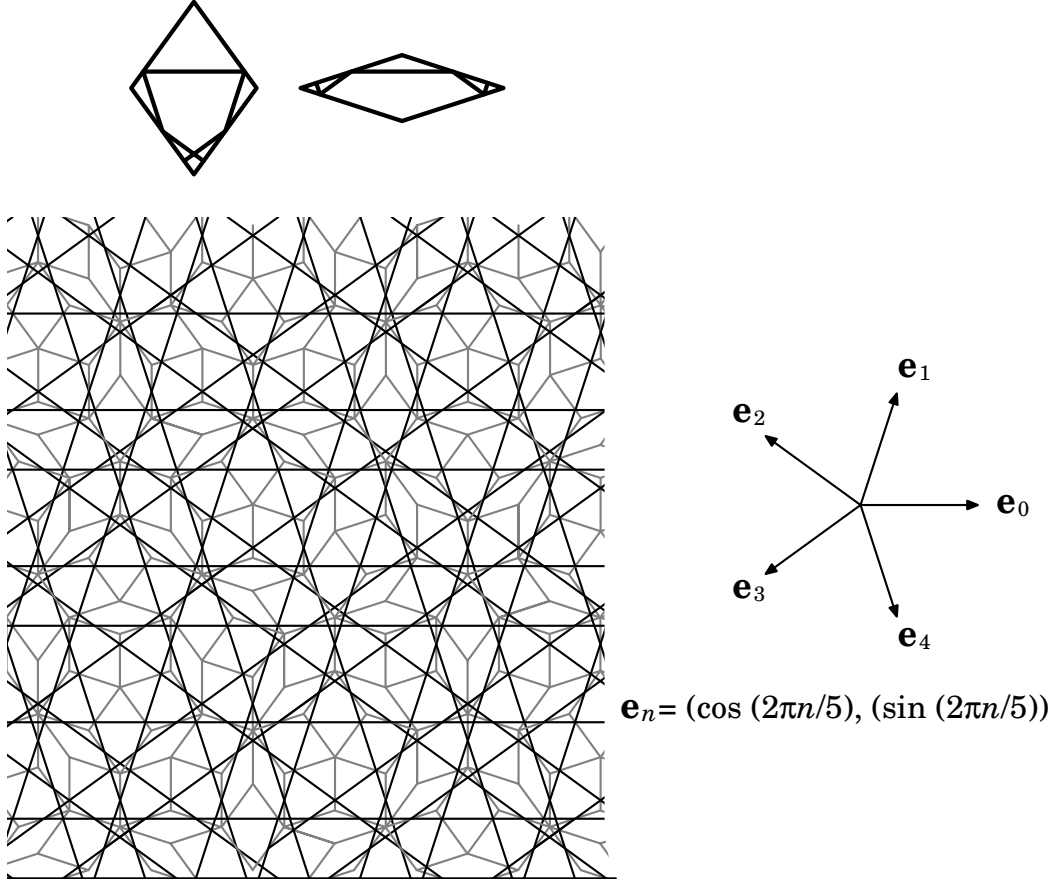


Figure 10: Ammann line decoration of a portion of a Penrose tiling. The tiles have been decorated as shown at top to reveal the Ammann quasilattice associated with the tiling.

mosaic, is shown. Each lattice cell can be seen as a mosaic element covered with a certain pattern. A quasiperiodic structure, corresponding to the Penrose matching, will be produced, if in each site of the matching one atom is located (Fig.12). Such a quasicrystal consists of 23 bases (Fig.12). Note that 23 bases consist of as few as 12 atoms. One can find probabilities of each basis in two ways: The first way is to correlate reciprocal location of quasicrystals bases using the properties of probabilities multiplication, considered in Section 1. The second way follows from the description principle itself of a quasicrystal. To define a probability of any basis, with the assigned n_0 and n_1 , calculate $\Delta(n_0 + \beta_0)$ and $\Delta(n_1 + \beta_1)$, then the set of the points $(\Delta(n_0 + \beta_0), \Delta(n_1 + \beta_1))$ for each basis will thickly fill a certain region in the probability distribution graph. In calculating by the both ways the probability distribution graph will be of the form shown in Fig.13.




Figure 11: Ammann lattice, intersecting the Penrose tiling, with reserved lines parallel to $\mathbf{e}_0, \mathbf{e}_1$. In such a quasiperiodic lattice cell can be seen as a mosaic element covered with a certain pattern.

Analytic presentation of the probabilities is of the form² (29a). Thus, the atoms density distribution $\rho(\mathbf{n}, \boldsymbol{\beta})$ for the Penrose quasicrystal can be written in the form of the sum

$$\rho(\mathbf{n}, \boldsymbol{\beta}) = \sum_{n_0, n_1=-\infty}^{\infty} \sum_{k=1}^{23} p_k(\mathbf{n} + \boldsymbol{\beta}) \sum_{j_k=1}^{J_k} \delta(\mathbf{r} - \mathbf{r}_n(\boldsymbol{\alpha}, \boldsymbol{\beta}) - \mathbf{r}_{j_k}). \quad (31)$$

Since in the Penrose crystal the locations of some atoms in different bases coincide, one can find probabilities corresponding to each atom (altogether 12). In Fig.15 the regions U_k are shown, in which the probabilities, corresponding to definite atoms, are equal to unity. It is clear that, if several atoms belong to one basis, then the U_k regions of such atoms can overlap. In this interpretation analytic presentation of the atoms density distribution $\rho(\mathbf{n}, \boldsymbol{\beta})$ can be written in the form of the sum :

$$\rho(\mathbf{n}, \boldsymbol{\alpha}, \boldsymbol{\beta}) = \sum_{n_0, n_1=-\infty}^{\infty} \sum_{j=1}^{12} p_j(\mathbf{n} + \boldsymbol{\beta}) \delta(\mathbf{r} - \mathbf{r}_n(\boldsymbol{\alpha}, \boldsymbol{\beta}) - \mathbf{r}_j). \quad (32)$$

²Complete analytic presentation of the probabilities is given in the Appendix

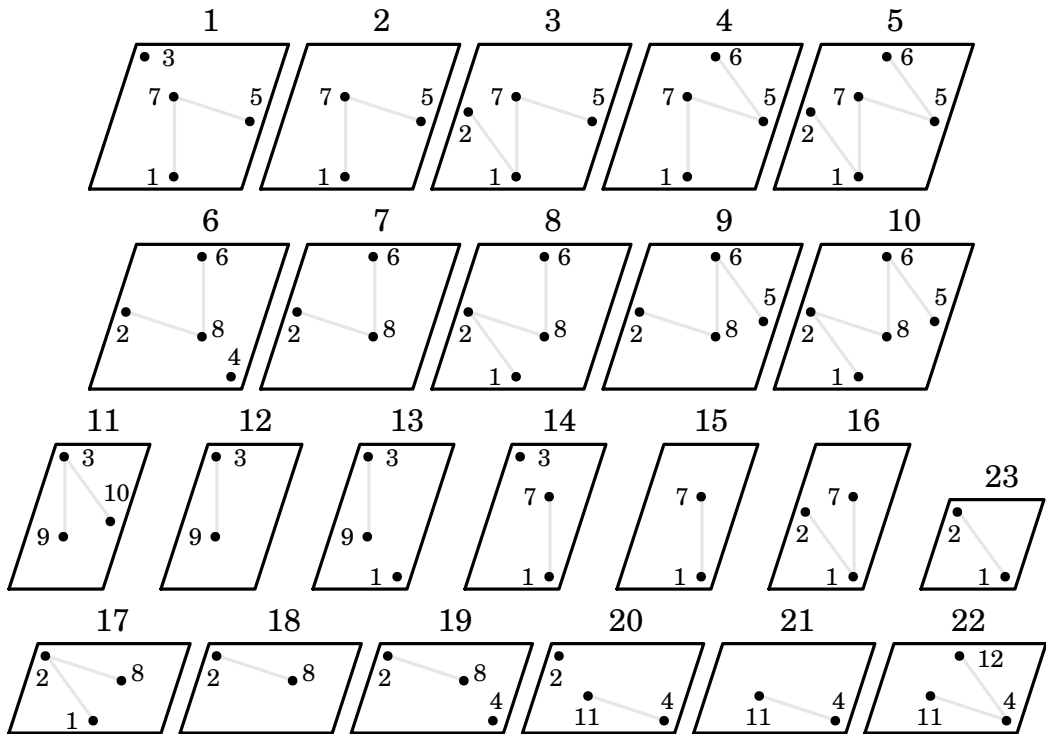



Figure 12: 23 bases of a Penrose quasicrystal consist of as few as 12 atoms.

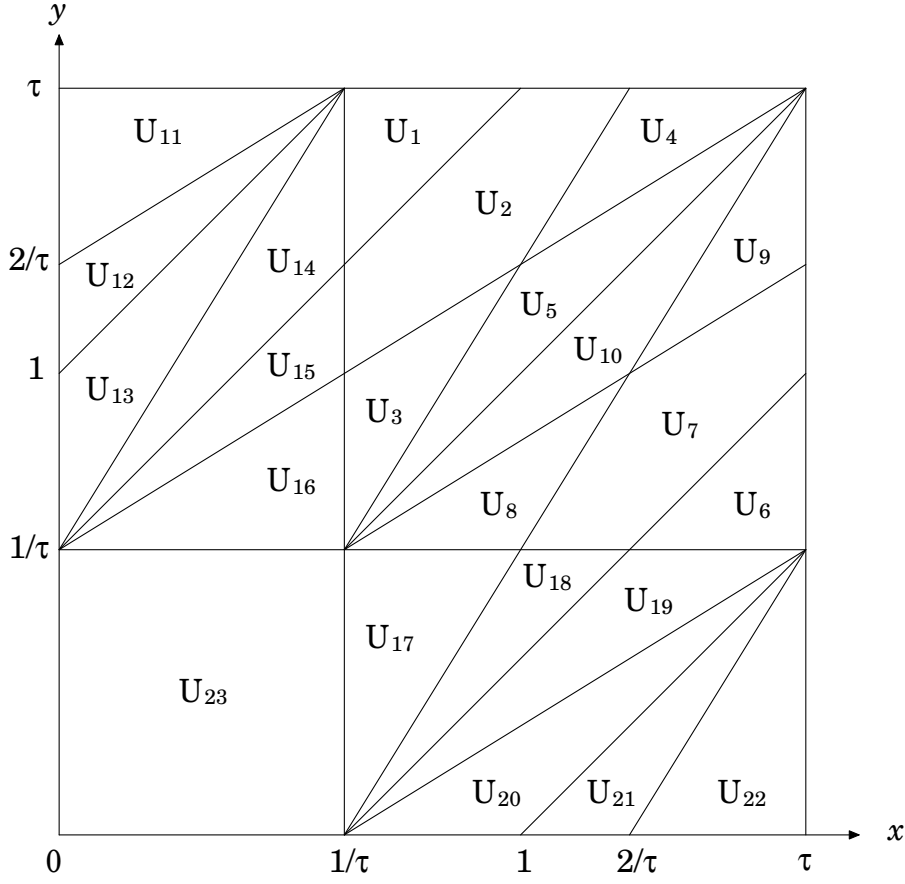


Figure 13: The probability distribution graph of the Penrose quasicrystal, in which the areas U_k , corresponding to definite bases.

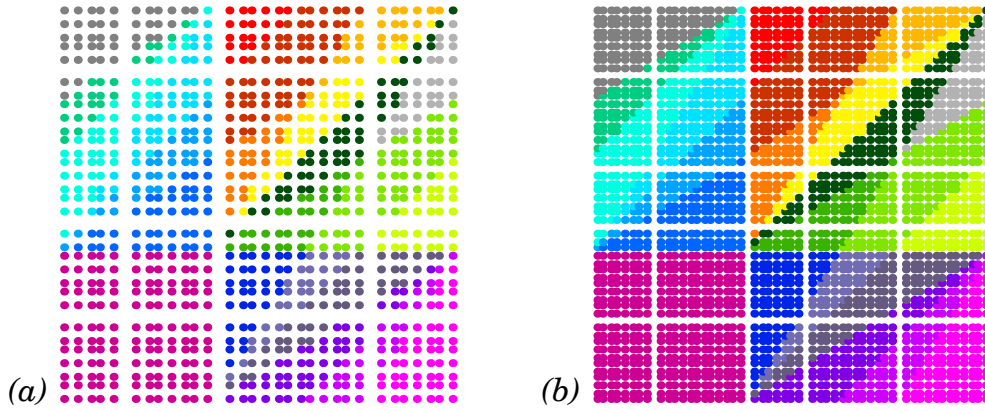


Figure 14: The probability distribution graphs have been obtained with a numerical analysis of the Penrose quasicrystal. (a) 30 by 30 cells, (b) 50 by 50 cells. Points of one colour correspond to a definite basis.

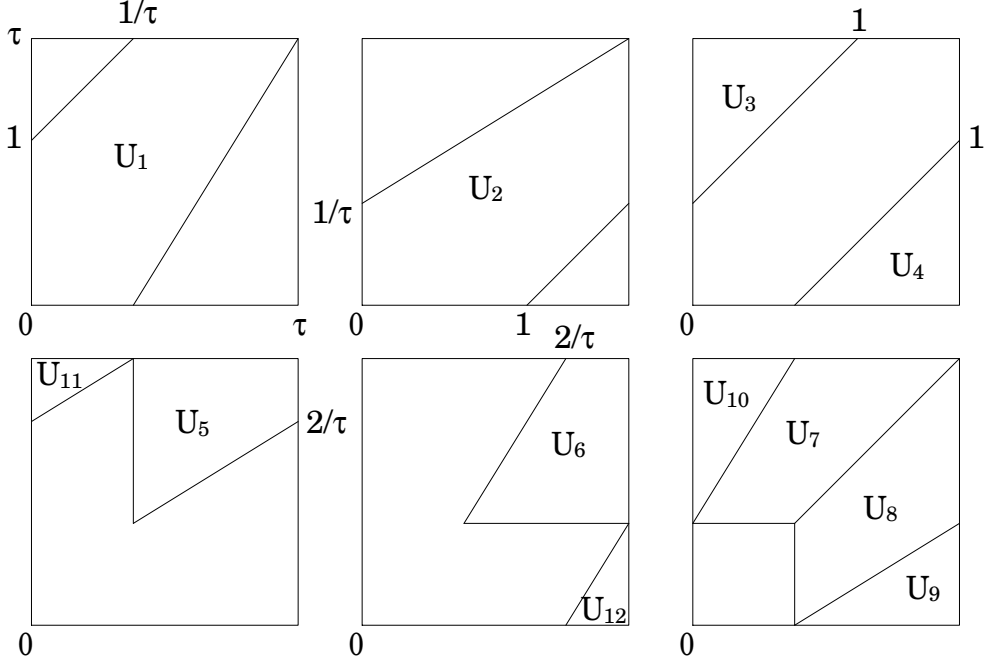


Figure 15: The probability distribution graph of the Penrose quasicrystal, in which the areas U_k , corresponding to definite atoms.

Thus, on the example of the Penrose mosaic the rules of constructing a quasicrystal corresponding to the given matching have been obtained. One can construct a quasicrystal by the assigned quasiperiodic matching only if the following conditions are available:

- (a) If there are several mosaic elements decorated with sections of straight lines, so that in constructing a quasiperiodic matching from mosaic elements, the sections of straight lines form a grid consisting of L groups of parallel continuous lines.
- (b) Position of lines in a general case is assigned by the formula:

$$x_{n_l}(\alpha_l, \beta_l) = n_l + \alpha_l + \frac{1}{\chi_l} \left\lfloor \frac{n_l + \beta_l}{\sigma_l} \right\rfloor \quad (33)$$

where $1 \leq l \leq L$, or

$$x_{n_l} = n_l + \alpha_l \quad (34)$$

as this takes place, in the case of (34) the σ_l parameters must be known. Then the order of constructing a quasicrystal by the assigned matching will be the following:

- (1) Reserve two groups of parallel lines from (33) or (34), and assign the

- parameters $\alpha_0, \alpha_1, \beta_0, \beta_1$ and also the main vectors of the translations $\mathbf{a}_0, \mathbf{a}_1$.
- (2) On the assigned straight lines construct a quasiperiodic matching, so that the lines being formed from sections, decorating mosaic elements, should exactly coincide with the assigned straight lines.
 - (3) In the produced picture, eliminate the lines parallel to $\mathbf{a}_2, \mathbf{a}_3, \dots \mathbf{a}_L$.
 - (4) Correlate a quasicrystal atom with every site of the produced matching. Then we get a set of several bases.
 - (5) In the produced (only graphically so far) quasicrystal, calculate a set of $\Delta_l(n_l + \beta_l)$ ($l = 0, 1$) values for each basis. Subject to the condition that $-N_l \leq n_l \leq N_l$, and $N_l \gg 1$, a set of points with the coordinates $(\Delta_0(n_0 + \beta_0), \Delta_1(n_1 + \beta_1))$ for each basis will thickly fill a certain region in the probability distribution graph.

To demonstrate, we have considered a constructing of a quasicrystal on the plane. Since computer modelling and analysis of three-dimensional lattices is rather difficult, restrict ourselves only to the description of a rule for constructing three dimensional quasicrystals. In the three-dimensional space, three dimensional figures — mosaic elements. For example, two rhombohedra will be Penrose rhombus analogues (Fig. 16) [9].

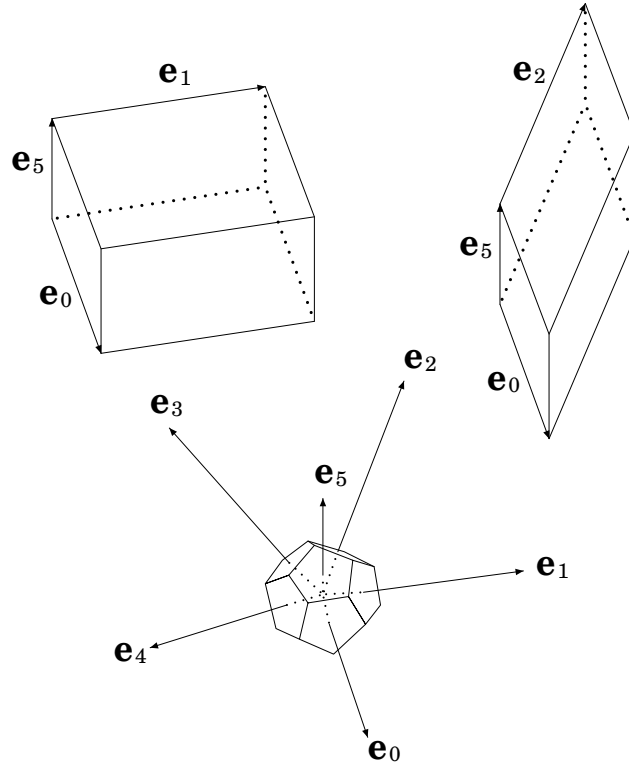


Figure 16: Two types of rhombohedra that arise in icosahedral quasicrystal packings.

Three-dimensional mosaic elements are decorated with sections-areas of faces. A generalization of a Penrose rule for a three-dimensional quasiperiodic matching will be the following: in constructing a matching, the areas of the planes, decorating three-dimensional mosaic elements, form continuous planes. The planes are to constitute several groups of parallel intersecting planes. Position of parallel planes is defined by the law (33) or (34). In the three-dimensional case intersecting lines of the planes will be crystallographic exes. For such a quasiperiodic matching, a corresponding quasicrystal is constructed according to the following rule:

- (1) Reserve three groups of parallel planes, whose position is determined by the law (33) or (34), and assign values of the parameters α_l , β_l and also the main vectors of the translations \mathbf{a}_l ($l = 0, 1, 2$).
- (2) At given set of the planes, construct a quasiperiodic matching, so that the planes perpendicular to the vectors $\mathbf{a}_0 \times \mathbf{a}_1$, $\mathbf{a}_1 \times \mathbf{a}_2$, $\mathbf{a}_2 \times \mathbf{a}_0$ formed from the plane areas, decorating three-dimensional mosaic elements, should exactly coincide with the assigned planes.
- (3) In the produced volume picture eliminate the planes non-perpendicular to the vectors $\mathbf{a}_0 \times \mathbf{a}_1$, $\mathbf{a}_1 \times \mathbf{a}_2$, $\mathbf{a}_2 \times \mathbf{a}_0$.
- (4) Correlate a quasicrystal atom with every site of the produced matching. In this case we obtain a set of several bases.
- (5) In the produced (only graphically so far) quasicrystal, calculate a set of values $\Delta_l(n_l + \beta_l)$ ($l = 0, 1, 2$). Subject to the condition $-N_l \leq n_l \leq N_l$, and $N_l \gg 1$, a set of points with the coordinates $(\Delta_0(n_0 + \beta_0), \Delta_1(n_1 + \beta_1), \Delta_2(n_2 + \beta_2))$ for each basis will thickly fill a certain area of the probability distribution graph.

4 Diffraction in quasicrystals

Radiation intensity, scattered on a crystal, is described by the formula

$$I(\mathbf{q}, \boldsymbol{\alpha}, \boldsymbol{\beta}) = \left| \frac{1}{V} \int_V d\mathbf{r} \exp(-i\mathbf{q} \cdot \mathbf{r}) \rho(\mathbf{r}, \boldsymbol{\alpha}, \boldsymbol{\beta}) \right|^2 = |\hat{\rho}(\mathbf{q}, \boldsymbol{\alpha}, \boldsymbol{\beta})|^2, \quad (35)$$

where V is the crystal volume, $\hat{\rho}(\mathbf{q}, \boldsymbol{\alpha}, \boldsymbol{\beta})$ is the fourier-image of density distribution of the atoms, $\mathbf{q} = \mathbf{a}_0^* q_0 + \mathbf{a}_1^* q_1 + \mathbf{a}_2^* q_2$, $\mathbf{a}_i^* = \mathbf{a}_j \times \mathbf{a}_k / [\mathbf{a}_i \cdot (\mathbf{a}_j \times \mathbf{a}_k)]$. To calculate a fourie-image of the atoms density distribution for a quasicrystal, present x_{n_l} defined by formula (33) as

$$x_{n_l} = n_l \left(1 + \frac{1}{\chi_l \sigma_l} \right) - \frac{1}{\chi_l} \left\{ \frac{n_l + \beta_l}{\sigma_l} \right\} + \frac{\beta_l}{\chi_l \sigma_l} + \alpha_l. \quad (36)$$

Then the fourie-image of the atoms density distribution will be of the form

$$\hat{\rho}(\mathbf{q}, \boldsymbol{\alpha}, \boldsymbol{\beta}) = \frac{1}{V} \sum_{n_0, n_1, n_2 = -\infty}^{\infty} p_k(+\boldsymbol{\beta}) \prod_{l=0}^2 F(l, n_l) \sum_{j_k}^{J_k} \exp(i \mathbf{q} \cdot \mathbf{r}_{j_k}), \quad (37)$$

where $F(l, n_l) = \exp(i q_l n_l \gamma_l + i q_l \eta_l - i q_l / \chi_l \{ (n_l + \beta_l) / \sigma_l \})$,
 $\gamma_l = 1 + 1/(\sigma_l \chi_l)$, $\eta_l = \beta_l / (\sigma_l \chi_l) + \alpha_l$.

Consider in the right-hand side of (37) the following expression

$$\Psi(\mathbf{n} + \boldsymbol{\beta}, \mathbf{q}) = \prod_{l=0}^2 \exp \left(-i \frac{q_l}{\chi_l} \left\{ \frac{n_l + \beta_l}{\sigma_l} \right\} \right) \sum_{j_k=1}^{J_k} \exp(i \mathbf{q} \cdot \mathbf{r}_{j_k}). \quad (38)$$

Since the $\Psi(\mathbf{x}, \mathbf{q})$ function is periodic in terms of \mathbf{x} with the period $(\sigma_0, \sigma_1, \sigma_2)$, then $\Psi(\mathbf{x}, \mathbf{q})$ can be expanded into a Fourie series in terms of \mathbf{x} in the parallelepiped with the sides $\sigma_0, \sigma_1, \sigma_2$.

$$\Psi(\mathbf{x}, \mathbf{q}) = \sum_{m_0, m_1, m_2 = -\infty}^{\infty} c(\mathbf{m}, \mathbf{q}) \exp \left(-i 2\pi \sum_{l=0}^2 \frac{m_l x_l}{\sigma_l} \right). \quad (39)$$

The Fourie coefficients $c(\mathbf{m}, \mathbf{q})$ are calculated as follows:

$$c(\mathbf{m}, \mathbf{q}) = \frac{1}{V_\sigma} \int_{V_\sigma} d\mathbf{x} \Psi(\mathbf{x}, \mathbf{q}) \exp \left(i 2\pi \sum_{l=0}^2 \frac{m_l x_l}{\sigma_l} \right), \quad (40)$$

where V_σ is the parallelepiped volume with the sides $\sigma_0, \sigma_1, \sigma_2$. Calculation of the integral in the right-hand side of (40) is reduced to the calculation of K integrals from the regions V_k of the parallelepiped V_σ , in which the corresponding probabilities $p_k(\mathbf{x})$ take the values equal to unity. Then formula (40) will assume the following form

$$c(\mathbf{m}, \mathbf{q}) = \sum_{j_k=1}^{J_k} c_k(\mathbf{m}, \mathbf{q}) \exp(i \mathbf{q} \cdot \mathbf{r}_{j_k}), \quad (41)$$

where

$$c_k(\mathbf{m}, \mathbf{q}) = \frac{1}{V_\sigma} \int_{V_k} d\mathbf{x} \exp \left(i x_l \sum_{l=0}^2 \left(\frac{2\pi m_l}{\sigma_l} - \frac{q_l}{\sigma_l \chi_l} \right) \right). \quad (42)$$

The fourie-image of the atoms distribution function will be the following

$$\begin{aligned} \tilde{\rho}(\mathbf{q}, \boldsymbol{\alpha}, \boldsymbol{\beta}) &= \frac{1}{V} \sum_{\mathbf{n}, \mathbf{m}} \exp \left(i \sum_{l=0}^2 \left(q_l (n_l \gamma_l + \eta_l) - \frac{2\pi m_l}{\sigma_l} (n_l + \beta_l) \right) \right) \\ &\times \sum_{k=1}^K \sum_{j_k=1}^{J_k} c_k(\mathbf{m}, \mathbf{q}) \exp(i \mathbf{q} \cdot \mathbf{r}_{j_k}). \end{aligned} \quad (43)$$

Summing in \mathbf{n} obtain

$$\begin{aligned} \tilde{\rho}(\mathbf{q}, \boldsymbol{\alpha}, \boldsymbol{\beta}) = & \frac{1}{V} \sum_{\mathbf{n}, \mathbf{m}} \delta(\mathbf{q} - \mathbf{q}_{\mathbf{nm}}) \prod_{l=0}^2 \frac{1}{\gamma_l} \exp \left(i q_l \eta_l - i 2\pi \frac{\beta_l m_l}{\sigma_l} \right) \\ & \times \sum_{k=1}^K \sum_{j_k=1}^{J_k} c_k(\mathbf{m}, \mathbf{q}) \exp(i \mathbf{q} \cdot \mathbf{r}_{j_k}), \end{aligned} \quad (44)$$

where

$$\mathbf{q}_{\mathbf{nm}} = \sum_{l=0}^2 \left(\frac{2\pi n_l}{1 + 1/\sigma_l \chi_l} + \frac{2\pi m_l}{1 + 1/\chi_l} \right) \mathbf{a}_l^*.$$

Using formula (44) write the Fourier series of $\rho(\mathbf{r}, \boldsymbol{\alpha}, \boldsymbol{\beta})$

$$\begin{aligned} \rho(\mathbf{r}, \boldsymbol{\alpha}, \boldsymbol{\beta}) = & \sum_{\mathbf{n}, \mathbf{m}} \prod_{l=0}^2 \exp \left(i q_l \eta_l - i 2\pi \frac{\beta_l m_l}{\sigma_l} \right) \\ & \times \sum_{k=1}^K \sum_{j_k=1}^{J_k} c_k(\mathbf{m}, \mathbf{q}) \exp \left(i \mathbf{q} \cdot (\mathbf{r} + \mathbf{r}_{j_k}) \right). \end{aligned} \quad (45)$$

Then radiation intensity scattered on a quasicrystal can be written as

$$\begin{aligned} I(\mathbf{q}, \boldsymbol{\alpha}, \boldsymbol{\beta}) = & \frac{1}{V} \int_V \exp(i \mathbf{q} \cdot \mathbf{r}) \rho(\mathbf{r}, \boldsymbol{\alpha}, \boldsymbol{\beta}) \hat{\rho}(\mathbf{q}, \boldsymbol{\alpha}, \boldsymbol{\beta}) \\ = & \frac{1}{V^2} \sum_{\substack{\mathbf{n}, \mathbf{m} \\ \mathbf{n}', \mathbf{m}'}} \sum_{k, k'}^{K, K'} \sum_{j_k, j_{k'}}^{J_k, J_{k'}} c_k(\mathbf{m}, \mathbf{q}) c_{k'}(\mathbf{m}', \mathbf{q}) \delta(\mathbf{q} - \mathbf{q}_{\mathbf{nm}}) \\ & \times \exp \left(i \mathbf{q} \cdot (\mathbf{r}_{j_k} - \mathbf{r}_{j_{k'}}) + i \sum_{l=0}^2 2\pi \frac{\beta_l}{\sigma_l} (m_{l'} - m_l) \right) \\ & \times \int_V d\mathbf{r} \exp(i \mathbf{r} \cdot (\mathbf{q}_{\mathbf{n}'\mathbf{m}'} - \mathbf{q}_{\mathbf{nm}})). \end{aligned} \quad (46)$$

Since $V \gg 1$ the integral in the right-hand side of (46) has the following values

$$\int_V d\mathbf{r} \exp(i \mathbf{r} \cdot (\mathbf{q}_{\mathbf{n}'\mathbf{m}'} - \mathbf{q}_{\mathbf{nm}})) = \begin{cases} V, & \text{if } \mathbf{q}_{\mathbf{n}'\mathbf{m}'} - \mathbf{q}_{\mathbf{nm}} = 0 \\ 0, & \text{if } \mathbf{q}_{\mathbf{n}'\mathbf{m}'} - \mathbf{q}_{\mathbf{nm}} \neq 0. \end{cases} \quad (47)$$

I.e.

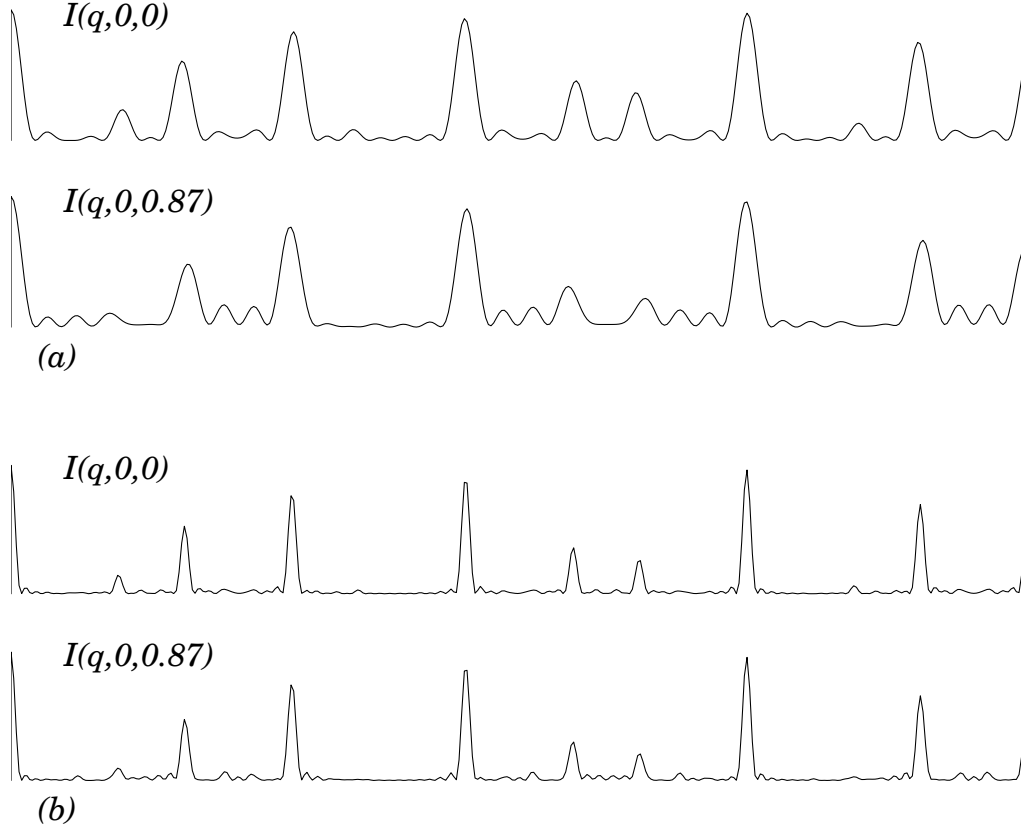


Figure 17: Fourier-spectrum of a quasiperiodic sequence of δ functions, assigned by formula (7), (a) $n = 7$, (b) $n = 17$.

$$\int_V d\mathbf{r} \exp(i \mathbf{r} \cdot (\mathbf{q}_{\mathbf{n}'\mathbf{m}'} - \mathbf{q}_{\mathbf{nm}})) = V \prod_{l=0}^2 \delta_{n'_l n_l} \delta_{m'_l m_l}. \quad (48)$$

Thus, the intensity of the scattered radiation is not equal to zero, when $\mathbf{n} = \mathbf{n}'$, $\mathbf{m} = \mathbf{m}'$.

$$\begin{aligned} I(\mathbf{q}, \boldsymbol{\alpha}, \boldsymbol{\beta}) &= \\ &= \frac{1}{V} \sum_{\mathbf{n}, \mathbf{m}} \sum_{K, K'} \sum_{J_k, J_{k'}} c_k(\mathbf{m}, \mathbf{q}) c_{k'}(\mathbf{m}, \mathbf{q}) \delta(\mathbf{q} - \mathbf{q}_{\mathbf{nm}}) \exp\left(i \mathbf{q} \cdot (\mathbf{r}_{\mathbf{j}_k} - \mathbf{r}_{\mathbf{j}_{k'}})\right). \end{aligned} \quad (49)$$

The following result is produced: intensity of a scattered radiation on an infinite crystal is independent of the $\boldsymbol{\alpha}$ and $\boldsymbol{\beta}$ parameters

$$I(\mathbf{q}, \boldsymbol{\alpha}, \boldsymbol{\beta}) = I(\mathbf{q}, \mathbf{0}, \mathbf{0}) = I(\mathbf{q}). \quad (50)$$

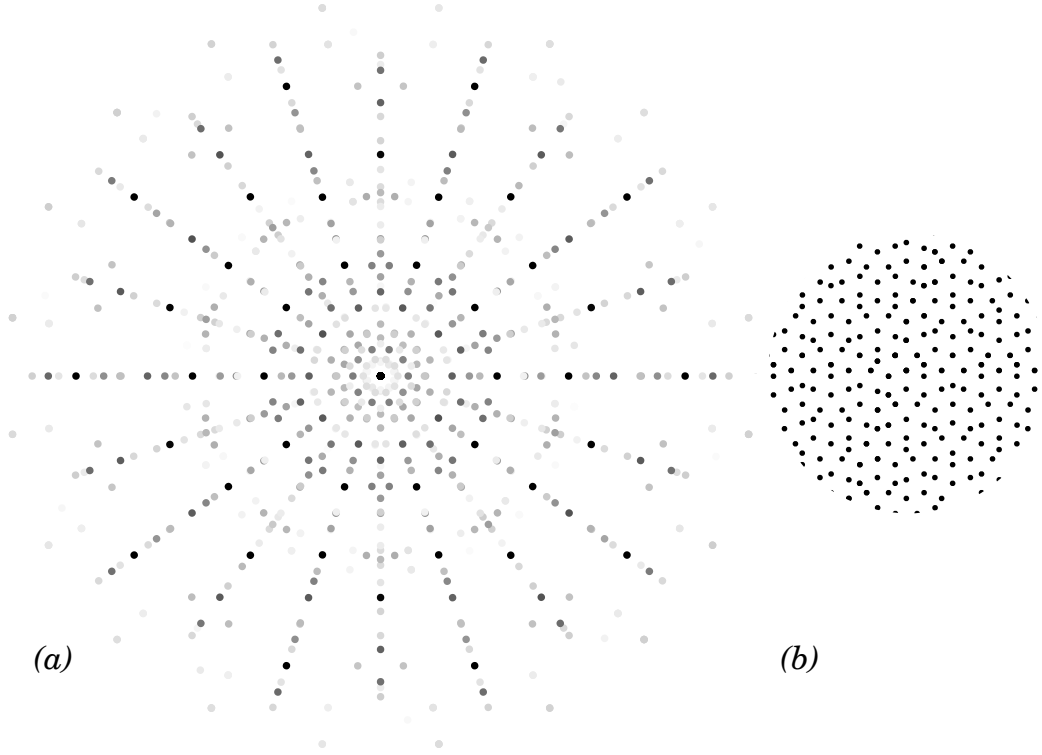


Figure 18: The Fourier-spectrum (a) of a Penrose quasicrystal (b).

5 Symmetry Transformations for Quasicrystals

Since physical property of a quasicrystal, radiation scattering, is independent of α and β , introduce an invariance condition for a quasicrystal: if under the operator influence of the transformation $\hat{\lambda}$ on the atoms density distribution $\rho(\mathbf{r}, \alpha, \beta)$ only the α and β parameters change, but not the ρ function itself

$$\hat{\lambda}\rho(\mathbf{r}, \alpha, \beta) = \rho(\mathbf{r}, \alpha', \beta') \quad (51)$$

then the quasicrystal is invariant in respect to such a transformation.

5.1 Translational Invariance

As has been shown above, a quasicrystal can be modelled with a quasiperiodic or periodic lattice. Each site of the lattice is related to some group of

atoms—the basis, there being several such bases, and their repetition frequency is determined by the $p_k(\mathbf{n} + \boldsymbol{\beta})$ probabilities. Let us see whether the quasicrystal, thus modelled, is translationally invariant. Shift the lattice in such a way that the lattice \mathbf{m} site should be in the point with the coordinates $\boldsymbol{\alpha}$, then in the lattice, produced as result of the shift, the coordinate of any point will be determined by the vector

$$\mathbf{r}_{\mathbf{n}}(\boldsymbol{\alpha}, \boldsymbol{\beta}') = \mathbf{r}_{\mathbf{n}+\mathbf{m}}(\boldsymbol{\alpha}, \boldsymbol{\beta}) - \mathbf{r}_{\mathbf{m}}(\mathbf{0}, \boldsymbol{\beta}). \quad (52)$$

For each component we obtain the following result

$$\begin{aligned} x_{n_l}(\alpha_l, \beta'_l) &= \left(n_l + m_l + \alpha_l + \frac{1}{\chi_l} \left\lfloor \frac{n_l + m_l + \beta_l}{\sigma_l} \right\rfloor \right) - \left(m_l + \frac{1}{\chi_l} \left\lfloor \frac{m_l + \beta_l}{\sigma_l} \right\rfloor \right) \\ &= n_l + \alpha_l + \frac{1}{\chi_l} \left\lfloor \frac{n_l}{\sigma_l} + \frac{m_l + \beta_l}{\sigma_l} - \left\lfloor \frac{m_l + \beta_l}{\sigma_l} \right\rfloor \right\rfloor = \\ &= n_l + \alpha_l + \frac{1}{\chi_l} \left\lfloor \frac{n_l}{\sigma_l} + \left\{ \frac{m_l + \beta_l}{\sigma_l} \right\} \right\rfloor. \end{aligned} \quad (53)$$

I.e.

$$x_{n_l}(\alpha_l, \beta'_l) = n_l + \alpha_l + \frac{1}{\chi_l} \left\lfloor \frac{n_l + \sigma_l \{ (m_l + \beta_l) / \sigma_l \}}{\sigma_l} \right\rfloor. \quad (54)$$

The probabilities are the functions of the $\Delta_l(n_l + \beta_l)$ values for which the equation

$$\Delta_l(n_l + m_l + \beta_l) = \Delta_l(n_l + \sigma_l \{ (m_l + \beta_l) / \sigma_l \}) \quad (55)$$

holds true. Thus, in translating a quasicrystal get the following formula

$$T(\mathbf{m})\rho(\mathbf{r}, \boldsymbol{\alpha}, \boldsymbol{\beta}) = \rho(\mathbf{r}, \boldsymbol{\alpha}, \boldsymbol{\beta}'), \quad (56)$$

where $T(\mathbf{m})$ is the translation operator, $\beta'_l = \sigma_l \{ (\beta_l + m_l) / \sigma_l \}$. Since the translation transformation for a quasicrystal satisfies the condition (51), a quasicrystal is invariant in respect to translation transformations. Consider an operation of translation multiplication

$$T(\mathbf{m}^{(2)})T(\mathbf{m}^{(1)})\rho(\mathbf{r}, \boldsymbol{\alpha}, \boldsymbol{\beta}) = T(\mathbf{m}^{(2)})\rho(\mathbf{r}, \boldsymbol{\alpha}, \boldsymbol{\beta}^{(1)}) = \rho(\mathbf{r}, \boldsymbol{\alpha}, \boldsymbol{\beta}^{(1)(2)}). \quad (57)$$

Write out the $\boldsymbol{\beta}$ parameter transformation for an individual component

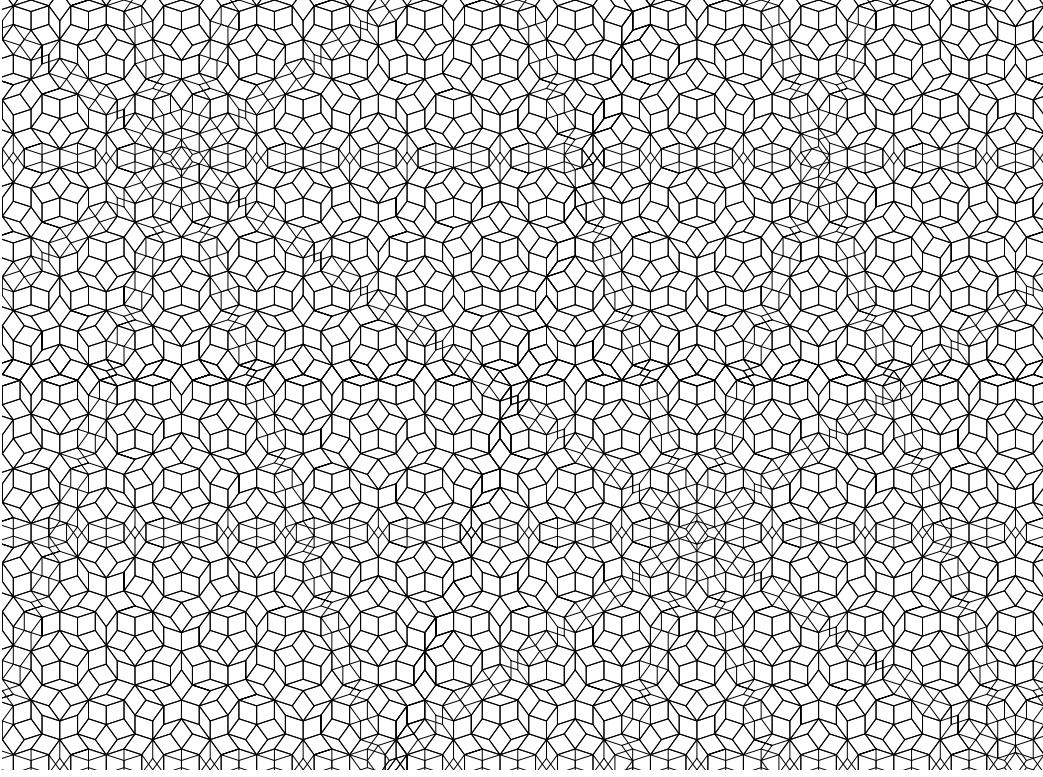


Figure 19: Superposition of two Penrose mosaics: $\delta_1 = 0.12/\tau$, $\delta_2 = 0.18/\tau$.

$$\begin{aligned}\beta_l^{(1)} &= \sigma_l \left\{ \frac{\beta_l + m_l^{(1)}}{\sigma_l} \right\}, \\ \beta_l^{(1)(2)} &= \sigma_l \left\{ \frac{\beta_l^{(1)} + m_l^{(2)}}{\sigma_l} \right\} = \sigma_l \left\{ \left\{ \frac{\beta_l + m_l^{(1)}}{\sigma_l} \right\} + \frac{m_l^{(2)}}{\sigma_l} \right\}.\end{aligned}\tag{58}$$

For the $\{x\}$ function the equation $\{x\} = \{x + n\}$ ($n = \pm 1, \pm 2, \dots$) holds true, therefore the equation of the form $\{\{x\} + y\}$ can be transformed as follows

$$\{\{x\} + y\} = \{\{x\} + [x] + y\} = \{x + y\}\tag{59}$$

it means that

$$\beta_l^{(1)(2)} = \sigma_l \left\{ \frac{\beta_l + m_l^{(1)} + m_l^{(2)}}{\sigma_l} \right\}.\tag{60}$$

Then for translation operators we get the following condition

$$T(\mathbf{m}^{(2)})T(\mathbf{m}^{(1)}) = T(\mathbf{m}^{(2)} + \mathbf{m}^{(1)}).\tag{61}$$

Translation operators, corresponding to the property of (61) form a cyclic group [17]. If in shifting the quasicrystal $1 \gg \delta_l = |\beta_l/\sigma_l - (\beta_l + m_l)/\sigma_l|$, large areas of the initial and the shifted quasicrystals will coincide (Fig.19).

5.2 Rotational Symmetries

As has been mentioned earlier, quasicrystals can possess rotational symmetries not allowed for ordinary crystals. Consider rotational symmetries on the example of the Penrose matching. Reserve in the Ammann quasilattice, intersecting the Penrose tiling, the lines parallel to the \mathbf{e}_0 , \mathbf{e}_1 , \mathbf{e}_4 vectors (Fig.20). The Penrose quasicrystal can be considered in the coordinate axes




Figure 20: The Ammann quasilattice, intersecting the Penrose tiling, with reserved lines parallel to \mathbf{e}_0 , \mathbf{e}_1 , \mathbf{e}_4 vectors.

x_0 , x_1 (Fig.11), or x_0 , x_4 (Fig.21). In the both cases a crystal is produced with the same structural cells and the common law of their distribution, only the α_l , β_l parameters will change. I.e. densities of the atoms distribution in the both cases have the form (31). Assign the values of parameters in the first case, since any lattice site can be placed at the origin of the coordinates:




Figure 21: The Ammann quasilattice, intersecting the Penrose tiling, with reserved lines parallel to \mathbf{e}_0 , \mathbf{e}_4 vectors.

$\alpha_0 = \alpha_1 = 0$, $0 \leq \beta_0, \beta_1 < \tau$. To find parameters for a quasicrystal considered in the exes parallel to \mathbf{e}_0 , \mathbf{e}_4 , select one of the cells, partially superimposed with the crystal cell, constructed in the axes, parallel to \mathbf{e}_0 , \mathbf{e}_1 and being at the origin of coordinates. After the cell has been selected, the parameters α'_0 , α'_4 are found geometrically. The parameters β'_0 , β'_4 are calculated by the probability distribution graph (Fig.13). The first cell corresponding to the probability p_k , will give a value region of the parameters β'_0 , β'_4 within the region U_k . On moving by a single step in the direction of \mathbf{e}_0 , or \mathbf{e}_4 from the region U_k one can get to several $U_{k'}$ regions permissible for realization of the Penrose quasicrystal. If on moving by a single step from the U_k region the moving is possible only to a definite $U_{k'}$ region, corresponding to a cell in the assigned quasicrystal, then the $u_{k'}$ region of value parameters will constrict, it is clear that $u_{k'} \subset U_{k'}$. Correlating a cell, selected at the origin of coordinates with several cells of the quasicrystal will reduce the u_k region of value parameters β'_0 , β'_4 . The described technique to determine parameters can be presented as follows: consider a probability distribution graph of a Penrose quasicrystal, periodically continued throughout the whole

plane, and a two-dimensional square lattice with a single step. A Penrose quasicrystal in the axes, parallel to $\mathbf{e}_0, \mathbf{e}_4$ will be produced, if a lattice is superposed on the probability distribution graph in such a way that a point of the lattice with the coordinates (n_0, n_4) should be within the U_k region of a corresponding structural cell (Fig.22) under the number (n_0, n_4) . Introduce

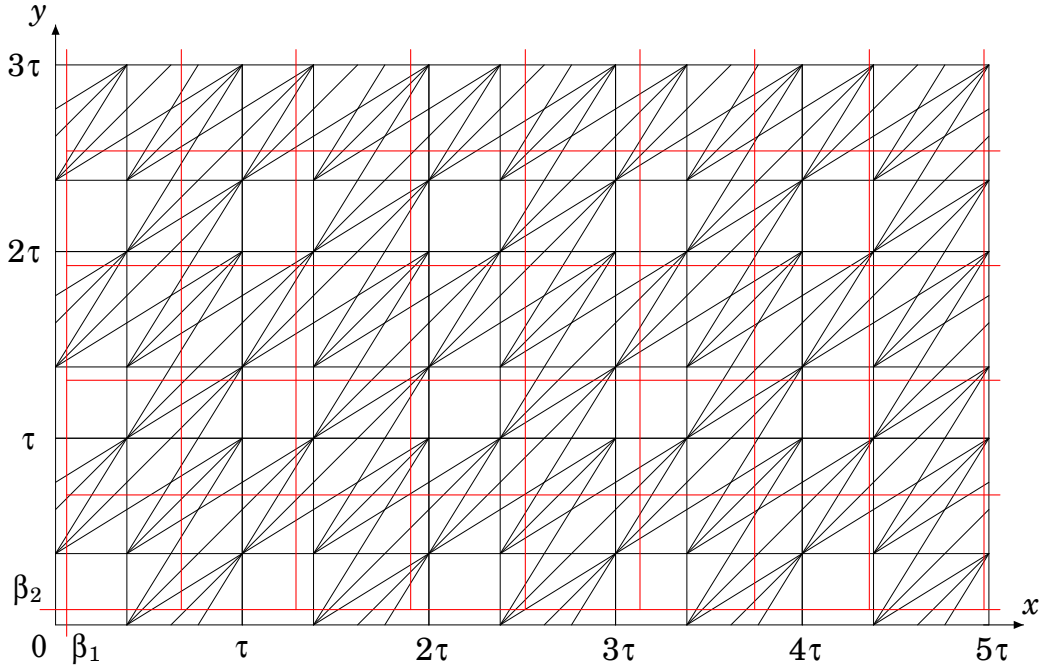


Figure 22: A Penrose quasicrystal will be produced, if a two-dimensional square lattice with a single step is superposed on the probability distribution graph, periodically continued throughout the whole plane, than a point of the lattice with the coordinates (x, y) should be within the U_k region of a corresponding structural cell.

a rotation operator $R(\varphi, r_0)$, where φ is the rotation angle, r_0 is the point coordinate, around which rotation is performed, then for the Penrose crystal

$$R(2\pi/5, r_0)\rho(\mathbf{r}, \boldsymbol{\alpha}, \boldsymbol{\beta}) = \rho(\mathbf{r}, \boldsymbol{\alpha}', \boldsymbol{\beta}'). \quad (62)$$

The considered quasicrystal is invariant in respect to rotations through angles, multiple of 72° , i.e. it has the symmetry axis of the fifth order. In a general case a quasicrystal will have the symmetry axis of the q order, if the following condition holds true

$$R(2\pi/q, r_0)\rho(\mathbf{r}, \boldsymbol{\alpha}, \boldsymbol{\beta}) = \rho(\mathbf{r}, \boldsymbol{\alpha}', \boldsymbol{\beta}') \quad (63)$$

In such a quasicrystal the position of lines is assigned by formula (30) with $\chi_0 = \chi_1 = \dots = \chi_k$, $\sigma_0 = \sigma_1 = \dots = \sigma_k$, $\mathbf{a}_n = a(\cos(2\pi n/q), \sin(2\pi n/q))$.

The transformations (63) are a cyclic group of C_q rotations. A complete list of groups of proper rotations of a two-dimensional quasicrystal will be supplemented with a D'_q group of the same rotations taken together with reflections in respect to q axes. Three dimensional quasicrystals can also be invariant in respect to the T, W, P transformation groups, retaining invariant a regular tetrahedron, a cube (or octahedron) and a dodecahedron [9] (or an icosahedron), respectively.

6 Conclusion.

To describe quasicrystals, in contrast to periodic crystals, use is made of a concept on quasicrystals as objects consisting of several structural units having a quasiperiodic ordering. It is due to a quasiperiodic ordering of structural units that symmetries, different from classical, are permissible for quasicrystals. The developed approach to the description of quasicrystals allows simple analytic expressions to be obtained for the main structural characteristics—probabilities, which determine the repetition frequency of corresponding structural cells. A periodic crystal can be presented as a particular case of a quasicrystal with one structural cell and a corresponding probability with the period 1. Such a technique of describing quasicrystals generalizes a definition of the crystal, but does not complete it, since there exists a mathematical model of aperiodic crystals³. It is not excluded that there may exist still more complex crystal structures.

A Function product calculation of the form $f(x, \delta_1, \delta_2) \cdot f(x - \varepsilon, \delta_3, \delta_4)$

Function products of the form $f(x, \delta_1, \delta_2) \cdot f(x - \varepsilon, \delta_3, \delta_4)$ are calculated graphically. For generality of results consider the $f(x, \delta_k, \delta_{k+1})$ functions whose impulse length is greater than the distances between the impulses $\delta_k - \delta_{k+1} > \sigma - \delta_k + \delta_{k+1}$.

(a) In the case (Fig.23), when $\varepsilon < \sigma - \delta_1 + \delta_4$:

$$f(x, \delta_1, \delta_2)f(x - \varepsilon, \delta_3, \delta_4) = f(x, \delta_3 - \varepsilon, \delta_2) \quad (64)$$

when (Fig.24) $\sigma > \varepsilon > \sigma - \delta_1 + \delta_2$:

$$f(x, \delta_1, \delta_2)f(x - \varepsilon, \delta_3, \delta_4) = f(x, \delta_1, \delta_4 + \sigma - \varepsilon) + f(x, \delta_3 - \varepsilon, \delta_2) \quad (65)$$

³to be published

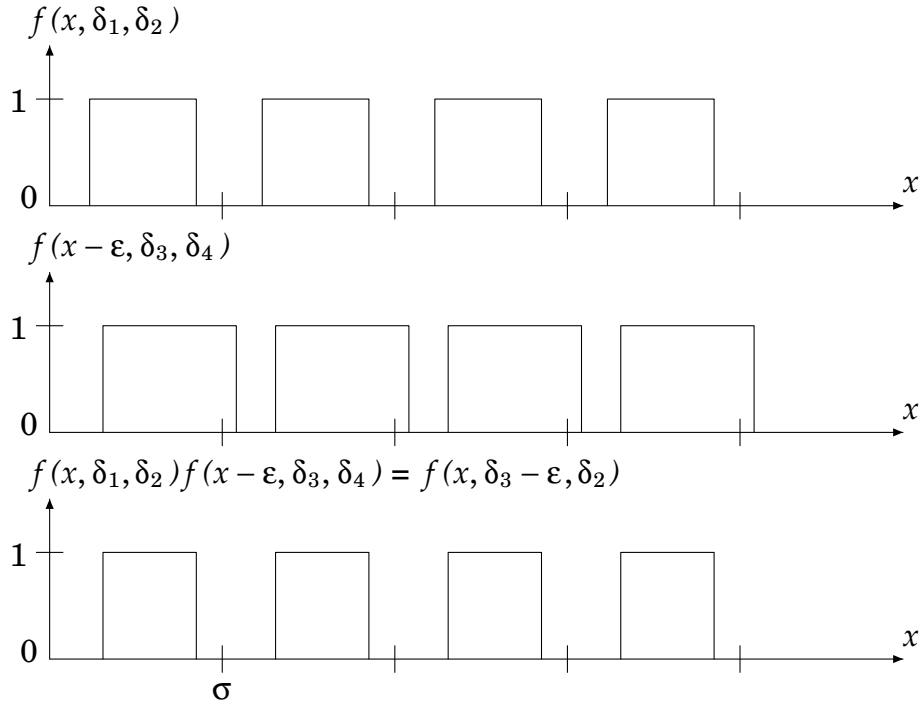


Figure 23: $\epsilon < \sigma - \delta_1 + \delta_4$.

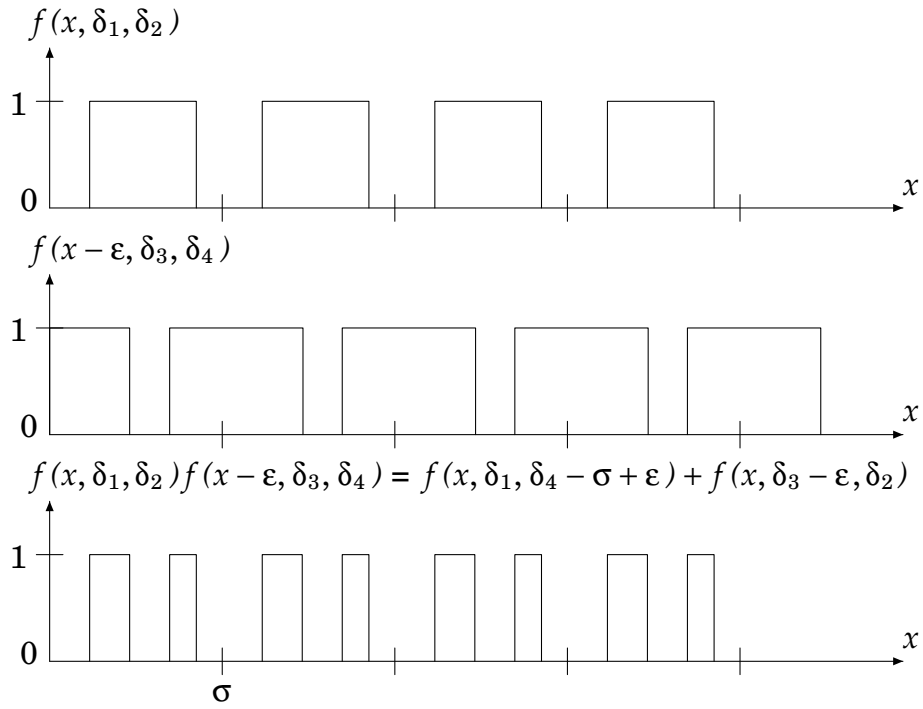


Figure 24: $\sigma > \epsilon > \sigma - \delta_1 + \delta_2$.

(b) If $\varepsilon > \sigma$, $f(x, \delta_3, \delta_4)$ is shifted more than by one period. Make the following transformation:

$$f(x - \varepsilon, \delta_3, \delta_4) = f(x - \sigma\{\varepsilon/\sigma\} - \sigma\lfloor\varepsilon/\sigma\rfloor, \delta_3, \delta_4) = f(x - \sigma\{\varepsilon/\sigma\}, \delta_3, \delta_4), \quad (66)$$

after that one can consider the case (a) and (b) for a shift by the value $\sigma\{\varepsilon/\sigma\}$.

B Analytic presentation of probabilities for a quasicrystal defined of formula 31

$\beta_1 \neq \beta_2$.

$$p_1(\mathbf{n} + \boldsymbol{\beta}) = 1, \quad \text{if} \quad \begin{cases} \Delta(n_0 + \beta_0) \geq 1/\tau, \Delta(n_1 + \beta_1) < \tau, \\ \Delta(n_1 + \beta_1) > \Delta(n_0 + \beta_0) + 1/\tau, \end{cases} \quad (67a)$$

$$p_2(\mathbf{n} + \boldsymbol{\beta}) = 1, \quad \text{if} \quad \begin{cases} \Delta(n_0 + \beta_0) \geq 1/\tau, \Delta(n_1 + \beta_1) < \tau, \\ \Delta(n_1 + \beta_1) < \Delta(n_0 + \beta_0) + 1/\tau, \\ \Delta(n_1 + \beta_1) > \Delta(n_0 + \beta_0)/\tau + 1/\tau, \\ \Delta(n_1 + \beta_1) > \tau\Delta(n_0 + \beta_0) - 1/\tau^2, \end{cases} \quad (67b)$$

$$p_3(\mathbf{n} + \boldsymbol{\beta}) = 1, \quad \text{if} \quad \begin{cases} \Delta(n_0 + \beta_0) \geq 1/\tau, \\ \Delta(n_1 + \beta_1) < \Delta(n_0 + \beta_0)/\tau + 1/\tau, \\ \Delta(n_1 + \beta_1) > \tau\Delta(n_0 + \beta_0) - 1/\tau^2, \end{cases} \quad (67c)$$

$$p_4(\mathbf{n} + \boldsymbol{\beta}) = 1, \quad \text{if} \quad \begin{cases} \Delta(n_1 + \beta_1) < \tau, \\ \Delta(n_1 + \beta_1) > \Delta(n_0 + \beta_0)/\tau - 1/\tau, \\ \Delta(n_1 + \beta_1) < \tau\Delta(n_0 + \beta_0) - 1/\tau^2, \end{cases} \quad (67d)$$

$$p_5(\mathbf{n} + \boldsymbol{\beta}) = 1, \quad \text{if} \quad \begin{cases} \Delta(n_1 + \beta_1) > \Delta(n_0 + \beta_0), \\ \Delta(n_1 + \beta_1) < \Delta(n_0 + \beta_0)/\tau - 1/\tau, \\ \Delta(n_1 + \beta_1) < \tau\Delta(n_0 + \beta_0) - 1/\tau^2, \end{cases} \quad (67e)$$

$$p_6(\mathbf{n} + \boldsymbol{\beta}) = 1, \quad \text{if} \quad \begin{cases} \Delta(n_0 + \beta_0) < \tau, \Delta(n_1 + \beta_1) \geq 1/\tau, \\ \Delta(n_1 + \beta_1) < \Delta(n_0 + \beta_0) - 1/\tau, \end{cases} \quad (67f)$$

$$p_7(\mathbf{n} + \boldsymbol{\beta}) = 1, \quad \text{if} \quad \begin{cases} \Delta(n_0 + \beta_0) < \tau, \Delta(n_1 + \beta_1) \geq 1/\tau, \\ \Delta(n_1 + \beta_1) > \Delta(n_0 + \beta_0) - 1/\tau, \\ \Delta(n_1 + \beta_1) < \Delta(n_0 + \beta_0)/\tau + 1/\tau^3, \\ \Delta(n_1 + \beta_1) > \tau\Delta(n_0 + \beta_0) - 1, \end{cases} \quad (67g)$$

$$p_8(\mathbf{n} + \boldsymbol{\beta}) = 1, \quad \text{if} \quad \left| \begin{array}{l} \Delta(n_1 + \beta_1) \geq 1/\tau, \\ \Delta(n_1 + \beta_1) < \Delta(n_0 + \beta_0)/\tau + 1/\tau^3, \\ \Delta(n_1 + \beta_1) > \tau\Delta(n_0 + \beta_0) - 1, \end{array} \right. \quad (67h)$$

$$p_9(\mathbf{n} + \boldsymbol{\beta}) = 1, \quad \text{if} \quad \left| \begin{array}{l} \Delta(n_0 + \beta_0) < \tau, \\ \Delta(n_1 + \beta_1) > \Delta(n_0 + \beta_0)/\tau + 1/\tau^3, \\ \Delta(n_1 + \beta_1) < \tau\Delta(n_0 + \beta_0) - 1, \end{array} \right. \quad (67i)$$

$$p_{10}(\mathbf{n} + \boldsymbol{\beta}) = 1, \quad \text{if} \quad \left| \begin{array}{l} \Delta(n_0 + \beta_0) > \Delta(n_1 + \beta_1), \\ \Delta(n_1 + \beta_1) > \Delta(n_0 + \beta_0)/\tau + 1/\tau^3, \\ \Delta(n_1 + \beta_1) > \tau\Delta(n_0 + \beta_0) - 1, \end{array} \right. \quad (67j)$$

$$p_{11}(\mathbf{n} + \boldsymbol{\beta}) = 1, \quad \text{if} \quad \left| \begin{array}{l} \Delta(n_0 + \beta_0) \geq 0, \quad \Delta(n_1 + \beta_1) < \tau \\ \Delta(n_1 + \beta_1) > \Delta(n_0 + \beta_0)/\tau + 2/\tau, \end{array} \right. \quad (67k)$$

$$p_{12}(\mathbf{n} + \boldsymbol{\beta}) = 1, \quad \text{if} \quad \left| \begin{array}{l} \Delta(n_0 + \beta_0) \geq 0, \\ \Delta(n_1 + \beta_1) < \Delta(n_0 + \beta_0)/\tau + 2/\tau \\ \Delta(n_1 + \beta_1) > \Delta(n_0 + \beta_0) + 1, \end{array} \right. \quad (67l)$$

$$p_{13}(\mathbf{n} + \boldsymbol{\beta}) = 1, \quad \text{if} \quad \left| \begin{array}{l} \Delta(n_0 + \beta_0) \geq 0, \\ \Delta(n_1 + \beta_1) > \tau\Delta(n_0 + \beta_0) + 1/\tau \\ \Delta(n_1 + \beta_1) < \Delta(n_0 + \beta_0) + 1, \end{array} \right. \quad (67m)$$

$$p_{14}(\mathbf{n} + \boldsymbol{\beta}) = 1, \quad \text{if} \quad \left| \begin{array}{l} \Delta(n_0 + \beta_0) < \tau, \\ \Delta(n_1 + \beta_1) < \tau\Delta(n_0 + \beta_0) + 1/\tau \\ \Delta(n_1 + \beta_1) > \Delta(n_0 + \beta_0) + 1/\tau, \end{array} \right. \quad (67n)$$

$$p_{15}(\mathbf{n} + \boldsymbol{\beta}) = 1, \quad \text{if} \quad \left| \begin{array}{l} \Delta(n_0 + \beta_0) \geq \tau, \\ \Delta(n_1 + \beta_1) < \Delta(n_0 + \beta_0) + 1/\tau, \\ \Delta(n_1 + \beta_1) > \Delta(n_0 + \beta_0)/\tau + 1/\tau, \end{array} \right. \quad (67o)$$

$$p_{16}(\mathbf{n} + \boldsymbol{\beta}) = 1, \quad \text{if} \quad \left| \begin{array}{l} \Delta(n_0 + \beta_0) \geq 1/\tau, \quad \Delta(n_1 + \beta_1) \geq 1/\tau, \\ \Delta(n_1 + \beta_1) < \Delta(n_0 + \beta_0)/\tau + 1/\tau, \end{array} \right. \quad (67p)$$

$$p_{17}(\mathbf{n} + \boldsymbol{\beta}) = 1, \quad \text{if} \quad \left| \begin{array}{l} \Delta(n_1 + \beta_1) < 1/\tau, \quad \Delta(n_0 + \beta_0) \geq \tau, \\ \Delta(n_1 + \beta_1) > \tau\Delta(n_0 + \beta_0) - 1, \end{array} \right. \quad (67q)$$

$$p_{18}(\mathbf{n} + \boldsymbol{\beta}) = 1, \quad \text{if} \quad \left| \begin{array}{l} \Delta(n_1 + \beta_1) < 1/\tau, \\ \Delta(n_1 + \beta_1) > \Delta(n_0 + \beta_0) - 1/\tau, \\ \Delta(n_1 + \beta_1) < \tau\Delta(n_0 + \beta_0) - 1, \end{array} \right. \quad (67r)$$

$$p_{19}(\mathbf{n} + \boldsymbol{\beta}) = 1, \quad \text{if} \quad \left| \begin{array}{l} \Delta(n_1 + \beta_1) < 1/\tau, \\ \Delta(n_1 + \beta_1) < \Delta(n_0 + \beta_0) - 1/\tau, \\ \Delta(n_1 + \beta_1) < \Delta(n_0 + \beta_0)/\tau - 1/\tau^2, \end{array} \right. \quad (67s)$$

$$p_{20}(\mathbf{n} + \boldsymbol{\beta}) = 1, \quad \text{if} \quad \left| \begin{array}{l} \Delta(n_1 + \beta_1) \geq 0, \\ \Delta(n_1 + \beta_1) > \Delta(n_0 + \beta_0) - 1, \\ \Delta(n_1 + \beta_1) < \Delta(n_0 + \beta_0)/\tau - 1/\tau^2, \end{array} \right. \quad (67t)$$

$$p_{21}(\mathbf{n} + \boldsymbol{\beta}) = 1, \quad \text{if} \quad \left| \begin{array}{l} \Delta(n_1 + \beta_1) \geq 0, \\ \Delta(n_1 + \beta_1) < \Delta(n_0 + \beta_0) - 1, \\ \Delta(n_1 + \beta_1) > \tau\Delta(n_0 + \beta_0) - 2, \end{array} \right. \quad (67u)$$

$$p_{22}(\mathbf{n} + \boldsymbol{\beta}) = 1, \quad \text{if} \quad \left| \begin{array}{l} \Delta(n_1 + \beta_1) \geq 0, \Delta(n_0 + \beta_0) < \tau, \\ \Delta(n_1 + \beta_1) < \tau\Delta(n_0 + \beta_0) - 2, \end{array} \right. \quad (67v)$$

$$p_{23}(\mathbf{n} + \boldsymbol{\beta}) = 1, \quad \text{if} \quad \left| \begin{array}{l} 0 \leq \Delta(n_0 + \beta_0) < 1/\tau, \\ 0 \leq \Delta(n_1 + \beta_1) < 1/\tau. \end{array} \right. \quad (67w)$$

In other cases the probabilities $p_k(\mathbf{n} + \boldsymbol{\beta}) = 0$.

References

1. Penrose R. // Bull. Inst. Math. Appl. 1974. V.10.P.226
2. Shechtman D., Blech I., Gratias D., Cahn J.W. //Phys. Rev. Lett., 1984, V.53. PP 1951-1953.
3. P. Kramer // Acta Crystallogr., 1982, v. A38, P. 257-264.
4. Kramer P., Neri.R //Acta Crystallogr., 1984, v. A40, P. 580.
5. P.A. Kalugin, A. Kitaev, and L. Levitov //JETP 1985, V 41, PP 119.
6. M.Duneau and A. Katz, Phys. Rev. Lett., 1985, V 54, P 2688.
7. Sachdev S., Nelson D.R. // Phys. Rev., V. B, 1984.

8. J.E.S. Socolor, P.J Steinhardt, and D. Levine. //Phys. Rev. B, 1985, V 32, 5547
9. D. Levine., P.J. Steinhardt // Phys. Rev. B, 1986, V 34, P 596
10. N. de Bruijn. // Ned. Akad. Weten. Proc. Ser. A, 1981, V 43, P 27; 1981, V 43, P 39; 1981, V 43, P 53
11. F. Gahler and J. Rhyner, // J. Math. Phys. A, 1986, V19, P 267.
12. H.-C. Jeang & P.J. Steinhardt // Phys. Rev. Lett., 1994, V 73, PP 1943-1946.
13. A. Janner & T. Jansen. // Phys. Rev. B, 1977, V 15, PP643-658.
14. A. Janner & T. Jansen. // Acta Crystallogr., A, 1980, V 36, PP 399-415.
15. A.S. Fraenkel // Canad. J. Math., 1969, V 21, PP 6-27.
16. A.S. Fraenkel, M.Mushkin, and U. Tassa. // Canad. Math. Bull., 1978, V 21, PP441-446.
17. E. N. Gilbert. // Amer. Math. Monthly, 1963, V 70, PP 736-738.
18. P.S. Kireyev //Vvedenie v teoriu grupp i eye primeneniye v fizike tverdogo tela. 1979, M "Vysshaya shkola" s.54.