

Apparent finite-size effect in the dynamics of supercooled liquids

Kang Kim¹ and Ryoichi Yamamoto²

¹*Department of Applied Mathematics and Physics, Graduate School of Informatics, Kyoto University, Kyoto 606-8501, Japan*

²*Department of Physics, Kyoto University, Kyoto 606-8502, Japan*

(October 21, 2019)

System-size effects in simulations are examined for a model supercooled liquid with different particle numbers $N = 108$ and 10000 . Although the pair correlation functions are confirmed to be almost identical for both systems at all temperatures, a significant discrepancy arises in dynamical properties. The structural α relaxation in the small system is considerably slower than that in the large system for temperatures below T_c at which the size of cooperative particle motions become comparable to the small cell size. The discrepancy increases with further decreasing temperature.

PACS numbers: 64.70Pf, 66.10.Cb, 61.43Fs

As liquids are cooled toward the glass transition temperature T_g , drastic slowing-down is observed in dynamical properties, such as the structural relaxation time, diffusion constant, and viscosity [1,2], whereas only small changes are found in static properties. The goal of theoretical investigations on glass transitions is to understand the universal mechanism which gives rise to the drastic slowing-down. To this end, a great number of molecular dynamics (MD) simulations have been carried out in last three decades. In these studies, 100 – 1000 particles systems were typically used under the periodic boundary condition (PBC) to simulate pseudo-bulk systems with a reasonable computation cost.

The situation has been changed very recently owing to the rapid progress in computational facilities. Several recent MD simulations have detected *dynamic heterogeneities* in supercooled liquid mixtures [3–8]. That is, rearrangements of particle configurations in glassy states are cooperative, involving many molecules, owing to configuration restrictions. In particular, we have examined bond breakage processes among adjacent particle pairs and found that the broken bonds in an appropriate time interval ($\sim 0.1\tau_b$ where τ_b is the bond life time) are very analogous to the critical fluctuations in Ising spin systems with their structure factor being excellently fitted to the Ornstein-Zernike form [3,4]. The correlation length ξ thus obtained is related to the α relaxation time τ_α via the dynamic scaling law, $\tau_\alpha \sim \xi^z$, with $z = 4$ in 2D and $z = 2$ in 3D. The heterogeneity structure in the bond breakage is essentially the same as that in jump motions of particles from cages or that in the local diffusivity [5]. However, there is no theory taking into account these cooperative particle motions yet.

When one carry out MD simulations for supercooled liquids, it is usually assumed that the results are not largely affected by the system size as long as reasonably large systems are used. This assumption seems quite reasonable because pair correlation functions for glasses are qualitatively the same as those for normal liquids which

have no long-range order. In fact, the robustness of static properties, such as the radial distribution function $g(r)$ or the static structure factor $S(q)$, to the system size has been confirmed by MD simulations. However, less attention has been paid to dynamic properties so far. As is mentioned above, the dynamical heterogeneity correlation length ξ grows rapidly with lowering the temperature. It means that ξ can easily be comparable to the size of simulation boxes in highly supercooled states. We can thus expect a new type of finite-size effects in the dynamics when ξ becomes comparable to the system size L , even if there observed no such effects in static properties. The purpose of this letter is to examine this effect directly by systematic MD simulations. The results will be discussed in connection with existing theory and experiments.

Our liquid mixture is composed of two particle species 1 and 2. They interact via the soft-core potentials $v_{ab}(r) = \epsilon(\sigma_{ab}/r)^{12}$ with $\sigma_{ab} = (\sigma_a + \sigma_b)/2$, where r is the distance between two particles and $a, b \in \{1, 2\}$. The interaction is truncated at $r = 2.5\sigma_1$. The mass ratio is $m_2/m_1 = 2$. The size ratio is $\sigma_2/\sigma_1 = 1.2$, which is known to prevent crystallization [6,9]. No tendency of phase separation is detected at this size ratio at least in our computation times. We fix the particle density $\rho = (N_1 + N_2)/L^3$ at a very high value of $0.8/\sigma_1^3$, so the particle configurations are severely jammed at low temperatures. We have performed MD simulations in three-dimensional space for two systems having different number of particles, *i.e.*, $N = N_1 + N_2 = 108$ in the small one and $N = 10000$ in the large one with $x_1 = x_2 = 0.5$, where $x_a = N_a/N$. PBC was used in both cases. The corresponding system linear dimensions are $L^{small} = 5.13\sigma_1$ and $L^{large} = 23.2\sigma_1$, respectively. We will measure space and time in units of σ_1 and $\tau_0 = (m_1\sigma_1^2/\epsilon)^{1/2}$. The temperature T will be measured in units of ϵ/k_B . Simulations have been carried out at $T = 0.772, 0.473, 0.352$, and 0.306 with the time step $\Delta t = 0.005$. At each temperature, the systems were well equilibrated in the

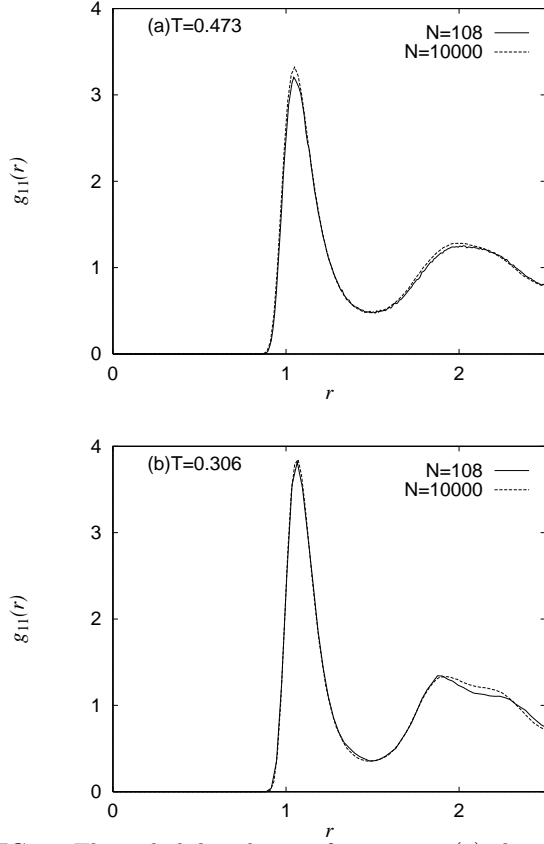


FIG. 1. The radial distribution function $g_{11}(r)$ obtained at two different temperatures $T = 0.473$ (a) and 0.306 (b). The solid lines are for the small system ($N = 108$) and the dashed lines are for the large system ($N = 10000$).

canonical condition. Data are taken in the microcanonical condition, subsequently. Very long annealing times (10^5 for $T = 0.306$) are chosen in both cases, thus no appreciable aging effect is detected in various quantities such as the pressure or the density time correlation functions in the present simulations.

Let us first consider the finite-size effects in static properties. We here introduce the pair correlation functions $g_{ab}(r)$ by

$$x_a x_b \rho g_{ab}(r) = [\langle \hat{n}_a(\mathbf{r}) \hat{n}_b(\mathbf{0}) \rangle - N_a \delta_{ab} \delta(r)] / N, \quad (1)$$

where $\hat{n}_a(\mathbf{r}) = \sum_j \delta(\mathbf{r} - \mathbf{r}_{aj})$ are the number densities in terms of the particle positions of the a component \mathbf{r}_{aj} ($a, b \in 1, 2$ and $j = 1, \dots, N_a$). We then plotted $g_{11}(r)$ for both systems in Fig.1 for $T = 0.473$ (a) and 0.306 (b). Since only the same tendency has been found for g_{12} and g_{22} , they were not shown. The static structure factor

$$S_{\rho\rho}(q) = \langle \hat{\rho}_{\text{eff}}(\mathbf{q}) \hat{\rho}_{\text{eff}}(-\mathbf{q}) \rangle / N \quad (2)$$

was also calculated, where $\hat{\rho}_{\text{eff}}(\mathbf{q}) = \sigma_1^3 \hat{n}_1(\mathbf{q}) + \sigma_2^3 \hat{n}_2(\mathbf{q})$ is the Fourier component of the local volume density $\hat{\rho}_{\text{eff}}(\mathbf{r}) = \sigma_1^3 \hat{n}_1(\mathbf{r}) + \sigma_2^3 \hat{n}_2(\mathbf{r})$. We plotted $S_{\rho\rho}(q)$ in Fig.2 for $T = 0.473$ (a) and 0.306 (b).

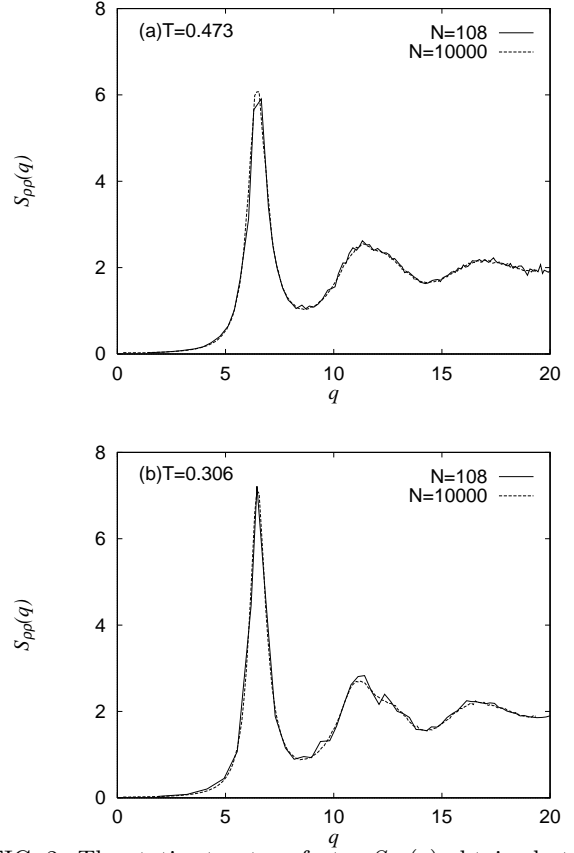


FIG. 2. The static structure factor $S_{\rho\rho}(q)$ obtained at two different temperatures $T = 0.473$ (a) and 0.306 (b). The solid lines are for $N = 108$ and the dashed lines are $N = 10000$.

The volume fraction of the soft-core regions is given by $(4\pi/3L^3) \int d\mathbf{r} \hat{\rho}_{\text{eff}}(\mathbf{r})$, and $S_{\rho\rho}(q)$ is a linear combinations of the usual static structure factors,

$$S_{ab}(q) = x_a \delta_{ab} + x_a x_b \rho \int d\mathbf{r} e^{i\mathbf{q} \cdot \mathbf{r}} [g_{ab}(r) - 1]. \quad (3)$$

The dimensionless wave number q is measured in units of σ_1^{-1} . At first glance, the overall shapes of $g_{11}(r)$ and $S_{\rho\rho}(q)$ are rather insensitive to the temperature change; those for $T = 0.473$ and 0.306 are similar to each other. However, one can find some quantitative differences between them. The heights of the first peaks increase at lower temperatures as is usually observed. Figs.1 and 2 show also that $g_{11}(r)$ and $S_{\rho\rho}(q)$ obtained from the small and the large systems agree each other very well; there observed no systematic deviations between them. This clearly demonstrates that the system-size effect is negligibly small in particle configurations even for our $N = 108$ system regardless of the degree of supercool. The same tendency has been confirmed for other temperatures.

We next consider the finite-size effects in dynamical properties. Structure relaxation can be probed experimentally by measuring the coherent or the incoherent intermediate scattering functions, $F(q, t)$ or $F_s(q, t)$.

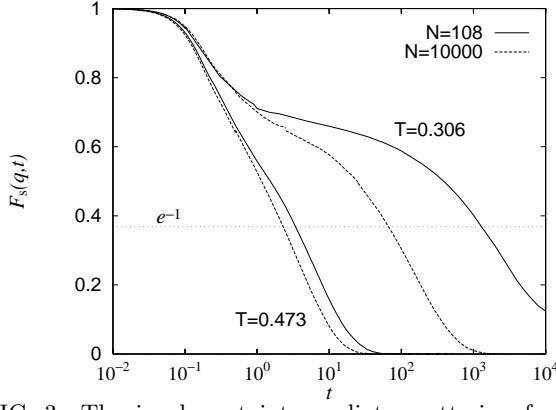


FIG. 3. The incoherent intermediate scattering function $F_s(q, t)$ of the particle 1 with $q = 2\pi$ obtained at two different temperatures $T = 0.473$ and 0.306 . The solid lines are for $N = 108$ and the dashed lines are for $N = 10000$.

The decay profiles of those two functions are known to coincide at the first peak wave number q_m in $F(q, 0)$. This has been confirmed for a Lennard-Jones binary mixture [10] and also for the present soft-sphere mixture [5]. Since $F_s(q, t)$ can be more accurately determined via MD, we here calculate the incoherent scattering function for the particle 1

$$F_s(q, t) = \frac{1}{N_1} \left\langle \sum_{j=1}^{N_1} \exp[i\mathbf{q} \cdot \Delta\mathbf{r}_j(t)] \right\rangle, \quad (4)$$

where $\Delta\mathbf{r}_j(t) = \mathbf{r}_j(t) - \mathbf{r}_j(0)$ is the displacement vector of the j -th particle, and $\langle \dots \rangle$ indicates an average over independent configurations at $t = 0$. Although $F_s(q, t)$ tends to decay almost single exponentially at high temperatures, it exhibits multi-step relaxations at lower temperatures. The function thus shows a plateau in an intermediate time range. This is due to the fact that at lower temperatures the particle motions are highly jammed and thus trapped in effective cages surrounded by their neighbors for a while. The α relaxation time τ_α , which corresponds to a characteristic life time of the effective cages, is then defined by $F_s(q, \tau_\alpha) = e^{-1}$ at $q = 2\pi$ for several temperatures. Fig. 3 shows the decay profiles of $F_s(q, t)$ for both systems at $q = 2\pi$ for $T = 0.473$ and 0.306 . Here, we can observe that the two curves are close to each other at $T = 0.473$ in all time range, and the measured α relaxation times for the small system τ_α^{small} and for the large system τ_α^{large} are of the same order. We obtained $\tau_\alpha^{small} \simeq 3.5$ and $\tau_\alpha^{large} \simeq 2.5$ at $T = 0.473$. However, the situation is different at $T = 0.306$ where $F_s(q, t)$ exhibits two-step relaxations; the faster and the slower parts are often called the (fast-) β and the α relaxations, respectively. Note also that the decay profiles for the two systems differ significantly in the α regime, whereas they agree very well in the β regime. We then determined $\tau_\alpha^{small} \simeq 1320$ and $\tau_\alpha^{large} \simeq 75$ at $T = 0.306$. Similarly, τ_α^{small} and τ_α^{large} were determined for other temperatures.

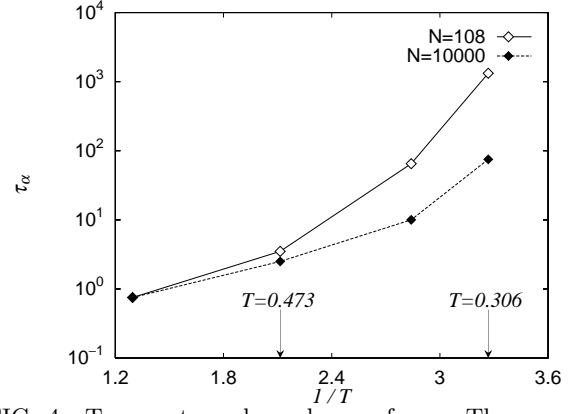


FIG. 4. Temperature dependence of τ_α . The open diamonds are for $N = 108$ and filled diamonds are for $N = 10000$. Note that $\xi \simeq L^{small} = 5.13$ at $T = 0.473$ and $\xi \simeq L^{large} = 23.2$ at $T = 0.306$.

Finally, we plot in Fig. 4 the temperature dependence of τ_α^{small} and τ_α^{large} . At the highest temperature $T = 0.772$, τ_α^{small} and τ_α^{large} are exactly equal, but they begin to deviate from each other around $T = 0.473$. We have determined the size of the dynamical heterogeneity ξ at various conditions in our previous work. $\xi \simeq 5$ determined at $T = 0.473$ is comparable to the box size of the small system $L^{small} = 5.13$. The deviation between τ_α^{small} and τ_α^{large} increases with further decreasing temperature below 0.473 , and finally τ_α^{small} becomes almost twenty times larger than τ_α^{large} at the lowest temperature $T = 0.306$. This attributes to the fact that ξ determined by our large scale simulations grows much larger than L^{small} and thus the cooperative motions are strongly suppressed in the small system at those temperatures. The structural relaxation time of the smaller system shows a stronger (super-Arrhenius) temperature dependence as a result of the finite-size effect. Remembering the fact that the pair correlation functions are almost identical for both the systems at all temperatures, this effect may attribute to higher order static correlation functions or possibly purely kinetic origins. We should point out that the finite-size effects are significant and crucial in MD simulations of highly supercooled liquids. Care must be needed to the system size if one wants to explore the realistic relaxation dynamics in the α regime. This has not yet been recognized seriously.

Within the framework of conventional liquid theories [11], changes in static particle configurations upon cooling lead to the drastic slowing down toward the glass transition. The mode coupling theory (MCT) [12,13] is the most successful self-consistent approach within this framework. MCT can describe onset of glassy slowing down (or slow structural relaxations) in the density time correlation functions. In the original MCT, however, a sharp Ergodic/Non-ergodic transition is predicted at a temperature T_0 which is considerably above T_g . This behavior has never been seen in real glassy systems, and

thus it is believed that the MCT has some problem to describe the dynamics of supercooled liquids below T_0 . Unfortunately the problem has not been fully overcome in the revised versions, yet. The main problem is believed to be the fact that MCT do not take into account the hopping motions of particles, which are cooperative and thus long ranged, as is seen in recent MD simulations [3–8]. It is an interesting fact that the behavior of structural relaxations in our small system, in which cooperative hopping motions are suppressed, becomes somehow closer to the MCT prediction.

It is worth mentioning several experimental attempts to detect the evidence of the dynamical heterogeneity in glassy materials. Among many of them, one of the most useful and interesting approaches are the recent experiments on glass-forming thin films. The thickness dependence of the film properties is the main interest in these studies [14–17]. Jérôme and Commandeur [16] investigated the relaxation behavior of a glass-forming liquid crystal confined between two walls. Fukao and Miyamoto [17] measured the thickness dependence of the glass transition temperature T_g of polymer films. The motivations of those studies are quite similar to the present study; they aimed to control the size ξ of the cooperative motions by changing the film thickness d . They observed that the relaxation time and T_g depend considerably on the film thickness upon decreasing d . They speculated that the cooperative particle motions in the direction normal to the film may be truncated near the interfaces, and this effect becomes dominant when $\xi \simeq d$. Thus the system size restriction can *enhance* the particle motions. Note that this is opposite to the present result in which the restriction *suppresses* the particle motions. This discrepancy is not very surprising because the situation is much more complicated in polymer films than in our case. The system size restriction occurs only in one direction normal to the films and other two in-plane directions are restriction free, whereas all directions are equally restricted in our simulations. Ray and Binder performed Monte Carlo simulations for two-dimensional lattice polymer near the glass transition. Interestingly, they found the diffusion constant is larger in smaller systems [18]. We believe that exploring the microscopic relaxation mechanisms in glass-forming (both simple and polymer) thin films are definitely new and interesting.

In summary, we have examined finite-size effects in the dynamics of supercooled liquids by MD simulation. Both static and dynamical properties are considered. We have found that apparent finite-size effects arise in dynamical properties upon cooling, whereas no such effects are seen in static pair correlation functions. The structural α relaxation processes, which involve cooperative particle motions with the length scale ξ , is strongly suppressed

for temperatures lower than T_c at which ξ becomes comparable to the system size. The present results may be regarded as a natural consequence of the dynamical heterogeneity appearing in supercooled liquids.

We thank Profs. T. Munakata and A. Onuki for helpful discussions. This work is supported by a Grant in Aid for Scientific Research from the Japanese Ministry of Education, Science and Culture. Calculations have been carried out at the Supercomputer Laboratory, Institute for Chemical Research, Kyoto University and Human Genome Center, Institute of Medical Science, University of Tokyo.

-
- [1] J. Jäckle, Rep. Prog. Phys. **49**, 171 (1986).
 - [2] M. D. Ediger, C. A. Angell, and R. Nagel, J. Phys. Chem. **100**, 13200 (1996).
 - [3] R. Yamamoto and A. Onuki, J. Phys. Soc. Jpn. **66**, 2545 (1997); Europhys. Lett. **40**, 61 (1997); A. Onuki and R. Yamamoto, J. Non-Cryst. Solids, **235–237**, 34–40 (1998).
 - [4] R. Yamamoto and A. Onuki, Phys. Rev. E **58**, 3515 (1998).
 - [5] R. Yamamoto and A. Onuki, Phys. Rev. Lett., **81**, 4915–4918 (1998); *Proceedings of the Tohwa University International Symposium "Slow Dynamics in Complex Systems"*, AIP Conference series, in print.
 - [6] T. Muranaka and Y. Hiwatari, Phys. Rev. E **51**, R2735 (1995); J. Phys. Soc. Jpn. **67**, 1982 (1998).
 - [7] D.N. Perera and P. Harrowell, Phys. Rev. E **54**, 1652 (1996); D.N. Perera, J. Phys.: Condens. Matter, **10**, 10115–10134 (1998).
 - [8] W. Kob *et al.*, Phys. Rev. Lett. **79**, 2827 (1997); C. Donati *et al.*, Phys. Rev. Lett. **80**, 2338 (1998); S. Glotzer and C. Donati, J. Phys.: Condens. Matter, **11**, A285–A295 (1999).
 - [9] B. Bernu, Y. Hiwatari and J.P. Hansen, J. Phys. C **18**, L371 (1985); B. Bernu, J.P. Hansen, Y. Hiwatari and G. Pastore Phys. Rev. A **36**, 4891 (1987); J. Matsui, T. Odagaki and Y. Hiwatari, Phys. Rev. Lett. **73**, 2452 (1994).
 - [10] W. Kob and H.C. Andersen, Phys. Rev. E **52**, 4134 (1995).
 - [11] J.P. Hansen and I.R. McDonald, *Theory of Simple Liquids* (Academic Press, London, 1986).
 - [12] U. Bengtzelius, W. Götze and A. Sjölander, J. Phys. C **17**, 5915 (1984).
 - [13] E. Leutheusser, Phys. Rev. A **29**, 2765 (1984).
 - [14] W.E. Wallace, J.H. Van Zanten and W.L. Wu, Phys. Rev. E **52**, R3329 (1995).
 - [15] J.A. Forrest, K. Dalnoki-Veress and J.R. Dutcher, Phys. Rev. E **56**, 5705 (1997).
 - [16] B. Jérôme and J. Commandeur, Nature **386**, 589 (1997); B. Jérôme, J. Phys.: Condens. Matter, **11**, A189–A197 (1999).
 - [17] K. Fukao and Y. Miyamoto, cond-mat/9810171.
 - [18] P. Ray and K. Binder, Europhys. Lett. **27** 53 (1994).