

Analytic computation of the Instantaneous Normal Modes spectrum in low density liquids

Andrea Cavagna,^{*} Irene Giardina[†]

Theoretical Physics, University of Oxford, 1 Keble Road, Oxford, OX1 3NP, United Kingdom

Giorgio Parisi[‡]

Dipartimento di Fisica, Università di Roma La Sapienza and INFN Sezione di Roma I, P.le Aldo Moro 5, 00185 Roma, Italy
(May 30, 2024)

Abstract: We analytically compute the spectrum of the Hessian of the Hamiltonian for a system of N particles interacting via a purely repulsive potential in one dimension. Our approach is valid in the low density regime, where we compute the exact spectrum also in the localized sector. We finally perform a numerical analysis of the localization properties of the eigenfunctions.

Great efforts have recently been done to find a comprehensive microscopic theory able to describe the behaviour of glasses over their entire temperature range [1]. The key point is to understand the mechanism of the glass transition and to find a description suitable both for the super-cooled liquid and for the amorphous solid which forms at low temperature. The general frame where a great number of recent analysis have been performed is the Instantaneous Normal Modes (INM) approach [2]. The main idea of this approach is that liquids are ‘solid-like’ at short times $t < \tau$, where the typical diffusion time τ increases strongly when lowering the temperature. Liquids’ dynamics would correspond in this picture to vibrations about some equilibrium positions with periodic jumps into new local minima [3]. In order to describe in a quantitative way this behaviour, it is important to study the properties of the Hessian matrix of the Hamiltonian, averaged over the equilibrium Boltzmann distribution. The crucial quantity is the typical *spectrum* of the Hessian, whose eigenvectors are the so-called Instantaneous Normal Modes. The determination of the spectrum therefore represents a vital task for any theoretical study of liquids.

The aim of this letter is to outline an analytic approach for the computation of the INM spectrum. Some important steps in this direction have been recently done in [4] and [5], where a remarkably good agreement with numerical simulations on liquids has been achieved. However, the former analytic computations of the INM spectrum used a Gaussian distribution function for the auxiliary degrees of freedom of the liquid [5], precluding any possible detection of localized modes. This is the main crucial

difference with the computation we present here, which, going beyond the Gaussian approximation, allows us to compute the spectrum also in the localized sector. This point is particularly relevant for the study of the glass transition. Indeed, it has been argued in the context of the INM approach, that the Mode Coupling transition, marking the crossover from a non-Arrhenius behaviour of the viscosity to an Arrhenius one, occurs when the fraction of negative delocalized modes (the only ones related to collective particles diffusion) drops to zero [6]. In view of this, an approach able to investigate also the properties of the localized region can prove extremely useful.

Let us consider a system of N interacting particles with Hamiltonian $H = \sum_{k>l}^N V(r_{kl})$, where $V(r)$ is a two-body potential. The Hessian matrix \mathbf{A} is defined by, $A_{kl}^{\mu\nu} = \partial_k^\mu \partial_l^\nu H$, with $\mu, \nu = 1, \dots, d$, being d the dimension of the space. In the present letter we shall consider the one dimensional case $d = 1$, in order to keep the algebra as simple as possible. The form of \mathbf{A} is $A_{kl} = -J_{kl} + \delta_{kl} \sum_i J_{ki}$, where $J_{kl} = V''(r_{kl})$. The diagonal term of \mathbf{A} is a consequence of the translational invariance of the system, which requires $\sum_k A_{kl} = 0$.

As a first step in our analysis, we must find out what is the probability distribution of the matrix \mathbf{J} induced by the equilibrium probability over the positions of the particles. We introduce here our first approximation, assuming that the probability distribution $P[\mathbf{J}]$ is factorized into the single probabilities of the particles pairs. In this way the elements of \mathbf{J} (but not of \mathbf{A}) are independently distributed, i.e. $P[\mathbf{J}] \equiv \prod_{k>l}^N p(J_{kl})$. This approximation works well at low densities and it is thus suitable for a study of the glass transition when this is approached from the liquid phase.

Once assumed this factorized form for $P[\mathbf{J}]$, we can express the pair-probability $p(J)$ as,

$$p(J) = \frac{\rho}{N} \int dr g^{(2)}(r) \delta(J - V''(r)) , \quad (1)$$

where $g^{(2)}(r)$ is the two-particles correlation function and ρ is the density. In the following we shall consider the soft-spheres potential $V(r) = 1/r^m$. In this case density and temperature scale homogeneously, so that we can simply fix the density $\rho = 1$ and consider the high temperature regime as equivalent to the low density one. We remark however that this does not hold for a non-

^{*}E-mail: a.cavagna@physics.ox.ac.uk

[†]E-mail: i.giardina@physics.ox.ac.uk

[‡]E-mail: giorgio.pari@roma1.infn.it

homogeneous potential and that what follows must be interpreted as a low density calculation.

In the definition of $p(J)$ we must insert the explicit form of $g^{(2)}(r)$, which can be obtained by means of some approximation schemes in liquid theory or by numerical simulations. In the present context we want to show what are the results of our method in the simplest analytical way, so that we stop at the first order of the virial expansion and assume $g^{(2)}(r) = \exp(-\beta V(r))$. Thus, from eq.(1) we have,

$$p(J) \sim \frac{1}{N} \frac{e^{-\hat{\beta} J^b}}{J^{1+c}} \equiv \frac{1}{N} q(J) , \quad (2)$$

with $\hat{\beta} = \beta [m(m+1)]^{\frac{1}{m+2}}$, $b = m/(m+2)$ and $c = 1/(m+2)$. For realistic values of m (typically $m = 12$) the parameter b is very close to one. Therefore, we will directly set $b = 1$ in $p(J)$ in order to simplify our calculation. We will show in the discussion of our results that the actual spectrum is very weakly dependent on this approximation. As it stands the distribution $p(J)$ is not normalizable, but we can regularize it in the following way. Let us put an IR cut-off \bar{r} , by setting $V(r) = 0$ for $r > \bar{r}$, and let $\eta = V(\bar{r})$. We obtain in this way a regularized form of the pair probability:

$$p_\eta(J) = \delta(J) + \frac{1}{N} \left(q(J) \theta(J - \eta) - \delta(J) \int_\eta^\infty dJ' q(J') \right) \quad (3)$$

where $q(J)$ is defined in equation (2). In the following we shall use the notation,

$$\langle f(J) \rangle \equiv \int_\eta^\infty dJ q(J) [f(J) - f(0)] \quad (4)$$

Note an important point: the distribution $p_\eta(J)$ is *diluted*, since the probability of finding an element of the matrix \mathbf{J} larger than η is of order $1/N$.

In order to compute the spectrum of \mathbf{A} we introduce the resolvent, $G_{kl}(\lambda|\mathbf{J}) = [\lambda - \mathbf{A} + i\epsilon]_{kl}^{-1}$. In the following we shall include the small imaginary term $i\epsilon$ in λ . The spectrum (or density of states) $D(\lambda)$ is then given by, $D(\lambda) = \lim_{\epsilon \rightarrow 0} \text{Im Tr } \mathbf{G}(\lambda)/\pi N$, where $\mathbf{G}(\lambda)$ is the average over \mathbf{J} of the resolvent. Following the recursive method of [7], we write now a self-consistent equation for \mathbf{G} . Given a system of N particles, we add an extra particle, with label 0, and we write the expression of the (0,0) component of \mathbf{G} in the $(N+1)$ -particles system, isolating the contribution of the 0-th particle:

$$iG_{00}^{(N+1)}(\lambda|\mathbf{J}) = \frac{1}{Z} \int d\phi d\psi_1 \dots d\psi_N \phi^2 e^{S(\phi, \psi_1 \dots \psi_N)} ,$$

where Z is the effective partition function and where $\phi \equiv \psi_0$. The action S is given by,

$$S = \frac{i}{2} \lambda \phi^2 - \frac{i}{2} \sum_{k=1}^N J_{0k} (\phi - \psi_k)^2 + \frac{i}{2} \sum_{k,l=1}^N \psi_k [G^{(N)}]_{kl}^{-1} \psi_l .$$

In the same spirit as the cavity method [8], we have written a self-consistent equation which relates the element $G_{00}^{(N+1)}$ of the system with $(N+1)$ particles, to the matrix $G_{kl}^{(N)}$ of the system with N particles. We note that $G_{kl}^{(N)}$ is the resolvent of the system in absence of the 0 particle and therefore it does not depend on the new vector J_{0k} . Besides, it is shown in [7] that only the diagonal elements contribute to the last sum in the action S .

Since we have to perform an average over \mathbf{J} , it is useful to introduce replicas, by writing $Z^{-1} = \lim_{n \rightarrow 0} Z^{n-1}$. After replication we have:

$$iG_{00}^{(N+1)}(\lambda|J_{0k}, G_{kk}^{(N)}) = \lim_{n \rightarrow 0} \frac{1}{n} \int d\vec{\phi} (\vec{\phi})^2 \Omega(\vec{\phi}|J_{0k}, G_{kk}^{(N)}) ,$$

where $\vec{\phi} \equiv (\phi_1 \dots \phi_n)$ and

$$\Omega(\vec{\phi}|J_{0k}, G_{kk}^{(N)}) = e^{i\frac{\lambda}{2} \sum_a \phi_a^2} \times \int \prod_{k=1}^N d\vec{\psi}_k e^{-\frac{i}{2} \sum_{k,a}^{N,n} J_{0k} (\phi_a - \psi_{k,a})^2} e^{\frac{i}{2} \sum_{k,a}^{N,n} \psi_{k,a}^2 [G^{(N)}]_{kk}^{-1}} . \quad (5)$$

The crucial quantity is now the average probability distribution $\Omega(\vec{\phi})$, obtained by averaging expression (5) over \mathbf{J} . Indeed, from Ω we can reconstruct the average resolvent \mathbf{G} by integration over $\vec{\phi}$ and therefore obtain the spectrum. Thus, unlike what has been done in [7], we shift our attention on the pursue of a self-consistent equation for Ω and not for the resolvent \mathbf{G} itself. Let us note that it is this very distribution $\Omega(\vec{\phi})$ that has been assumed to be Gaussian in the calculations of [4] and [5].

The important observation is that the dependence on the matrix \mathbf{J} of Ω is divided in two independent parts: the vector J_{0k} and the matrix $\mathbf{G}^{(N)}$. We can therefore compute separately the two averages and, after some algebra, we have:

$$\Omega(\vec{\phi}) = e^{i\frac{\lambda}{2} \sum_a \phi_a^2} \exp \left(\int d\vec{\psi} \Omega(\vec{\psi}) \langle e^{-\frac{i}{2} J \sum_a (\phi_a - \psi_a)^2} \rangle \right) .$$

We can now obtain a more tractable integral equation by defining the following function g :

$$g(\vec{\phi}) \equiv \int d\vec{\psi} \Omega(\vec{\psi}) \langle e^{-\frac{i}{2} J \sum_a (\phi_a - \psi_a)^2} \rangle ,$$

whose integral self-consistent equation is,

$$g(\vec{\phi}) = \int d\vec{\psi} e^{i\frac{\lambda}{2} \sum_a \psi_a^2 + g(\vec{\psi})} \langle e^{-\frac{i}{2} J \sum_a (\phi_a - \psi_a)^2} \rangle . \quad (6)$$

We assume now that g depends only on the modulus x of the replica-vector $\vec{\phi}$, so that we can perform the angular part of the integral, then average over the disorder distribution $p_\eta(J)$ and finally let $\eta \rightarrow 0$, to get:

$$g(x) = \frac{\Gamma(2-c)}{c(c-1)} \left[\left(\hat{\beta} + \frac{ix^2}{2} \right)^c - \hat{\beta}^c \right] - x \int_0^\infty dy K(x, y) e^{i\frac{\lambda}{2} y^2 + g(y)} \quad (7)$$

where the kernel K is given by:

$$K(x, y) = \frac{\Gamma(2-c)(1+c)}{\Gamma(\frac{3-c}{2})\Gamma(\frac{3+c}{2})} \frac{xy}{4} \times \int_0^1 dt \left(\frac{t}{1-t} \right)^{\frac{1-c}{2}} \left\{ \left[\hat{\beta} + \frac{i}{2}(x^2 + y^2) \right]^2 + tx^2y^2 \right\}^{\frac{c-2}{2}}.$$

These two equations are the main result of this letter. The important thing is that we have been able to numerically solve the equation for $g(x)$ without any further approximation. Indeed, eq.(7) has the form of a fixed-point equation, so that it is tempting trying to solve it numerically by iteration. This is indeed what we have done, discretizing the function g and the kernel K on a lattice. We have found that the convergence is rather fast and very weakly dependent on the small imaginary part ϵ of λ . Indeed, by setting directly $\epsilon = 0$, the results are very satisfactory and we are able to obtain the solution up to arbitrary precision. Once obtained g for a given value of λ we have computed the spectrum $D(\lambda)$, using the formula,

$$D(\lambda) = \text{Re} \left\{ \frac{1}{\pi} \int_0^\infty dx x e^{i\frac{\lambda}{2}x^2 + g(x)} \right\},$$

which follows from the definitions of D , \mathbf{G} and g . The results are shown in Fig.1, where we have plotted the INM spectrum D as a function of λ , for $m = 12$.

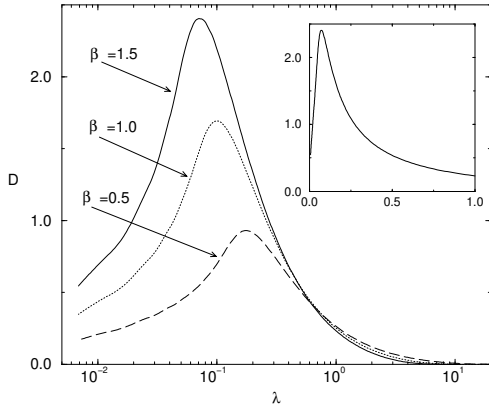


FIG. 1. The INM spectrum D as a function of λ for different values of the scaled temperature $\hat{\beta}$, $m = 12$ and $\epsilon = 0$. The plot is in log-linear scale. In the inset it is shown $D(\lambda)$ for $\hat{\beta} = 1.5$ in linear-linear scale. The spectrum vanishes at $\lambda = 0$.

The spectrum has positive support because $d = 1$ and it depends on the scaled inverse temperature $\hat{\beta}$ in the expected way: for low temperatures (high $\hat{\beta}$) the collisions among particles are weaker, so that the spectrum is peaked on lower value of the eigenvalues. On the other hand, the tail for large λ is larger at higher temperature.

A crucial task is now to check whether the result we have found is correct. To this aim we have done extensive numerical simulations. Once drawn a matrix \mathbf{J} with probability (3), we build \mathbf{A} and diagonalize it numerically. Since the spectrum has huge tails for large eigenvalues, it is convenient in order to compare simulations with analytic results to consider the probability distribution π of $\mu \equiv \ln \lambda$, that is $\pi(\mu) = D(e^\mu)e^\mu$. In Fig.2 we plot $\pi(\mu)$ as obtained from the analytic form of $D(\lambda)$, together with the one obtained from numerical simulations. The two curves are in excellent agreement confirming the validity of our result. Besides, we show in the inset of Fig.2 the numerical spectrum obtained with the original value of $b = m/(m+2)$. The result justifies the sensibility of the approximation $b \sim 1$.

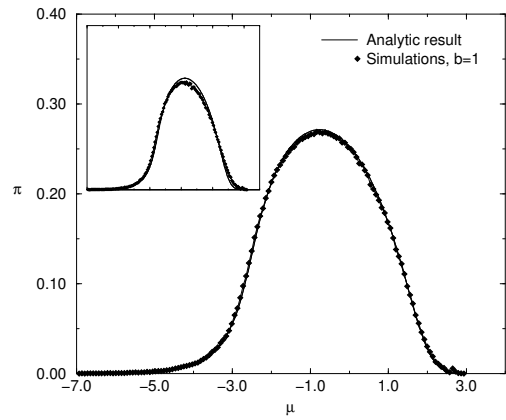


FIG. 2. Numerical simulations vs. analytic solution. We plot here the probability distribution $\pi(\mu)$, with $\mu = \ln \lambda$. Both the curves correspond to a probability distribution with $b = 1$. $N = 600$ and $\eta = 10^{-4}$. $\hat{\beta} = 1$ and $m = 12$. In the inset, on the same scale, we compare the analytic result for $b = 1$ with the simulations performed with $b = m/(m+2)$.

We want to note here that an equation similar to (6) have been derived in [9], with a different method and within a different context. Also in that case the distribution of the disorder was diluted and translationally invariant, but the explicit probability $p(J)$ was different from the one considered here in (2) and (3). Indeed, in [9] it has been considered the following bimodal distribution, $p(J) = \delta(J) + \frac{p}{N}[\delta(J-1/p) - \delta(J)]$, where p was the connectivity of the model [9]. Yet, even with this simple bimodal distribution the spectrum had not been worked out explicitly until now. What we want to remark is that we have been able to compute exactly the spectrum associated to this bimodal distribution, by numerically solving the corresponding self-consistent equation [9]. This result is shown in Fig.3 and can be compared with the approximated solution and the numerical simulations recently performed in [10]. Unlike the liquid case, the limit $\epsilon \rightarrow 0$ is very delicate for the bimodal spectrum. Note the very different form of the spectrum obtained with the

bimodal distribution (Fig.3) and the one obtained with the liquid distribution (3) (inset of Fig.1). In particular, in the liquid spectrum there is no trace of the small tails oscillations present in the bimodal case and discussed in [10].

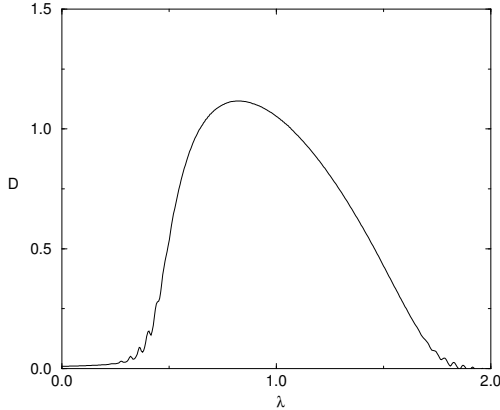


FIG. 3. Analytic solution. The spectrum in the case of the bimodal distribution, with $p = 20$ and $\epsilon = 0.005$. The small non-zero value of D for $\lambda \rightarrow 0$ is due to the non-zero value of ϵ .

An important issue is the analysis of the localization properties of the eigenfunctions. With respect to this an important quantity is the average inverse participation ratio $Y(\lambda)$, which provides information on the nature of the eigenfunctions and can be easily computed via numerical simulations. The inverse participation ratio is defined as, $Y(\lambda_\alpha) = \sum_{i=1}^N (w_\alpha^i)^2$, where $\alpha = 1 \dots N$ is the eigenvalue index and $w_\alpha^i = [\langle \alpha | i \rangle]^2$ is the weight of site i in the eigenfunction $|\lambda_\alpha\rangle$.

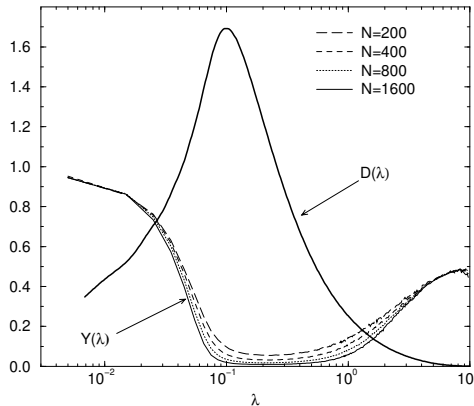


FIG. 4. Inverse participation ratio Y as a function of the eigenvalue λ at different values of N . $\eta = 10^{-4}$, $\hat{\beta} = 1$ and $m = 12$. The thick curve is the spectrum $D(\lambda)$ at the same values of the parameters.

In Fig.4 we plot Y as a function of λ . It is clear from the figure that there are two localizations edges, separating a central region of extended eigenvalues, from the tails where localized states are present. Note that for $\lambda \rightarrow 0$ the inverse participation ratio goes to one and this corresponds to a single particle which happens to be nearly decoupled from the rest of the system. What is important is that the limit $Y \rightarrow 1$ for $\lambda \rightarrow 0$ is smooth, due to the fact that the J distribution we consider is divergent at $J = 0$, such that we never have one single element of order one in a row of \mathbf{J} , with all the other equal to zero. This behaviour in the left tail cannot be present in the case of a bimodal distribution. On the other hand, the localized states of the right tail correspond to pairs of very strongly interacting particles and this naturally leads to a inverse participation ratio equal to $1/2$. A more detailed discussion of the localization properties together with a comparison between numerical simulations and analytical computations will be presented elsewhere.

In this letter we have outlined a general method to study analytically the INM spectrum of a liquid at low densities. We have succeeded in an exact computation in the simple $d = 1$ case, but our method is suitable to be extended to dimensions larger than one. The main difficulty in dimension $d > 1$ is not analytical, but numerical: it is quite easy to write an equation similar to (7), but g becomes a function of two variables, making fairly difficult to solve the self-consistent equation by iteration. We will face this problem in a future work, where we shall also focus on the analysis of the glass transition, by considering the temperature evolution of the fraction of delocalized negative eigenvalues of the INM spectrum.

ACKNOWLEDGMENTS

We thank Paolo Verrocchio for useful discussions. The work of AC and IG was supported by EPSRC Grant No. GR/K97783.

-
- [1] For a recent review see C.A. Angell, *Science* **267**, 1924 (1995) and P. De Benedetti, *Metastable liquids* Princeton University Press (1997).
 - [2] See for example T. Keyes, *J. Chem. Phys. A* **101**, 2921 (1997).
 - [3] F.H. Stillinger and T.A. Weber, *J. Chem. Phys.* **80**, 4434 (1984); R.A. LaViolette and F.H. Stillinger, *J. Chem. Phys.* **83**, 4079 (1985); S. Sastry, *Phys. Rev. Lett.* **76**, 3738 (1996); F. Sciortino and P. Tartaglia, *Phys. Rev. Lett.* **78**, 2385 (1997); T.B. Schröder, S. Sastry, J.C. Dyre and S. Glotzer, e-print cond-mat/9901271.
 - [4] T-M Wu and R.F. Loring, *J. Chem. Phys.* **97**, 8568 (1992).

- [5] Y. Wan and R.M. Stratt, J. Chem. Phys. **100**, 5123 (1994).
- [6] S.D. Bembenek and B.B. Laird, J. Chem. Phys. **104**, 5199 (1996).
- [7] P. Cizeau and J.P. Bouchaud, Phys. Rev. E **50**, 1810 (1994).
- [8] M. Mézard, G. Parisi and M. A. Virasoro, *Spin Glass Theory And Beyond* (World Scientific, Singapore, 1986).
- [9] A.J. Bray and G.J. Rodgers, Phys. Rev. B **38**, 11461 (1988).
- [10] G. Biroli and R. Monasson, e-print cond-mat/9902032 (1999).