

Fig. 1 , A. Oguri, Phys. Rev. B.

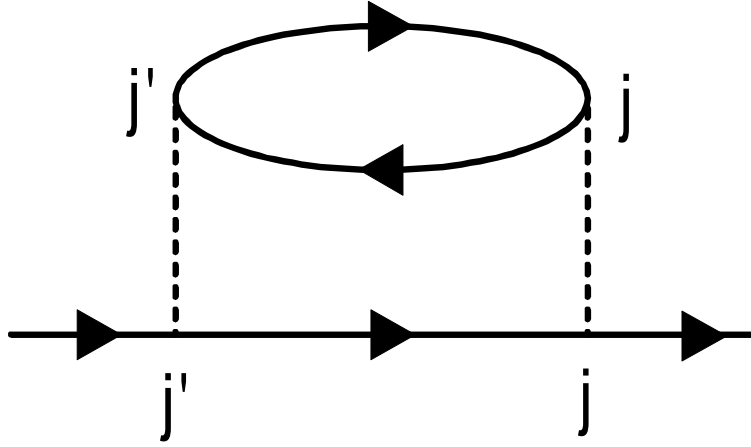
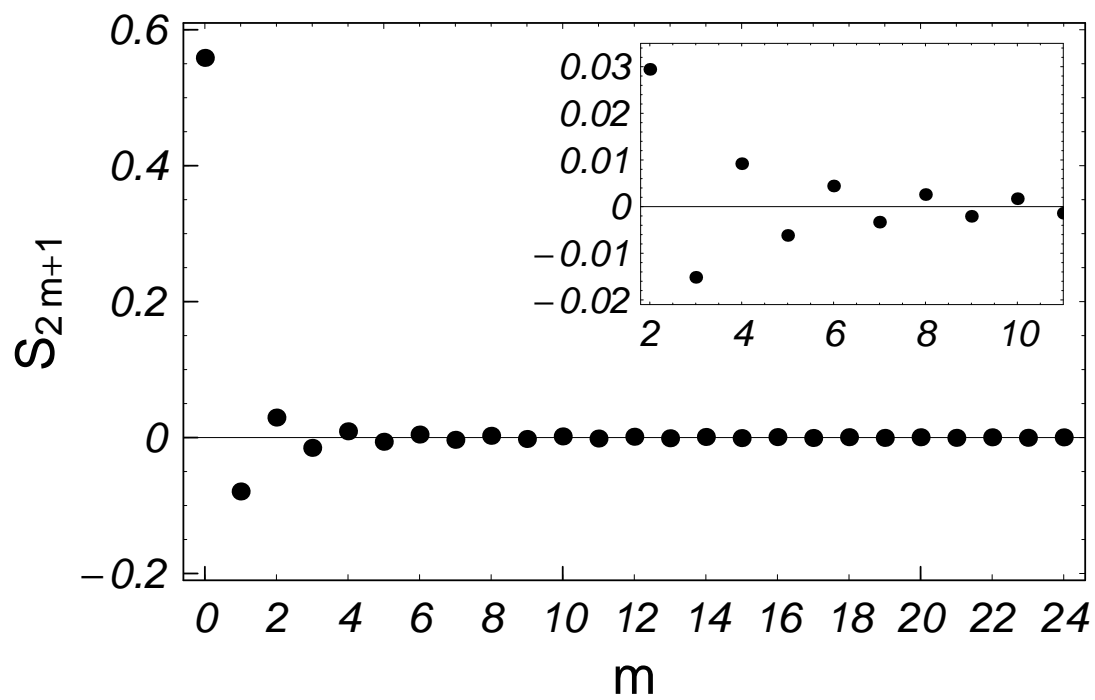
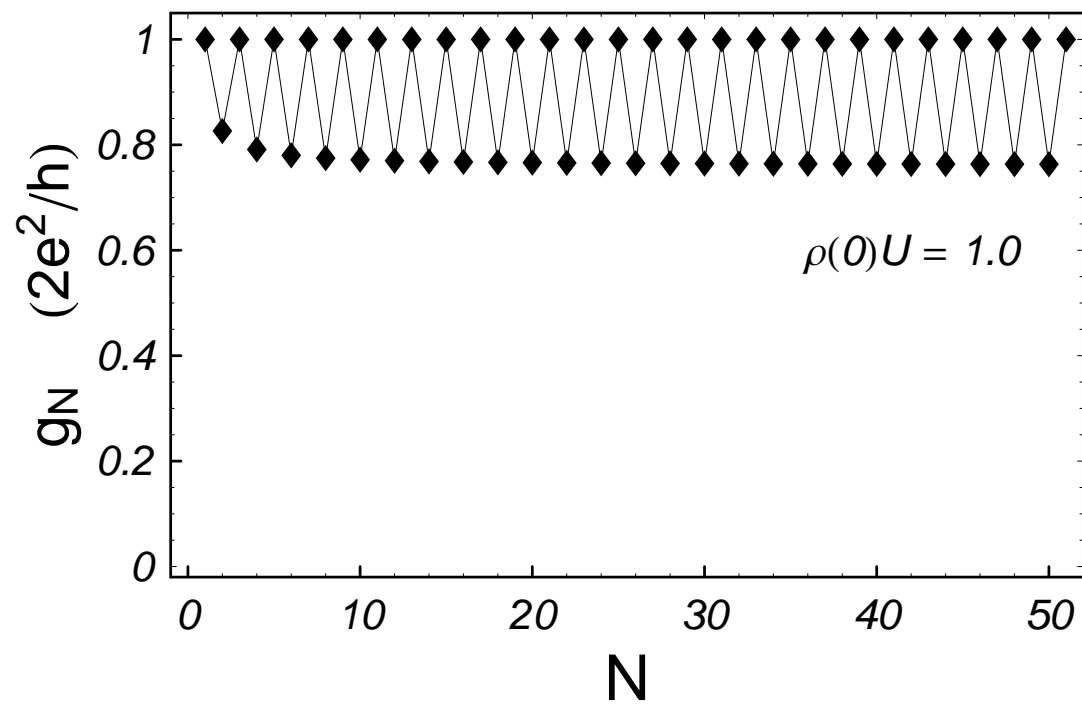
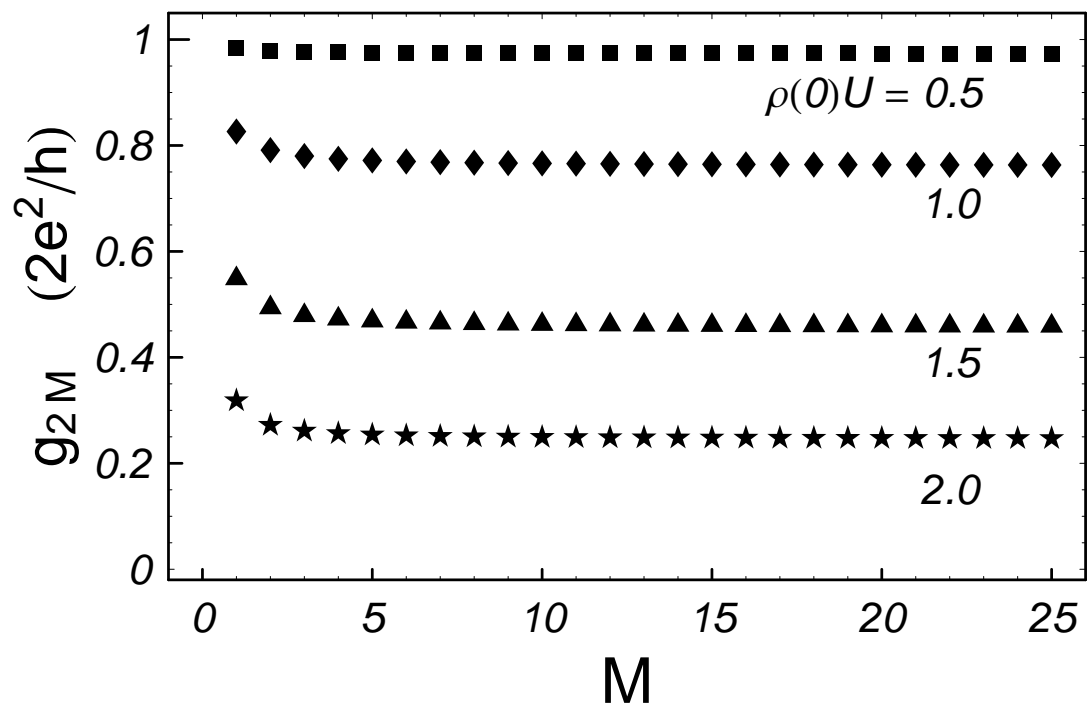
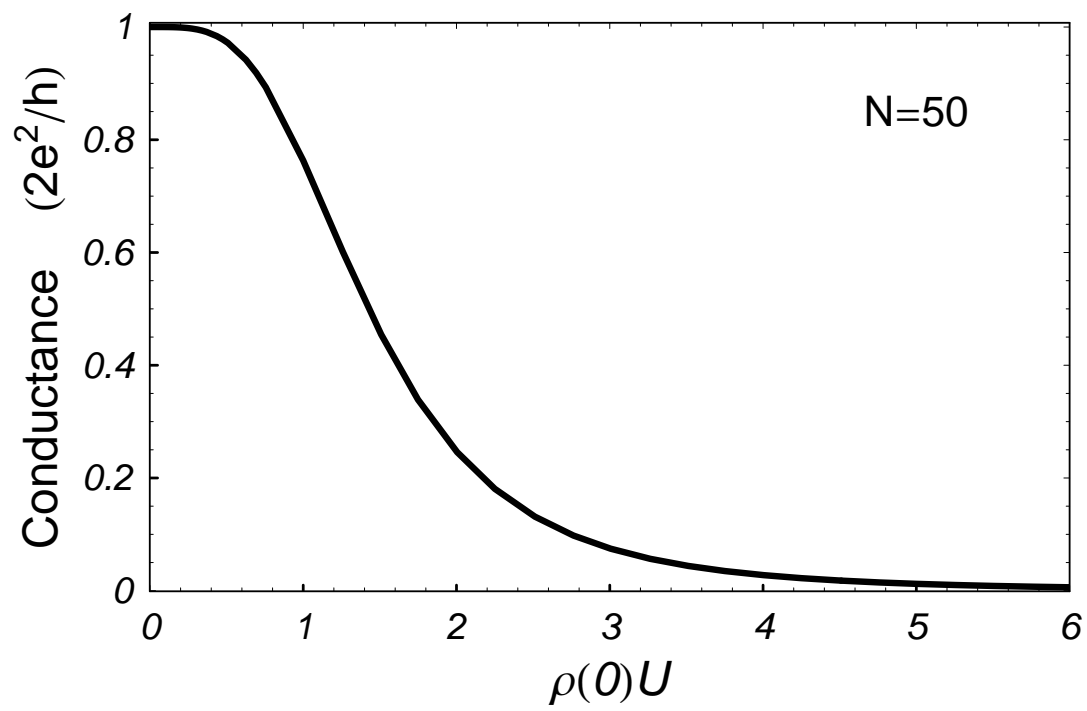


Fig. 2, A. Oguri, Phys. Rev. B









Transport through a finite Hubbard chain connected to reservoirs

Akira Oguri

*Department of Material Science, Faculty of Science, Osaka City University,
Sumiyoshi-ku, Osaka 558-8585, Japan*

(October 15, 1998)

Abstract

The dc conductance, g_N , through a finite Hubbard chain of size N ($= 1, 2, 3, \dots$) connected to reservoirs is studied at $T = 0$ in an electron-hole symmetric case. We calculate a spatial dependence of the self energy analytically at $\omega = 0$ within the second order in U , and obtain an inter-site Green's function G_{N1} , from which g_N can be determined, via the Dyson equation. The results depend strongly on whether N is even or odd. For odd N , a perfect transmission occurs, and $g_N \equiv 2e^2/h$ independent of the values of U . This may be attributed to a Kondo resonance appearing at $\omega = 0$. For even N , g_N decreases with increasing N , and converges to a finite constant which is a smooth decreasing function of U . These behaviors are essentially owing to the presence of the reservoirs, which make a quasi-particle description valid for low-energy states at $\omega \ll \hbar v_F/(Na)$; where v_F is the Fermi velocity and a is the lattice constant.

PACS numbers: 72.10.-d, 72.10.Bg, 73.40.-c

Typeset using REVTeX

Effects of an electron-electron interaction U on the transport through a small system, such as a quantum dot and a quantum wire, have been a subject of current interest. So far, theoretical investigations for a quantum dot^{1,2} and a quantum wire³ seems to be developed separately because of the difference in their dimensionality. The purpose of this work is to study a system of intermediate size and investigate how the transport depends on the size. To this end, we consider a finite Hubbard chain of size N connected to Fermi-liquid reservoirs which are simulated by semi-infinite noninteracting leads (see Fig. 1), and calculate the dc conductance at $T = 0$ with the perturbation approach⁴ starting from a zero-dimensional limit. For small N , the system we consider may be regarded as a model for a quantum dot consisting of multi-levels, which has recently been examined by advanced numerical methods, such as a numerical renormalization group⁵ and a quantum Monte Carlo method.⁶ Specifically, in the present study, we concentrate on an electron-hole symmetric case. Thus, for large N , the system may be regarded as a model for a Mott-Hubbard insulator, which has been studied by a number of groups with the bosonization approach⁷⁻¹¹ starting from a one-dimensional limit.

We now proceed to details. The model consists of three regions (see Fig. 1); a finite Hubbard chain at sites $1 \leq i \leq N$, and two semi-infinite leads on the left $-\infty < i \leq 0$, and the right $N + 1 \leq i < +\infty$. The Hamiltonian is given by

$$\mathcal{H} = \mathcal{H}_L + \mathcal{H}_R + \mathcal{H}_C^0 + \mathcal{H}_C^{int} + \mathcal{H}_{mix} , \quad (1)$$

$$\mathcal{H}_L = \sum_{\substack{i,j=-\infty \\ \sigma}}^0 [-t_{ij} - \mu \delta_{ij}] c_{i\sigma}^\dagger c_{j\sigma} , \quad (2)$$

$$\mathcal{H}_R = \sum_{\substack{i,j=N+1 \\ \sigma}}^{\infty} [-t_{ij} - \mu \delta_{ij}] c_{i\sigma}^\dagger c_{j\sigma} , \quad (3)$$

$$\mathcal{H}_C^0 = \sum_{\substack{i,j=1 \\ \sigma}}^N \left[-t_{ij} + \left(\epsilon_0 + \frac{U}{2} - \mu \right) \delta_{ij} \right] c_{i\sigma}^\dagger c_{j\sigma} , \quad (4)$$

$$\mathcal{H}_C^{int} = U \sum_{i=1}^N \left[n_{i\uparrow} n_{i\downarrow} - \frac{1}{2} (n_{i\uparrow} + n_{i\downarrow}) \right] , \quad (5)$$

$$\mathcal{H}_{mix} = -v_L \sum_{\sigma} \left(c_{1\sigma}^\dagger c_{0\sigma} + \text{H.c.} \right) - v_R \sum_{\sigma} \left(c_{N+1\sigma}^\dagger c_{N\sigma} + \text{H.c.} \right) . \quad (6)$$

Here $c_{j\sigma}^\dagger$ ($c_{j\sigma}$) is the creation (annihilation) operator for an electron with spin σ at site j , $n_{j\sigma} = c_{j\sigma}^\dagger c_{j\sigma}$, μ is the chemical potential, ϵ_0 is the on-site energy. In each of the regions, the intra-region hopping matrix element $-t_{ij}$ is finite only for the nearest-neighboring sites: $-t_{ij} = -t [\delta_{i+1,j} + \delta_{i-1,j}]$. The connection between the interacting region and the left (right) lead is described by the tunneling matrix element v_L (v_R). In the present study, we treat \mathcal{H}_C^{int} as a perturbation taking the unperturbed Hamiltonian to be $\mathcal{H}^{(0)} = \mathcal{H}_L + \mathcal{H}_R + \mathcal{H}_C^0 + \mathcal{H}_{mix}$. Especially, in a limiting case $N = 1$, our model corresponds to a single Anderson impurity, in which the perturbation expansion is valid for all values of U .¹² Our working hypothesis is that the ground state is changed continuously when N is increased to intermediate size owing to the presence of the noninteracting-leads.^{6,13}

We next consider the retarded Green's function;

$$G_{jj'}(\omega + i0^+) = -i \int_0^\infty dt' \left\langle \left\{ c_{j\sigma}(t'), c_{j'\sigma}^\dagger(0) \right\} \right\rangle e^{i(\omega + i0^+)t'}, \quad (7)$$

where $c_{j\sigma}(t') = e^{i\mathcal{H}t'} c_{j\sigma} e^{-i\mathcal{H}t'}$, $\langle \dots \rangle$ denotes the average $\text{Tr} [e^{-\beta\mathcal{H}} \dots] / \text{Tr} e^{-\beta\mathcal{H}}$, $\beta = 1/T$, and the curly brackets denote the anticommutator. The spin index for the Green function has been omitted assuming the average to be independent of whether spin is up or down. Since the interaction is restricted for the electrons in the central region, the Dyson equation is written as

$$G_{ij}(z) = G_{ij}^{(0)}(z) + \sum_{l,m=1}^N G_{il}^{(0)}(z) \Sigma_{lm}(z) G_{mj}(z), \quad (8)$$

where $G_{ij}^{(0)}$ is the free Green's function corresponding to $\mathcal{H}^{(0)}$, and $\Sigma_{ij}(z)$ is the self-energy correction due to \mathcal{H}_C^{int} . Note that $G_{ij} = G_{ji}$ and $\Sigma_{ij} = \Sigma_{ji}$ because of the time reversal symmetry of \mathcal{H} . At $T = 0$, the dc conductance is expressed in terms of $G_{N1}(\omega + i0^+)$,^{6,13}

$$g_N = \frac{2e^2}{h} 4 \Gamma_L(0) \Gamma_R(0) \left| G_{N1}(i0^+) \right|^2, \quad (9)$$

where $\Gamma_\alpha(0) = \pi D(0) v_\alpha^2$ with $\alpha = L, R$ and $D(0) = \sqrt{4t^2 - \mu^2} / (2\pi t^2)$ being the local density of states at an edge of the isolated lead. The Green's function for $\omega = 0$, $G_{N1}(i0^+)$, can be calculated solving the Dyson equation Eq. (8) taking the self-energy $\Sigma_{ij}(i0^+)$ as

an input. This part of the calculation can be regarded as a scattering problem of a free quasi-particle.¹⁴ It is described by an effective Hamiltonian $\widetilde{\mathcal{H}}_{qp}^{(0)} \equiv \mathcal{H}_L + \mathcal{H}_R + \widetilde{\mathcal{H}}_C^0 + \mathcal{H}_{mix}$, which has a renormalized matrix element, $-\widetilde{t}_{ij}^C \equiv -t_{ij} + \text{Re } \Sigma_{ij}(0)$, in the central region $\widetilde{\mathcal{H}}_C^0 \equiv \sum_{i,j=1}^N \left[-\widetilde{t}_{ij}^C + (\epsilon_0 + U/2 - \mu) \delta_{ij} \right] c_{i\sigma}^\dagger c_{j\sigma}$. This mapping onto the free quasi-particle is justified under the condition $\text{Im } \Sigma_{ij}(i0^+) = 0$ at $T = 0$, which can be shown with the perturbation theory.¹⁵ In other words, when the ground state is a Fermi-liquid, there exists a one-particle Hamiltonian which reproduces the Green's function exactly in the limit $\omega = 0$, $T = 0$. Thus, the physical quantities which are expressed in terms of $G_{ij}(i0^+)$, such as g_N and the number of displaced electrons,¹⁵ are reproduced exactly by using $\widetilde{\mathcal{H}}_{qp}^{(0)}$.

We now calculate the self-energy. In what follows, we take the tunneling matrix element to be $v_R = v_L = t$, for simplicity, and consider an electron-hole symmetric case, where the average number of electrons per site is unity, taking the parameters to be $\epsilon_0 + U/2 - \mu = 0$ and $\mu = 0$. In this case, the unperturbed Hamiltonian has a simple form $\mathcal{H}^{(0)} = -t \sum_{i=-\infty, \sigma}^\infty (c_{i+1\sigma}^\dagger c_{i\sigma} + \text{H.c.})$, and effects of U starts from a second-order contribution illustrated in Fig. 2. The corresponding retarded self-energy is written as

$$\begin{aligned} \Sigma_{jj'}^{(2)}(\omega + i0^+) &= U^2 \int_{-\pi}^{\pi} \frac{dk_3 dk_2 dk_1}{(2\pi)^3} e^{i(k_1 + k_2 - k_3)(j - j')} \\ &\times \frac{f_{k_3}(1 - f_{k_2})(1 - f_{k_1}) + (1 - f_{k_3})f_{k_2}f_{k_1}}{\omega + \epsilon_{k_3} - \epsilon_{k_2} - \epsilon_{k_1} + i0^+}. \end{aligned} \quad (10)$$

Here j and j' are restricted in the central region $1 \leq j, j' \leq L$, otherwise $\Sigma_{jj'}^{(2)}(\omega + i0^+) \equiv 0$, $f_k = [e^{\beta\epsilon_k} + 1]^{-1}$, and $\epsilon_k = -2t \cos k$. It is straight forward to show that the imaginary part behaves as $-\text{Im } \Sigma_{jj'}^{(2)}(\omega + i0^+) \propto \omega^2$ for small ω at $T = 0$. This behavior is quite different from that in a usual one-dimensional system, in which the imaginary part for a low-energy excitation at the Fermi point k_F is proportional to $|\omega|$ as a result of the momentum conservation caused by the translational invariance. We next consider the real part at $\omega = 0$, $T = 0$. Because of the electron-hole symmetry, the real part becomes zero when $|j - j'|$ is an even number ($= 2m$); $\text{Re } \Sigma_{2m}^{(2)}(0) \equiv 0$. On the other hand, when $|j - j'|$ is an odd number ($= 2m + 1$), Eq. (10) can be rewritten as; $\text{Re } \Sigma_{2m+1}^{(2)}(0) = -t \{ \rho(0)U \}^2 S_{2m+1}$ with $\rho(0) \equiv 1/(2\pi t)$ being the density of states corresponding to $\mathcal{H}^{(0)}$, and

$$S_{2m+1} \equiv \frac{1}{2\pi} \text{P} \int_{-\pi/2}^{\pi/2} dk_3 dk_2 dk_1 \frac{\cos[k_1(2m+1)] \cos[k_2(2m+1)] \cos[k_3(2m+1)]}{\cos k_1 + \cos k_2 + \cos k_3}. \quad (11)$$

Further, this expression can be simplified as

$$S_{2m+1} = \frac{(-1)^m \pi^2}{2} \int_0^\infty dz J_{2m+1}(z) \left[3 \{ \mathbf{E}_{2m+1}(z) \}^2 - \{ J_{2m+1}(z) \}^2 \right]. \quad (12)$$

Here $J_{2m+1}(z)$ and $\mathbf{E}_{2m+1}(z)$ are the Bessel and Weber functions.¹⁶ The integration can be performed analytically by decomposing it into two parts;¹⁷

$$\int_0^\infty dz \{ J_{2m+1}(z) \}^3 = \frac{1}{(2m+1)\pi} {}_3F_2 \left(\frac{1}{2}, -2m - \frac{1}{2}, 2m + \frac{3}{2}; \frac{1}{2} - m, m + \frac{3}{2}; \frac{1}{4} \right), \quad (13)$$

where ${}_3F_2(a_1, a_2, a_3; b_1, b_2; z)$ is the generalized hypergeometric function,¹⁸ and

$$\begin{aligned} & \int_0^\infty dz J_{2m+1}(z) \left[\{ J_{2m+1}(z) \}^2 + \{ \mathbf{E}_{2m+1}(z) \}^2 \right] \\ &= \left(\frac{2}{\pi} \right)^2 \sum_{l=0}^m (-1)^l \binom{m+l}{2l} \\ & \times \left\{ \binom{2l}{l}^2 \frac{1}{(2m+1)^2} + \binom{2l}{l} \sum_{k=1}^l \binom{2l}{l-k} \frac{2(2m+1)^2 [1 + (-1)^k]}{[(2m+1)^2 - k^2]^2} \right. \\ & \left. + \sum_{k=1}^l \sum_{q=1}^l \binom{2l}{l-k} \binom{2l}{l-q} \frac{2(2m+1)^2 [(-1)^k + (-1)^q]}{[(2m+1)^2 - (k+q)^2] [(2m+1)^2 - (k-q)^2]} \right\}. \quad (14) \end{aligned}$$

The result for S_{2m+1} is summarized in the Table I, and is also plotted in Fig. 3. The self-energy correction, S_{2m+1} , is largest for the nearest-neighboring sites $m = 0$, and decreases rapidly with increasing m showing an oscillatory behavior.

Using the above results for the self-energy, we determined the renormalized matrix element $-\tilde{t}_{ij}^C$ within the second order, and calculated $G_{N1}(i0^+)$ solving the scattering problem of a free quasi-particle described by $\widetilde{\mathcal{H}}_{qp}^{(0)}$. Then, we obtained g_N from Eq. (9). In Fig. 4, g_N is plotted as a function of the size N for $\rho(0)U = 1.0$. When N is an odd number ($= 2M + 1$), the perfect transmission occurs, $g_{2M+1} \equiv 2e^2/h$, independent of the values of U . This remains valid even when the higher-order terms are included, which can be proved based on the quasi-particle description,¹⁷ and the perfect transmission is understood as a result of the electron-hole and the inversion ($v_L = v_R$) symmetries. Physically, it may be attributed to a Kondo resonance appearing at $\omega = 0$. In other words, this kind of an

even-odd property is related to the level-structure of an isolated Hubbard chain of size N . For an odd N , the isolated chain has two eigenstates at $\omega = 0$, which corresponds to the Kramers doublet states. When the reservoirs are connected, the doublet states are changed to a Kondo resonance state and contribute to the perfect transmission. On the other hand, for an even N , there is no discrete eigenstate at $\omega = 0$. These features reflect strongly on the transport of the connected system.

When N is an even number, the dc conductance shown in Fig. 4 decreases with increasing N , and tends to a finite constant for large N . In Fig. 5 the dc conductance for the even case with $N = 2M$ is plotted as a function of M for several values of $\rho(0)U$ ($= 0.5, 1.0, 1.5$, and 2.0). The value of g_{2M} converges well to a constant already at small M , and the constant decreases monotonically with increasing U . Figure 6 shows the U dependence of g_N for $N = 50$. Within the accuracy of the line thickness, the curve can be regarded as an extrapolated value owing to the early convergence. We note that the reduction of g_{2M} from the universal value $2e^2/h$ is the effects due to the electron correlation, and within the Hartree-Fock approximation g_{2M} is unchanged from the universal value. In addition, our result shows a metallic behavior, *i.e.*, g_{2M} is finite in the limit $M \rightarrow \infty$, in spite of the half-filled case. We have obtained this behavior by taking the limit $T \rightarrow 0$ first, keeping M to be finite. In this limit, the sample and two leads are described by a single (ground state) wave function, and the phase coherence among the whole system plays an important role for the transport property. If the limit $M \rightarrow \infty$ is taken first at finite temperature, the phase coherence may be disturbed by thermal excitations. Qualitatively, our result is consistent with that obtained by Ponomarenko and Nagaosa,⁷ and by Odintsov, Tokura and Tarucha⁸ with the bosonization approach. Their results also show a metallic behavior below a characteristic temperature, and effects of a Mott-Hubbard gap on the dc conductance appear above the characteristic temperature.

In the present study, we have studied a finite system connected to reservoirs described by the semi-infinite noninteracting leads. The presence of the reservoirs seems to make the quasi-particle description of a Fermi-liquid valid at lower temperatures than a characteristic

energy scale. For instance, in a limit $N = 1$, the system is reduced to a single Anderson impurity, and properties below the Kondo temperature are described by the Fermi-liquid theory.^{4,12,19} Analogously, when the reservoirs are connected to a finite one-dimensional system of length L , a crossover seems to occur at a characteristic temperature $T_0 \equiv \hbar v_F/L$ (v_F is the Fermi velocity) as pointed out by Kane and Fisher.³ They have discussed that a Fermi-liquid behavior is expected at $T \ll T_0$ due to the cut off by the length L , and a Tomonaga-Luttinger behavior is expected at $T \gg T_0$. In our case, the length is $L = Na$ with a being the lattice constant. Since the characteristic temperature T_0 is a decreasing function of N , the low-temperature region described by a Fermi-liquid becomes small for large systems. Nevertheless, for small systems, the low-temperature region becomes relatively large.

In summary, we have studied the dc conductance through a finite Hubbard chain connected to noninteracting leads based on the perturbation theory. The application of the quasi-particle description used in the present study is not restricted to the single-mode case, and will be applied to various systems which have a Fermi-liquid ground state.

We would like to thank H. Ishii for valuable discussions.

REFERENCES

- ¹ T. K. Ng and P. A. Lee, Phys. Rev. Lett. **61**, 1768 (1988).
- ² L. I. Glazman and M. E. Raikh, Pis'ma Zh. Eksp. Teor. Fiz. **47**, 378 (1988) [JETP Lett. **47**, 452 (1988)].
- ³ C. L. Kane and M. P. A. Fisher, Phys. Rev. Lett. **68**, 1220 (1992).
- ⁴ K. Yosida and K. Yamada, Prog. Theor. Phys. Suppl. No. 46, 244 (1970); K. Yamada, Prog. Theor. Phys. **53**, 970 (1975).
- ⁵ W. Izumida, O. Sakai, and Y. Shimizu, J. Phys. Soc. Jpn. **67**, 2444 (1998).
- ⁶ A. Oguri, Phys. Rev. B **56**, 13422 (1997); Errata, ibid, **58**, 1690 (1998) .
- ⁷ V. V. Ponomarenko and N. Nagaosa Phys. Rev. Lett. **81**, 2304 (1998).
- ⁸ A. A. Odintsov, Y. Tokura and S. Tarucha, Phys. Rev. B **56**, R12729 (1997).
- ⁹ O. A. Starykh and D. L. Maslov, Phys. Rev. Lett. **80**, 1694 (1998).
- ¹⁰ M. Mori, M. Ogata and H. Fukuyama, J. Phys. Soc. Jpn. **66**, 3363 (1997).
- ¹¹ S. Fujimoto and N. Kawakami, J. Phys. Soc. Jpn. **65**, 3700 (1996).
- ¹² V. Zlatić and V. Horvatić, Phys. Rev. B **28**, 6940 (1983).
- ¹³ A. Oguri, J. Phys. Soc. Jpn. **66**, 1427 (1997).
- ¹⁴ A. C. Hewson, Adv. Phys. **43**, 543 (1994).
- ¹⁵ J. S. Langer and V. Ambegaokar, Phys. Rev. **121**, 1090 (1961).
- ¹⁶ See, for instance, M. Abramowitz and I. A. Stegun, *Handbooks of Mathematical Functions* (Dover, New York, 1965).
- ¹⁷ A. Oguri, unpublished.
- ¹⁸ For instance, one can confirm this formula by using *Mathematica 3.0* (Wolfram Research).

¹⁹ P. Nozières, J. Low Temp. Phys. **17**, 31 (1974).

TABLES

TABLE I. Explicit expressions of S_{2m+1}

m	S_{2m+1}
0	$6 - \sqrt{3}\pi$
1	$-14/5 + \sqrt{3}\pi/2$
2	$290/147 - 5\sqrt{3}\pi/14$
3	$-164998/105105 + 2\sqrt{3}\pi/7$
4	$2797322/2111655 - 22\sqrt{3}\pi/91$
5	$-6632866/5731635 + 11\sqrt{3}\pi/52$

FIGURES

FIG. 1. Schematic picture of the model: (●) interacting region, (○) noninteracting leads.

FIG. 2. Feynman diagram for $\Sigma_{jj'}^{(2)}(z)$.

FIG. 3. $\text{Re}\Sigma_{jj'}^{(2)}(0)$ for odd $|j-j'|$ ($= 2m+1$), normalized as $\text{Re}\Sigma_{2m+1}^{(2)}(0) = -t \{\rho(0)U\}^2 S_{2m+1}$ with $\rho(0) = 1/(2\pi t)$. The inset shows the region $2 \leq m \leq 11$. Note that $\text{Re}\Sigma_{2m}^{(2)}(0) \equiv 0$.

FIG. 4. Size dependence of the conductance, g_N , for $\rho(0)U = 1.0$.

FIG. 5. Conductance for even N ($= 2M$), g_{2M} vs. M , for several values of $\rho(0)U$.

FIG. 6. U dependence of g_N for large even N ($= 50$).