

# Density Matrix Renormalization Group Study of the Haldane Phase in Random One-Dimensional Antiferromagnets

Kazuo Hida

Department of Physics, Faculty of Science,  
Saitama University, Urawa, Saitama 338-8570, JAPAN  
(Received May 17, 2019)

The effect of randomness on the Haldane phases in the  $S = 1$  antiferromagnetic Heisenberg chain and the  $S = 1/2$  ferromagnetic-antiferromagnetic alternating Heisenberg chain is studied by the density matrix renormalization group method. Based on the behavior of the string order parameter and the energy gap distribution, it is found that the Haldane phases in these models are stable against randomness for any strength of randomness.

75.10.Jm, 75.40.Mg, 75.50.Ee, 75.50.Lk

In the recent studies of quantum many body problem, the ground state properties of the random quantum spin systems have been attracting a renewed interest [1–16]. Among them, the effect of randomness on the spin gap state of one-dimensional quantum spin systems has been extensively studied theoretically and experimentally [6–16].

The real space renormalization group (RSRG) method has been often used for the study of random quantum spin chains. Using this method, it has been exactly proved that the ground state of the  $S = 1/2$  random antiferromagnetic Heisenberg chain (RAHC) is the random singlet (RS) state [1–4] irrespective of the strength of randomness. Hyman et al. [6] have applied this method to the  $S = 1/2$  dimerized RAHC and have shown that the dimerization is a relevant perturbation to the RS phase. They concluded that the ground state of this model is the random dimer (RD) phase in which the string long range order survives even in the presence of randomness [6,9]. These results are numerically confirmed using the density matrix renormalization group (DMRG) method [5,10]. The effect of randomness on the Haldane phase is also studied by Boechat and coworkers [7,8] and Hyman and Yang [9] using the RSRG method for the original model and the low energy effective model, respectively. These authors predicted the possibility of the RS phase for strong enough randomness. This problem has been further studied by Monthus and coworkers using the numerical analysis of the RSRG equation for the square distribution of exchange coupling [11]. They predicted that the Haldane-RS phase transition takes place at a finite critical strength of randomness. In the finite neighbourhood of the critical point, the Haldane phase belongs to the Griffith phase with finite dynamical exponent  $z > 1$ . Hereafter this phase is called the random Haldane (RH)

phase. On the other hand, Nishiyama [12] has carried out the exact diagonalization study of the  $S = 1$  RAHC. He observed that the Haldane phase is quite robust against randomness and the string order remains finite unless the bond strength is distributed down to zero. He also carried out the quantum Monte Carlo simulation [13] and found no random singlet phase even for strong randomness. On the contrary, the quantum Monte Carlo simulation Todo *et al.* [14] suggested the presence of the RS phase for strong enough randomness.

In the present work, we investigate this problem using the DMRG method [5,20] which allows the calculation of the ground state and low energy properties of large systems with high accuracy. We investigate not only the  $S = 1$  RAHC but also the  $S = 1/2$  random ferromagnetic-antiferromagnetic alternating Heisenberg chain (RFAHC) which interpolates the  $S = 1/2$  dimerized RAHC and the  $S = 1$  RAHC.

The Hamiltonian of the  $S = 1/2$  RFAHC is given by,

$$\mathcal{H} = \sum_{i=1}^N 2J_i \mathbf{S}_{2i-1} \mathbf{S}_{2i} + 2J_F \mathbf{S}_{2i} \mathbf{S}_{2i+1}, \quad |\mathbf{S}_i| = 1/2, \quad (1)$$

where  $J_F = \text{const.}$  and  $J_i$ 's are distributed randomly with probability distribution,

$$P(J_i) = \begin{cases} 1/W & \text{for } 1 - W/2 < J_i < 1 + W/2 \\ 0 & \text{otherwise.} \end{cases} \quad (2)$$

The width  $W$  of the distribution represents the strength of randomness. It should be noted that the maximum randomness is defined by  $W = 2$ , because the ferromagnetic bonds appear among  $J_i$ 's for  $W > 2$ .

The ground state of the regular counterpart of this model ( $W = 0$ ) is the Haldane phase with long range string order defined by [17],

$$O_{\text{str}} = \lim_{l, N \rightarrow \infty} O_{\text{str}}(l; N), \quad (3)$$

where  $O_{\text{str}}(l; N)$  is the string correlation function in the chain of length  $N$  defined only for odd  $l$  as,

$$O_{\text{str}}(l; N) = -4 \langle \exp \left\{ i\pi \sum_{k=2i+1}^{2i+l+1} S_k^z \right\} \rangle. \quad (4)$$

Here  $\langle \dots \rangle$  denotes the ground state average. In the presence of randomness, the string order is defined as the sample average of  $O_{\text{str}}$ .

This model reduces to the  $S = 1$  RAHC

$$\mathcal{H}_{S=1} = \sum_{i=1}^N \frac{J_i}{2} \hat{\mathbf{S}}_i \hat{\mathbf{S}}_{i+1}, \quad |\hat{\mathbf{S}}_i| = 1, \quad (5)$$

in the limit  $J_F \rightarrow -\infty$ . In this limit, the string order parameter (4) reduces to the one for the  $S = 1$  chain [18,19]. For the  $S = 1$  RAHC, Hyman and Yang [9] concluded that the Haldane phase is stable against small randomness but becomes unstable if the randomness is strong enough. In the latter case, the ground state is the RS state. Monthus *et al.* [11] estimated the critical strength of randomness as  $W_c \simeq 1.485$  by the numerical analysis of the RSRG equation for the model (5).

First, we calculate the string order parameter for the  $S = 1/2$  RFAHC and  $S = 1$  RAHC using the DMRG method with open boundary condition. For the  $S = 1/2$  RFAHC, the bonds at the both ends of the chain are chosen to be antiferromagnetic to avoid the quasi-degeneracy of the ground state. The two boundary spins are not counted in the number of spins  $2N$  to keep the consistency with the  $S = 1$  chain (see below). The average is taken over 200 samples with  $N \leq 29$  (58 spins). The string order for the finite system  $O_{\text{str}}(N)$  is estimated from  $O_{\text{str}}(l; N)$  averaged over 6 values of  $l$  around  $l = N/2$ . The maximum number  $m$  of the states kept in each step is 100. Similar calculation is also performed for the  $S = 1$  AFHC. In this case, the additional spins with  $S = 1/2$  are added at the both ends of the chain to remove the quasi-degeneracy as proposed by White and Huse for the regular chain [21]. The average is taken over 400 samples with  $N \leq 42$  where  $N$  is the number of  $S = 1$  spins. In this case, we take  $m = 80$  and  $O_{\text{str}}(N)$  is estimated from  $O_{\text{str}}(l; N)$  averaged over 12 values of  $l$  around  $l = N/2$ . We have confirmed that these values of  $m$  are large enough from the  $m$ -dependence of the obtained values of the string order. Typical sizes of the error bars are less than the size of the symbols unless they are explicitly shown in the figures.

Figure 1 shows the size dependence of the string order. The extrapolation is made under the assumption

$$O_{\text{str}}(N) \simeq O_{\text{str}} + \frac{C}{N^{2\eta}} \exp(-N/\xi). \quad (6)$$

where  $C$  and  $\xi$  are the constants to be determined by fitting. The exponent  $2\eta$  characterizes the size dependence of the string order parameter at the RH-RS critical point where  $\xi$  should diverge as  $O_{\text{str}}(N) \sim N^{-2\eta}$ . This value is estimated as follows: According to Monthus *et al.* [11], at the critical point,  $O_{\text{str}}(N)$  behaves as  $\Gamma^{-2(3-\phi)}$  with  $\phi = \sqrt{5}$  while the logarithmic energy scale  $\Gamma$  varies with the system size as  $\Gamma \sim N^{1/3}$ . Therefore  $O_{\text{str}}(N)$  should scale as  $N^{-2(3-\phi)/3} \sim N^{-0.5092}$  at the critical point resulting in  $2\eta = 0.5092$ . It should be noted that the low energy effective model of Hyman and Yang [9] also applies for the  $S = 1/2$  RFAHC with finite  $J_F < 0$  by construction. The

extrapolated values of  $O_{\text{str}}$  are plotted against  $1/|J_F|$  in Fig. 2. In this extrapolation scheme, the string long range order remains finite even at  $W = 2$  not only for  $S = 1/2$  RFAHC but also for  $S = 1$  RAHC.

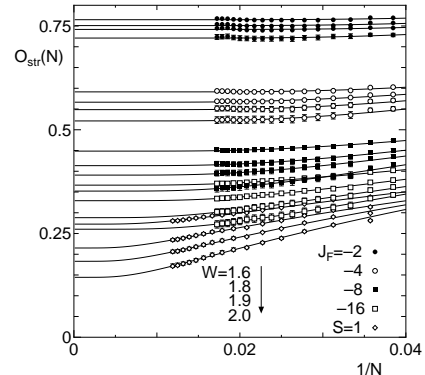


FIG. 1. The size dependence of the string order parameter  $O_{\text{str}}(N)$  plotted against  $1/N$ . The solid lines are fit by the formula (6). The points with different values of  $W$  are depicted by the same symbols for  $W = 1.6, 1.8, 1.9$  and  $2.0$  from top to down.

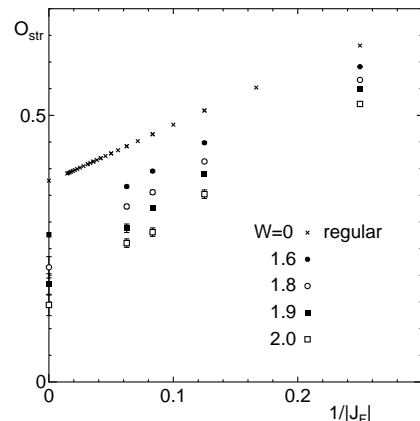


FIG. 2. The  $J_F$ -dependence of the string order parameter  $O_{\text{str}}$  for  $W = 1.6, 1.8, 1.9$  and  $2.0$  plotted against  $1/|J_F|$ .

To check our extrapolation scheme, we also made the extrapolation assuming the size dependence  $N^{-2\eta}$  expected at the RH-RS critical point in Fig. 3 for  $S = 1$  RAHC. In the RH phase, the extrapolated values thus obtained can be understood as the lower bound. For  $W \geq 1.9$ , it is clear that the extrapolated values remain definitely positive. Therefore the extrapolation using Eq. (6) is appropriate in this region rather than the power law extrapolation. Especially, this excludes the possibility  $W_c \simeq 1.485$  predicted by Monthus *et al.* [11]. It is not surprising that the RSRG method gives incorrect value for the critical point even if it gives correct values for the critical exponents, because the RSRG transformation is not exact at the initial stage of renormalization.

For  $W = 2$ , the extrapolated value is very small but still positive ( $\simeq 0.018$ ).

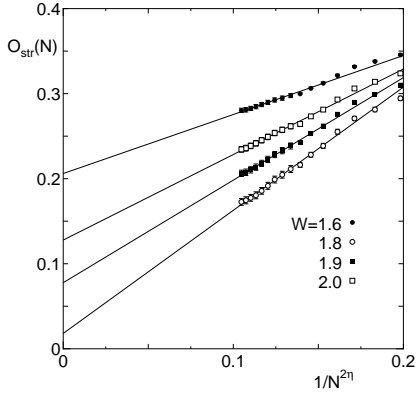


FIG. 3. The size dependence of the string order parameter  $O_{\text{str}}(N)$  for the  $S = 1$  RAHC plotted against  $N^{-0.5092}$ .

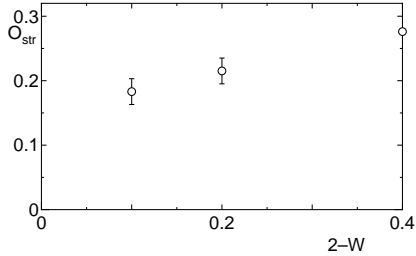


FIG. 4. The  $W$ -dependence of the string order parameter  $O_{\text{str}}$  for the  $S = 1$  RAHC.

Even if we do not rely on the values for  $W = 2$  extrapolated using Eq. (6), we can convince ourselves the stability of the RH phase at  $W = 2$  by the following argument. In Fig. 4, we plot  $O_{\text{str}}$  extrapolated using Eq. (6) for  $S = 1$  AFHC as a function of  $2 - W$  for  $W \leq 1.9$ . If we assume the critical behavior  $O_{\text{str}} \sim (W_c - W)^{1.173}$  predicted by Monthus et al. [11], it is highly unlikely that the string order disappears at finite values of  $W_c$  less than 2.

To further confirm the stability of the RH phase at the most dangerous point  $J_F \rightarrow -\infty$  and  $W \lesssim 2$ , we calculate the energy gap distribution for the  $S = 1$  RAHC. In the RH phase, the fixed point distribution of the energy gap  $\Delta$  is given by [9],

$$P(x) = P_0 \exp(-P_0 x) \quad (7)$$

where  $x \equiv \ln(\Omega/\Delta)$ ,  $\Omega$  is the energy cut-off and  $P_0$  is the nonuniversal constant. For the finite size systems,  $\Omega$  scales as  $N^{-1/P_0}$  [9]. Therefore the dynamical exponent  $z$  is given by  $z = 1/P_0$ . Furthermore, this distribution implies

$$\langle \ln(1/\Delta) \rangle = \frac{\ln N}{P_0} + \text{const.} \quad (8)$$

$$\sigma \equiv \sqrt{\langle (\ln \Delta - \langle \ln \Delta \rangle)^2 \rangle} = \frac{1}{P_0} = z \quad (9)$$

for  $N \gg 1$ . In Fig. 5, we plot  $\langle \ln(1/\Delta) \rangle$  and  $\sigma$  against  $\ln N$ . The average is taken over more than 100 samples with  $N \leq 50$ . For the most random case  $W = 2$ , the average is taken over 219 samples. In this case, the number of the states kept in each step ranged from 100 to 150. It is evident that  $\langle \ln(1/\Delta) \rangle$  behaves linearly with  $\ln N$  and  $\sigma$  tends to a constant value as  $N \rightarrow \infty$ . We can estimate the values of  $z (= 1/P_0)$  from the gradient  $d \langle \ln(1/\Delta) \rangle / d \ln N$  for large  $N$ . These values are indicated by the arrows in Fig. 5 and they are consistent with those estimated from  $\sigma$  for large  $N$  within the error bars. On the other hand, Figs. 6(a) and (b) show the plot of  $\langle \ln(1/\Delta) \rangle$  against  $N^{1/3}$  and  $N^{1/2}$  which are the expected size dependence at the RH-RS critical point and within the RS phase, respectively [11]. Both plots are less linear compared to Fig. 5. These results confirm that the ground state of the  $S = 1$  RAHC remains in the RH phase down to  $W = 2$ .

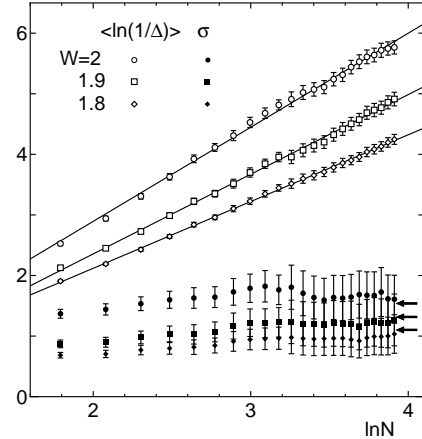


FIG. 5. The  $N$ -dependence of  $\langle \ln(1/\Delta) \rangle$  (open symbols) and  $\sigma$  (filled symbols) of the  $S = 1$  RAHC plotted against  $\ln N$  for  $W = 1.8, 1.9$  and  $2.0$ . The horizontal arrows indicate the values of  $1/P_0$  estimated from the gradient  $d \langle \ln(1/\Delta) \rangle / d \ln N$  for  $W = 2, 1.9$  and  $1.8$  from top to down.

To summarize, based on the DMRG calculation of the string order parameter and the energy gap distribution, we find that the RH phases remains stable down to the most random case  $W = 2$ , in contrast to the RSRG prediction [11]. This conclusion is quite natural if the  $S = 1$  RAHC is viewed as the limiting case of  $S = 1/2$  RFAHC which is continuously connected with the  $S = 1/2$  dimerized RAHC as in the regular case [17]. In the latter model the presence of the string order is the direct consequence of the imposed breakdown of the translational symmetry [6]. This symmetry remains broken in the  $S = 1/2$  RFAHC even in the limit  $J_F \rightarrow -\infty$  which is equivalent with the  $S = 1$  RAHC.

In this work, we have concentrated on the properties of the ground state and lowest excited state. On the other hand, Todo et al. [14] performed the finite temperature quantum Monte Carlo simulation for the  $S = 1$  RAHC and obtained the results which suggest the presence of the RS phase for  $W \geq 1.8$ . Although the origin of the discrepancy is still unclear, the highly accumulated distribution of higher excited states in this system might generate the RS-like behavior at finite temperatures.

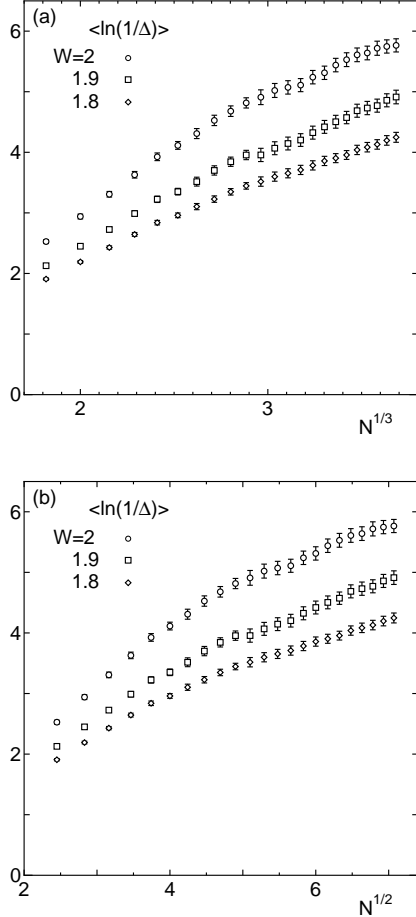


FIG. 6. The  $N$ -dependence of  $\langle \ln(1/\Delta) \rangle$  of the  $S = 1$  RAHC plotted (a)  $N^{1/2}$  and (b)  $N^{1/3}$  for  $W = 1.8, 1.9$  and  $2.0$ .

The numerical calculations have been performed using the FACOM VPP500 at the Supercomputer Center, Institute for Solid State Physics, University of Tokyo. The author thanks H. Takayama and S. Todo for useful discussion and comments.

- [1] S.-k. Ma, C. Dasgupta and C. K. Hu, Phys. Rev. Lett. **43** (1979) 1434.
- [2] C. Dasgupta and S.-k. Ma: Phys. Rev. B **22** (1980) 1305.
- [3] R. N. Bhatt and P. A. Lee: Phys. Rev. Lett. **48** (1982) 344.
- [4] D. S. Fisher: Phys. Rev. B **50** (1994) 3799 .
- [5] K. Hida: J. Phys. Soc. Jpn. **65** (1996) 895; Errata J. Phys. Soc. Jpn. **65** (1996) 3412.
- [6] R. A. Hyman, K. Yang, R. N. Bhatt and S. M. Girvin: Phys. Rev. Lett. **76** (1996) 839.
- [7] B. Boechat, A. Saguia and M. A. Continentino: Solid. State Commun. **98** (1996) 411.
- [8] M. A. Constantino, J. C. Fernandes, R. B. Guimarães, B. Boechat, H. A. Borges, J. V. Vararelli, E. Haanappel, A. Lacerda and P. R. J. Silva: Phil. Mag. **B73** (1996) 601.
- [9] R. A. Hyman and K. Yang: Phys. Rev. Lett. **78** (1997) 1783.
- [10] K. Hida: J. Phys. Soc. Jpn. **66** (1997) 3237.
- [11] C. Monthus, O. Golinelli and Th. Jolicœur: Phys. Rev. Lett. **79** (1997) 3254.
- [12] Y. Nishiyama: Physica. **A252** 35 (1998); erratum *ibid* **A258** 499 (1998).
- [13] Y. Nishiyama: Eur. Phys. J. **B6** 335 (1998).
- [14] S. Todo, K. Kato and H. Takayama: cond-mat.9803088 and private communication.
- [15] L. P. Regnault, J. P. Renard, G. Dhalenne and A. Revcolevschi: Europhys. Lett. **32** (1995) 579.
- [16] M. Hase, K. Uchinokura, R. J. Birgeneau, K. Hirota and G. Shirane: J. Phys. Soc. Jpn. **65** (1996) 1392.
- [17] K. Hida: Phys. Rev. **B45** (1992) 2207.
- [18] M. den Nijs and K. Rommelse: Phys. Rev. **B40** 4709 (1989).
- [19] H. Tasaki: Phys. Rev. Lett. **66** 798 (1991).
- [20] S. R. White: Phys. Rev. Lett. **69**(1992) 2863; Phys. Rev. **B48**(1993) 10345.
- [21] S. R. White and D. A. Huse: Phys. Rev. **B48**(1993) 3844.