

# Monte Carlo energy and variance minimization techniques for optimizing many-body wave functions

P. R. C. Kent, R. J. Needs, and G. Rajagopal  
*Cavendish Laboratory, Madingley Road, Cambridge CB3 0HE, UK*  
 (November 28, 2017)

We investigate Monte Carlo energy and variance minimization techniques for optimizing many-body wave functions. Several variants of the basic techniques are studied, including limiting the variations in the weighting factors which arise in correlated sampling estimations of the energy and its variance. We investigate the numerical stability of the techniques and identify two reasons why variance minimization exhibits superior numerical stability to energy minimization. The characteristics of each method are studied using a non-interacting 64-electron model of crystalline silicon. While our main interest is in solid state systems, the issues investigated are relevant to Monte Carlo studies of atoms, molecules and solids. We identify a robust and efficient variance minimization scheme for optimizing wave functions for large systems.

## I. INTRODUCTION

Accurate approximations to many-body wave functions are crucial for the success of quantum Monte Carlo (QMC) calculations. In the variational quantum Monte Carlo (VMC) method [1,2] expectation values are calculated as integrals over configuration space, which are evaluated using standard Monte Carlo techniques. In the more sophisticated diffusion Monte Carlo (DMC) method [2,3] imaginary time evolution of the Schrödinger equation is used to calculate very accurate expectation values. Importance sampling is included via a trial wave function and the fermion sign-problem is evaded by using the fixed-node approximation.

The most costly part of VMC and DMC calculations is normally the evaluation of the trial wave function (and its gradient and Laplacian) at many different points in configuration space. The accuracy of the trial wave function controls the statistical efficiency of the algorithm and limits the final accuracy that can be obtained. It is therefore necessary to use trial wave functions which are as accurate as possible yet can be computed rapidly. By far the most common type of trial wave function used in VMC and DMC calculations for atoms, molecules and solids is the Slater-Jastrow form:

$$\Phi = \sum_n \beta_n D_n^\uparrow D_n^\downarrow \exp \left[ - \sum_{i>j}^N u(\mathbf{r}_i, \mathbf{r}_j) + \sum_i^N \chi(\mathbf{r}_i) \right], \quad (1)$$

where  $N$  is the number of electrons,  $D_n^\uparrow$  and  $D_n^\downarrow$  are Slater determinants of spin-up and spin-down single-particle orbitals, the  $\beta_n$  are coefficients,  $\chi$  is a one-body function, and  $u$  is a relative-spin-dependent two-body correlation factor.

The functions  $u$  and  $\chi$  normally contain variable parameters, and one may also wish to vary the  $\beta_n$  and parameters in the single-particle orbitals forming the Slater

determinants. The values of the parameters are obtained via an optimization procedure. Typical solid state problems currently involve optimizing of order  $10^2$  parameters for  $10^3$ -dimensional functions. These optimization problems are delicate and require careful handling.

In this paper we investigate several variants of energy and variance minimization techniques. Our aims are (i) to identify the reasons why variance minimization exhibits superior numerical stability to energy minimization, and (ii) to identify the best variance minimization scheme for optimizing wave functions in large systems. We concentrate on two areas, the nature of the objective function (Section II) and the effects of approximating the required integrals by finite sums (Section III). In Section IV we use a 64-electron model of crystalline silicon to investigate the behaviour of various optimization schemes, while in Section V we draw our conclusions.

## II. THE OBJECTIVE FUNCTION

In order to optimize a wave function we require an objective function, i.e., a quantity which is to be minimized with respect to a set of parameters,  $\{\alpha\}$ . The criteria that a successful objective function should satisfy for use in a Monte Carlo optimization procedure are that (i) the global minimum of the objective function should correspond to a high quality wave function, (ii) the variance of the objective function should be as small as possible, and (iii) the minimum in the objective function should be as sharp and deep as possible. One natural objective function is the expectation value of the energy,

$$E_V = \frac{\int \Phi^2(\alpha) [\Phi^{-1}(\alpha) \hat{H} \Phi(\alpha)] d\mathbf{R}}{\int \Phi^2(\alpha) d\mathbf{R}}, \quad (2)$$

where the integrals are over the  $3N$ -dimensional configuration space. The numerator is the integral over the probability distribution,  $\Phi^2(\alpha)$ , of the local energy,  $E_L(\alpha) = \Phi^{-1}(\alpha) \hat{H} \Phi(\alpha)$ .

In fact the energy is not the preferred objective function for wave function optimization, and the general consensus is that a better procedure is to minimize the variance of the energy, which is given by

$$A(\alpha) = \frac{\int \Phi^2(\alpha) [E_L(\alpha) - E_V(\alpha)]^2 d\mathbf{R}}{\int \Phi^2(\alpha) d\mathbf{R}}. \quad (3)$$

Optimizing wave functions by minimizing the variance of the energy is actually a very old idea, having been used in the 1930's. The first application using Monte Carlo techniques to evaluate the integrals appears to have been by Conroy [4], but the present popularity of the method derives from the developments of Umrigar and coworkers [5,6]. A number of reasons have been advanced for preferring variance minimization, including: (i) it has a known lower bound of zero, (ii) the resulting wave functions give good estimates for a range of properties, not just the energy, (iii) it can be applied to excited states, (iv) efficient algorithms are known for minimizing objective functions which can be written as a sum of squares, and (v) it exhibits greater numerical stability than energy minimization. The latter point is very significant for applications to large systems.

The minimum possible value of  $A(\alpha)$  is zero. This value is obtained if and only if  $\Phi(\alpha)$  is an exact eigenstate of  $\hat{H}$ . Minimization of  $A(\alpha)$  has normally been carried out via a correlated sampling approach in which a set of configurations distributed according to  $\Phi^2(\alpha_0)$  is generated, where  $\alpha_0$  is an initial set of parameter values.  $A(\alpha)$  is then evaluated as

$$A(\alpha) = \frac{\int \Phi^2(\alpha_0) w(\alpha) [E_L(\alpha) - E_V(\alpha)]^2 d\mathbf{R}}{\int \Phi^2(\alpha_0) w(\alpha) d\mathbf{R}}, \quad (4)$$

where the integrals contain a weighting factor,  $w(\alpha)$ , given by

$$w(\alpha) = \frac{\Phi^2(\alpha)}{\Phi^2(\alpha_0)}. \quad (5)$$

$A(\alpha)$  is then minimized with respect to the parameters  $\{\alpha\}$ . The set of configurations is normally regenerated several times with the updated parameter values so that when convergence is obtained  $\{\alpha_0\}=\{\alpha\}$ . A variant of Eq. 4 is obtained by replacing the energy  $E_V(\alpha)$  by a fixed value,  $\bar{E}$ , giving

$$B(\alpha) = \frac{\int \Phi^2(\alpha_0) w(\alpha) [E_L(\alpha) - \bar{E}]^2 d\mathbf{R}}{\int \Phi^2(\alpha_0) w(\alpha) d\mathbf{R}}. \quad (6)$$

Note that if  $\bar{E} \leq E_0$ , where  $E_0$  is the exact ground state energy, then the minimum possible value of  $B(\alpha)$  occurs when  $\Phi=\Phi_0$ , the exact ground state wave function. Minimization of  $B(\alpha)$  is equivalent to minimizing a linear combination of  $E_V$  and  $A(\alpha)$ . The absolute minima of both  $E_V$  and  $A(\alpha)$  occur when  $\Phi=\Phi_0$ . If both of the coefficients of  $E_V$  and  $A(\alpha)$  in the linear combination are

positive, which is guaranteed if  $\bar{E} \leq E_0$ , then it follows that the absolute minimum of  $B(\alpha)$  occurs at  $\Phi=\Phi_0$ . Using this method with  $\bar{E} \leq E_0$  allows optimization only of the ground state wave function.

Although minimization of  $A(\alpha)$  or  $B(\alpha)$  using correlated sampling methods has often been successful, in some cases the procedure can exhibit a numerical instability. Two situations where this is likely to occur have been identified. The first is when the nodes of the trial wave function are allowed to alter during the optimization process. A similar instability can arise when the number of electrons in the systems becomes large, which can result in an instability even if the nodes of the trial wave function remain fixed. The characteristic of these numerical instabilities is that during the minimization procedure a few configurations (often only one) acquire a very large weight. The estimate of the variance is then reduced almost to zero by a set of parameters which are found to give extremely poor results in a subsequent QMC calculation. When the nodes of the trial wave function are altered large weights are most likely to occur for configurations close to the zeros of the probability distribution  $\Phi^2(\alpha_0)$ . Large weights can also occur when varying the Jastrow factor if the number of electrons,  $N$ , is large. For a small change in the one-body function,  $\delta\chi$ , the local energy changes by an amount *proportional* to  $N\delta\chi$ , but the weight is multiplied by a factor which is *exponential* in  $N\delta\chi$ , which can result in very large or very small weights if  $N$  is large. A similar argument holds for changes in the two-body term, which shows an even more severe potential instability because the change in the two-body term scales like  $N^2$ .

The instability due to the weights has been noticed by many researchers. In principle one could overcome this instability by using more configurations, but the number required is normally impossibly large. Various practical ways of dealing with this instability have been devised. One method is to limit the upper value of the weights [7] or to set the weights equal to unity [8,9]. Schmidt and Moskowitz [8] set the weights equal to unity in calculations for small systems in which the nodes were altered. An alternative approach is to draw the configurations from a modified probability distribution which is positive definite, so that the weights do not get very large. [10] In our calculations for large systems of up to 1000 electrons [11] we also set the weights equal to unity while optimizing the Jastrow factor. When using the correlated sampling approach, whether or not the weights are modified, better results are obtained by periodically regenerating a new set of configurations chosen from the distribution  $\Phi^2(\alpha)$ , where  $\{\alpha\}$  is the updated parameter set. This helps the convergence of the minimization procedure. One can also restrict the allowed variation in the parameters  $\{\alpha\}$  before regenerating a new set of configurations, but this can slow the convergence. We found [9] that setting the weights to unity allowed us to alter the parameters by a larger amount before we had to regenerate the configurations with the new set of param-

eters. After a few (typically three or four) regenerations we found that the parameters had converged to stable values giving a small variance and low energy in a subsequent VMC calculation.

These strategies can often overcome the numerical instability. Our goal is to apply QMC methods to large systems with many inequivalent atoms, which will require wave functions for many electrons with many variable parameters. We would like to be able to optimize the determinantal part of the wave function as well as the Jastrow factor, which has only recently been attempted for solids [12], and we would also like to optimize excited states as well as ground states. In order to accomplish these goals we will need to improve our optimization techniques. In this paper we analyse energy and variance minimization techniques, in the expectation that a deeper understanding of the issues of numerical stability will lead to improved algorithms.

First we analyse the procedure of setting the weights to unity, which gives a new objective function,  $C(\alpha)$ , where

$$C(\alpha) = \frac{\int \Phi^2(\alpha_0) [E_L(\alpha) - E_C(\alpha)]^2 d\mathbf{R}}{\int \Phi^2(\alpha_0) d\mathbf{R}}, \quad (7)$$

and

$$E_C = \frac{\int \Phi^2(\alpha_0) [\Phi^{-1}(\alpha) \hat{H} \Phi(\alpha)] d\mathbf{R}}{\int \Phi^2(\alpha_0) d\mathbf{R}}, \quad (8)$$

is the unweighted energy. The objective function  $C(\alpha)$  has the property that its absolute minimum is zero and that this value is obtained if and only if  $\Phi(\alpha)$  is an exact eigenstate of  $\hat{H}$ , because for an exact eigenstate  $E_L = E_C$ . The absolute minima of  $C(\alpha)$  are therefore at the same positions as those of  $A(\alpha)$  and therefore  $C(\alpha)$  should be a satisfactory objective function. As we will show by explicit example in Section IV, the advantage of  $C(\alpha)$  is that it has a lower variance than  $A(\alpha)$ , especially when  $\alpha_0$  and  $\alpha$  differ significantly. A similar analysis can be applied to the case where the weights are subject to an upper limit, and we will refer to all such expressions with modified weights as variants of  $C$  and  $E_C$ .

The objective function  $C(\alpha)$  contains the unweighted energy  $E_C$ . As we will show by explicit example in Section IV, the ground state of  $\hat{H}$  does not necessarily correspond to the minimum value of  $E_C$ . The energy  $E_C$  is therefore not a satisfactory objective function in its own right. If we replace the energy  $E_C(\alpha)$  in Eq. 7 by some other energy  $\bar{E}$ , then the minima of the objective function occur at the eigenstates of  $\hat{H}$  if and only if  $\bar{E}$  evaluated with the exact wave function is equal to the exact energy of the eigenstate. This requirement still allows freedom in the choice of  $\bar{E}$ , and the following form is sufficient,

$$\bar{E} = \frac{\int p(\mathbf{R}) E_L(\alpha) d\mathbf{R}}{\int p(\mathbf{R}) d\mathbf{R}}, \quad (9)$$

where  $p(\mathbf{R})$  is any probability distribution. This demonstrates that we can alter the weights in the energy  $E_C$

and the variance  $C$  independently, without shifting the positions of the absolute minima of  $C$ . In this work we have not investigated this freedom and we have always used the same weights for  $E_C$  and  $C$ .

The above analysis applies for wave functions with sufficient variational freedom to encompass the exact wave function. In practical situations we are unable to find exact wave functions and it is important to consider the effect this has on the optimization process. Although the objective functions  $A(\alpha)$  and  $C(\alpha)$  are unbiased in the sense that the exact ground state wave function corresponds to an absolute minimum,  $C(\alpha)$  is biased in the sense that for a wave function which cannot be exact the optimized parameters will not exactly minimize the true variance. We refer to this as a “weak bias” because it disappears as the wave function tends to the exact one. In practice this is not a problem because in minimizing  $C(\alpha)$  we regenerate the configurations several times with the updated distribution until convergence is obtained, so that minimization of  $A(\alpha)$  and  $C(\alpha)$  turns out to give almost identical parameter values. On the other hand, the unweighted energy,  $E_C$ , shows a “strong bias” in the sense that the nature of its stationary points are very different from those of the properly weighted energy. The ability to alter the weights while not affecting the positions of the minima is an important advantage of variance minimization over energy minimization, which we believe is one of the factors which leads to the greater numerical stability of variance minimization.

### III. FURTHER EFFECTS OF FINITE SAMPLING

In the previous section we described the numerical instability arising from the weighting factors. The origin of this problem lies in approximating the integrals by the average of the integrand over a finite set of points in configuration space. There is another important issue connected with the approximation of finite sampling, which is whether the positions of the minima of the objective function are altered by the finite sampling itself.

Consider the objective function  $A(\alpha)$ , in the case where the trial wave function has sufficient variational freedom to encompass the exact wave function. Approximating Eq. 4 by an average over the set  $\{\mathbf{R}_i\}$  containing  $N_s$  configurations drawn from the distribution  $\Phi^2(\alpha_0)$  gives

$$A^{N_s} = \frac{\sum_i^{N_s} w(\mathbf{R}_i; \alpha) [E_L(\mathbf{R}_i; \alpha) - E_V(\{\mathbf{R}_i\}; \alpha)]^2}{\sum_i^{N_s} w(\mathbf{R}_i; \alpha)}. \quad (10)$$

The eigenstates of  $\hat{H}$  give  $A^{N_s} = 0$  for *any* size of sample because  $E_L = E_V$  for an eigenstate. Clearly this result also holds for  $C(\alpha)$ . This behaviour contrasts with that of the variational energy,  $E_V$ . Consider a finite sampling of the variational energy of Eq. 2, where the configura-

tions are distributed according to  $\Phi^2(\alpha_0)$  and properly weighted,

$$E_V^{N_s} = \frac{\sum_i^{N_s} w(\mathbf{R}_i; \alpha) E_L(\mathbf{R}_i; \alpha)}{\sum_i^{N_s} w(\mathbf{R}_i; \alpha)} . \quad (11)$$

The global minima of  $E_V^{N_s}$  are not guaranteed to lie at the eigenstates of  $\hat{H}$  for a finite sample. The fact that the positions of the global minima of  $A(\alpha)$  and  $C(\alpha)$  are robust to finite sampling is a second important advantage of variance minimization over energy minimization.

#### IV. TESTS OF MINIMIZATION PROCEDURES

We now investigate the performance of the various energy and variance minimization techniques for a solid state system. We would like to know the exact wave function for our test system, and therefore we have chosen a non-interacting system. We model the valence states of silicon in the diamond structure, using periodic boundary conditions to simulate the solid. The fcc simulation cell contains 16 atoms and 64-electrons. The electrons are subject to a local potential which is described by two Fourier components,  $V_{111} = -0.1$  a.u., and  $V_{220} = -0.06$  a.u., chosen to give a reasonable description of the valence bandstructure of silicon. The value of  $V_{111}$  is in good agreement with empirical pseudopotential form factors for silicon [13], while the value of  $V_{220}$  is somewhat larger. Overall this model gives a reasonable description of the valence states of silicon and retains the essential features for testing the optimization techniques.

The “exact” single-particle orbitals were obtained by diagonalizing the Hamiltonian in a plane-wave basis set containing all waves up to an energy cutoff of 15 a.u. This basis set is still incomplete, but the square root of the variance of the energy is about 0.02 eV per atom, which is negligible for our purposes. We have added a variational parameter,  $\alpha$ , in the form of a  $\chi$  function with the full symmetry of the diamond structure:

$$\chi(\mathbf{r}) = \alpha \left( \sum_{\mathbf{G}} P_{\mathbf{G}} e^{i\mathbf{G} \cdot \mathbf{r}} \right) , \quad (12)$$

where  $\mathbf{G}$  labels the 8 reciprocal lattice vectors of the [111] star and  $P_{\mathbf{G}}$  is a phase factor associated with the non-symorphic symmetry operations. The exact value of the parameter,  $\alpha$ , is, of course, zero. To model the situation where the wave function does not possess the variational freedom to encompass the exact one we used a smaller basis set cutoff of 2.5 a.u. The variational energy from this wave function is 0.35 eV per atom above the exact value, which is typical of the values we encounter in our solid state calculations. The optimal value of  $\alpha$  for this inexact wave function is very close to zero.

This model exhibits all the numerical problems we have encountered in optimization procedures. In practical situations one may have more electrons and more parameters to optimize, which makes the numerical instabilities more pronounced. In order to analyse the behaviour in detail we have evaluated the variance of the objective functions. We found that unfeasibly large numbers of electron configurations were required to obtain accurate values of the variance of the objective functions for wave functions with many more electrons and variables parameters than used in our model system. We stress that when the numerical instabilities are more pronounced it is even more advantageous to adopt the optimization strategies recommended here.

We generated samples of  $0.96 \times 10^6$  statistically independent electronic configurations which were used to calculate the quantities involved in the various optimization schemes. In practical applications, a typical number of configurations used might be  $10^4$ , but we found it necessary to use a much larger number to obtain sufficiently accurate values of the different objective functions and, particularly, their variances. In a practical application an objective function, say  $C(\alpha)$ , is evaluated using, say,  $10^4$  configurations. The quantities of interest are then  $C(\alpha)$  and its variance calculated as averages over blocks of  $10^4$  configurations. Because the numerator in  $C(\alpha)$  contains  $E_V$ , which is itself a sum over configurations, the values of  $C(\alpha)$  and its variance depend on the number of configurations in the block. The variance of  $C(\alpha)$  calculated as such a block average is much more sensitive to the block size than the value of  $C(\alpha)$ . As the number of configurations in the block increases the values of  $C(\alpha)$  and its variance converge to their true values. (Analogous arguments hold for  $A(\alpha)$ .) Quoting all our results as a function of the block size would result in an enormous increase in the amount of data. However, for our silicon model, the variances of the objective functions are close to their true asymptotic values for block sizes of  $10^4$  configurations or greater, so the values at the limit of large block sizes are the relevant ones for practical applications, and these are the values we quote here.

The configurations were generated by a Metropolis walk distributed according to  $\Phi^2$ , using the inexact reduced basis-set wave function. An optimization procedure typically starts with non-optimal parameter values which are improved during the optimization procedure. We present results for configurations generated with the non-optimal value of  $\alpha_0 = 0.03$ , which gives results typical of the starting value for an optimization, and  $\alpha_0 = 0$ , which is the final value from a successful optimization procedure. The qualitative behaviour is not strongly influenced by the value of  $\alpha_0$ .

First we consider energy minimization. In Fig. 1 we plot the weighted and unweighted mean energies,  $E_V$  and  $E_C$ , and their variances as a function of  $\alpha$ , with configurations generated from  $\alpha_0 = 0.03$  (Fig. 1a) and  $\alpha_0 = 0$  (Fig. 1b). The unweighted mean energy has a *maximum* at  $\alpha_0$ , i.e., the value from which the configu-

rations were generated. This result can be understood as follows. Consider a wave function of the form

$$\Phi = \sum_n \beta_n D_n^\dagger D_n^\downarrow \exp \left[ \sum_k \alpha_k J_k \right] , \quad (13)$$

where the  $\alpha_k$  are parameters, and the  $J_k$  are correlation functions. The mean unweighted energy can be written as

$$E_C(\{\alpha_k\}) = (\alpha_k - \alpha_{k0}) G_{kl} (\alpha_l - \alpha_{l0}) + \text{constant} , \quad (14)$$

where  $\alpha_{k0}$  are the parameter values from which the configurations are generated and

$$G_{kl} = \frac{-\frac{1}{2} \int \Phi^2(\{\alpha_{k0}\}) \sum_i \nabla_i J_k \nabla_i J_l d\mathbf{R}}{\int \Phi^2(\{\alpha_{k0}\}) d\mathbf{R}} . \quad (15)$$

The  $G_{kl}$  and the constant term depend on the  $\alpha_{k0}$  but not on the  $\alpha_k$ . When there is only a single parameter,  $G$  is negative, so that  $E_C$  is a quadratic function with a maximum at  $\alpha_k = \alpha_{k0}$ . When there is more than one parameter the stationary point of the quadratic can be a maximum, minimum or saddle point, which is not acceptable behaviour for an objective function. The weights may be altered in other ways, such as limiting their upper value, but if the weights are altered the minima of the energy are moved, which is a “strong bias” in the objective function. If one insists on using an energy minimization method, weighting *must* be used.

We now investigate the distributions of the weights and the local energies. In Fig. 2 we plot the distributions of the weights for  $\alpha_0 = 0.03$  and  $\alpha = 0$  and for  $\alpha_0 = 0$  and  $\alpha = 0.03$ , while in Fig. 3 we plot the corresponding distributions of the local energies. The distributions of the weights resemble Poisson distributions, but the square roots of the variances are significantly greater than the means, so there are more configurations at large weights than for a Poisson distribution with the same mean. The local energies follow normal distributions relatively well. As expected, the distributions of the local energies is wider for the  $\alpha_0 = 0.03$  wave function. Closer inspection reveals that the distribution of the local energies is not exactly normal because the actual distributions have “fat tails”. The outlying energies result from outlying values of the kinetic energy. The standard deviations are  $\sigma = 0.964$  a.u. and  $\sigma = 0.726$  a.u., for  $\alpha_0 = 0.03$  and 0, respectively. The expected percentage of configurations beyond  $3\sigma$  from the mean of a normal distribution is 0.27%, but the actual percentages are 0.443% and 0.608% for  $\alpha_0 = 0.03$  and 0, respectively. Although these outlying local energies give a negligible contribution to the mean energy, calculated with or without weighting, and only a very small contribution to the values of the variance-like objective functions,  $A(\alpha)$ ,  $B(\alpha)$ , and  $C(\alpha)$ , they give significant contributions to the variances of the variance-like objective functions.

It is highly undesirable for an objective function to have a large variance. A larger variance implies that a greater number of configurations is required to determine the objective function to a given accuracy. However, as noted above, only the variances and not the means of  $A(\alpha)$ ,  $B(\alpha)$ , and  $C(\alpha)$  are significantly affected by these outlying configurations. We therefore limit the outlying local energies. An alternative would be to delete the outlying configurations, but this introduces a greater bias and is not as convenient in correlated-sampling schemes. The limiting must be done by the introduction of an arbitrary criterion, which we have implemented as follows. First we calculate the standard deviation of the sampled local energies,  $\sigma$ . We then calculate limiting values for the local energy as those beyond which the total expected number of configurations based on a normal distribution is less than  $\Delta$ , where

$$\Delta = N_s \times 10^{-p} , \quad (16)$$

$N_s$  is the total number of configurations and  $p$  is typically chosen to be 8, although varying  $p$  from 4 to 12 makes no significant difference to the results. We include the factor of  $N_s$  rather than limiting the energies beyond a given number of standard deviations to incorporate the concept that as more configurations are included, the sampling is improved. In the limit of perfect sampling,  $N_s \rightarrow \infty$ , the objective functions are unchanged. For our silicon system, the percentage of configurations having their local energies limited by this procedure, with  $p = 8$ , is only 0.024% and 0.047% for  $\alpha_0 = 0.03$  and 0, respectively, which corresponds to those beyond 5.7 standard deviations from the mean. The effect of limiting the outlying local energies is illustrated in Fig. 4. In Figs. 4a and c we plot the mean values of the objective functions  $C$  and  $A$  versus  $\alpha$  for configurations generated with  $\alpha_0 = 0.03$ , with values of the limiting power,  $p$ , in Eq. 16, of 4, 8, 12 and infinity (no limiting), while in Figs. 4b and d we plot their variances. The mean values of  $C$  are hardly affected by the limiting, while those of  $A$  are only slightly altered. The smaller variances of  $C$  and  $A$  obtained by limiting the values of the local energy are very clear. In fact, if the local energies are not limited then the variances of the objective function are not very accurately determined, even with our large samples of  $0.96 \times 10^6$  configurations. Similar results hold for configurations generated with  $\alpha_0 = 0$ . We are not aware of other workers limiting the local energies in this way. This method can significantly reduce the variance of the variance-like objective functions without significantly affecting their mean values. Limiting the local energies is even more advantageous when small numbers of configurations are used. As mentioned above, in practical applications one evaluates the objective functions as averages over a sample of some given size, so that the variance of interest is the variance for that block size. When the block size is small the variances of objectives functions  $A$  and  $C$  increase, but this effect is greatly reduced by limiting the local energies.

Limiting the local energies in the way we have described gives significantly better numerical behaviour for all the variance-like objective functions and therefore all data shown in Figs. 5–7 have been limited with  $p=8$ , unless explicitly stated otherwise.

Limiting the values of the weights is a crucial part of the variance minimization procedure for large systems. Comparison of Figs. 4b and d shows that the variance of the unweighted objective function  $C(\alpha)$  is smaller than that of the weighted objective function,  $A(\alpha)$ , for all values of  $\alpha$ , provided one limits the local energies. The variances close to the minimum are similar but away from the minimum the variance of  $A$  increases much more rapidly than that of  $C$ . The smaller variance of  $C$  indicates the superior numerical stability of the unweighted function. Qualitatively similar behaviour occurs for configurations generated with  $\alpha_0 = 0$ . A commonly used alternative to setting the weights equal to unity is to limit the maximum value of the weights. In Fig. 5 we show data for objective function  $C$  with the largest value of the weights limited to multiples of 1 and 10 times the mean weight, along with data for the weights set to unity. In this graph the standard deviations of the objective functions are plotted as error bars. Fig. 5 shows that the variance of  $C$  is reduced as the weights are more strongly limited, but the lowest variance is obtained by setting the weights to unity. In addition, when the weights are limited the curvature of the objective function is reduced, which makes it more difficult to locate the minimum. We therefore conclude that setting the weights to unity gives the best numerical stability.

Finally, we study the effect of using the objective function  $B(\alpha)$  (Eq. 6), in which the variational energy,  $E_V$ , is replaced by a fixed reference energy,  $\bar{E}$ , which is chosen to be lower than the exact energy. In Fig. 6 we show the objective function  $B(\alpha)$  versus  $\alpha$  for configurations generated with  $\alpha_0 = 0$ . The overall shapes of the curves are hardly changed as  $\bar{E}$  is decreased, although the variance of the objective function slowly increases. If  $\bar{E}$  is chosen to be too low then a significant amount of energy minimization is included and the numerical stability deteriorates. The objective function  $B$  does have the property that its variance is independent of the block size, so that it does not show the increase in variance at short block sizes, but in practice we have not found this to be an important advantage. Using a value of  $\bar{E}$  slightly below  $E_V$  appears to offer no significant advantages.

A direct comparison of the different variance-like objective functions is made in Fig. 7. The behaviour of the following objective functions are displayed: (i)  $A$ , (ii)  $B$  with  $\bar{E} = E_V - 0.3750$  a.u., (iii)  $C$ , and (iv) a variant of  $C$  with the maximum value of the weights limited to 10 times the mean weight. Limiting outlying values of the local energy improves the behaviour of all the objective functions, so in each case we have limited them according to Eq. 16 with  $p=8$ . The mean values of the objective functions are plotted in Fig. 7a, which shows them to behave similarly, with the positions of the minima being

almost indistinguishable. However, the curve for the variant of  $C$  with limited weights is somewhat flatter, which is an undesirable feature. The standard deviations of the objective functions are plotted in Fig. 7b, and here the differences are more pronounced. The unweighted variance,  $C$ , has the smallest variance, which is slightly smaller than that of the variant of  $C$  with strongly limited weights. The variances of the objective functions which include the full weights increase rapidly away from  $\alpha=0$ . This rapid increase is highly undesirable and can lead to numerical instabilities.

## V. CONCLUSIONS

We have analysed energy and variance minimization schemes for optimizing many-body wave functions, where the integrals involved are evaluated statistically. We have suggested two reasons why variance minimization techniques are numerically more stable than energy minimization techniques:

1. In variance minimization it is allowable to limit the weights or set them equal to unity, which reduces the variance of the objective function while introducing only a “weak bias”, which disappears as the process converges. Altering the weights in energy minimization normally leads to a badly behaved objective function.
2. Variance minimization, with or without altering the weights, shows greater numerical stability against errors introduced by finite sampling because the positions of the minima of the variance are not shifted by the finite sampling, whereas those of the (properly weighted) energy are.

We have studied optimization strategies for a realistic model of the valence electronic structure of diamond-structure silicon. The best strategy we have found is:

1. Minimize the variance of the unweighted local energy (objective function  $C$ , Eq. 7).
2. Limit outlying values of the local energy according to Eq. 16.
3. Regenerate the configurations several times with the updated parameter values until convergence is obtained.

This strategy may be applied to both ground and excited states of atoms, molecules and solids. It has been designed to be optimal for systems containing many electrons. The behaviour that we have observed in numerous wave function optimizations for large systems is consistent with the analysis presented in this paper and indicates that the above optimization strategy is robust, accurate and efficient.

## VI. ACKNOWLEDGMENTS

Financial support was provided by the Engineering and Physical Sciences Research Council (UK). Our calculations are performed on the CRAY T3E at the Edinburgh Parallel Computing Centre, and the Hitachi SR2201 located at the Cambridge HPCF.

---

- [1] W. L. McMillan, Phys. Rev. **138**, A442 (1965).
- [2] B. L. Hammond, W. A. Lester, Jr., and P. J. Reynolds, *Monte Carlo Methods in ab initio quantum Chemistry*, (World Scientific, Singapore, 1994).
- [3] D. Ceperley, G. Chester, and M. Kalos, Phys. Rev. B **16**, 3081, (1977).
- [4] H. Conroy, J. Chem. Phys. **41** 1331 (1964).
- [5] C. J. Umrigar, K. G. Wilson, and J. W. Wilkins, Phys. Rev. Lett. **60**, 1719 (1988).
- [6] C. J. Umrigar, M. P. Nightingale, and K. J. Runge, J. Chem. Phys. **99**, 2865 (1993).
- [7] C. Filippi and C. J. Umrigar, J. Chem. Phys. **105** 213 (1996).
- [8] K. E. Schmidt and J. W. Moskowitz, J. Chem. Phys. **93** 4172 (1990).
- [9] A. J. Williamson, S. D. Kenny, G. Rajagopal, A. J. James, R. J. Needs, L. M. Fraser, W. M. C. Foulkes, and P. Maccallum, Phys. Rev. B **53**, 9640 (1996).
- [10] R. N. Barnett, Z. Sun, and W. A. Lester, Jr., Chem. Phys. Lett. **273** 321 (1997).
- [11] P. R. C. Kent, R. Q. Hood, A. J. Williamson, R. J. Needs, W. M. C. Foulkes, and G. Rajagopal, unpublished.
- [12] S. Fahy, unpublished.
- [13] M. L. Cohen and T. K. Bergstresser, Phys. Rev. **141** 789 (1966).

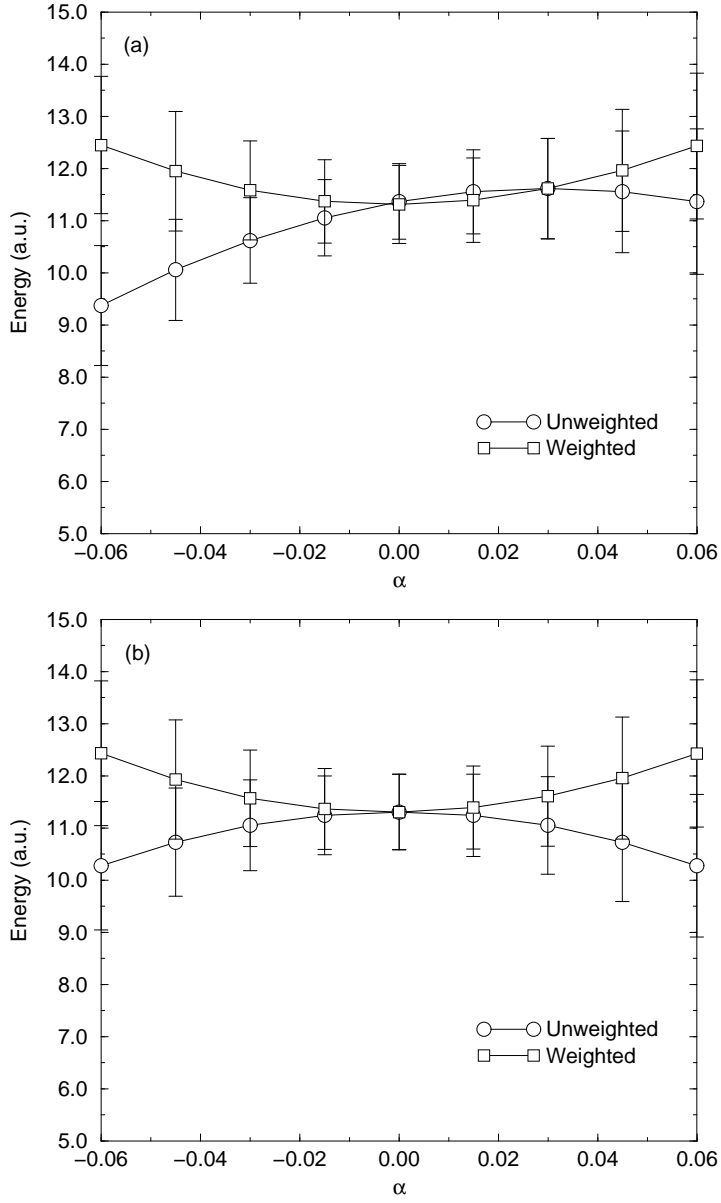


FIG. 1. Weighted and unweighted mean energies and standard deviations, shown as error bars, for configurations generated with (a)  $\alpha_0=0.03$  and (b)  $\alpha_0=0$ .



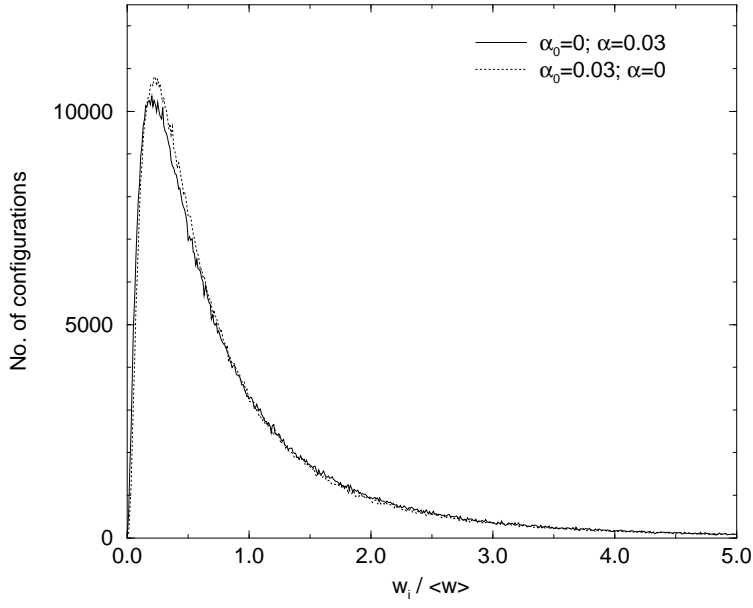


FIG. 2. Distributions of weights for configurations generated with  $\alpha_0=0.03$  and  $\alpha_0=0$ , evaluated with  $\alpha=0$  and  $\alpha=0.03$ , respectively.

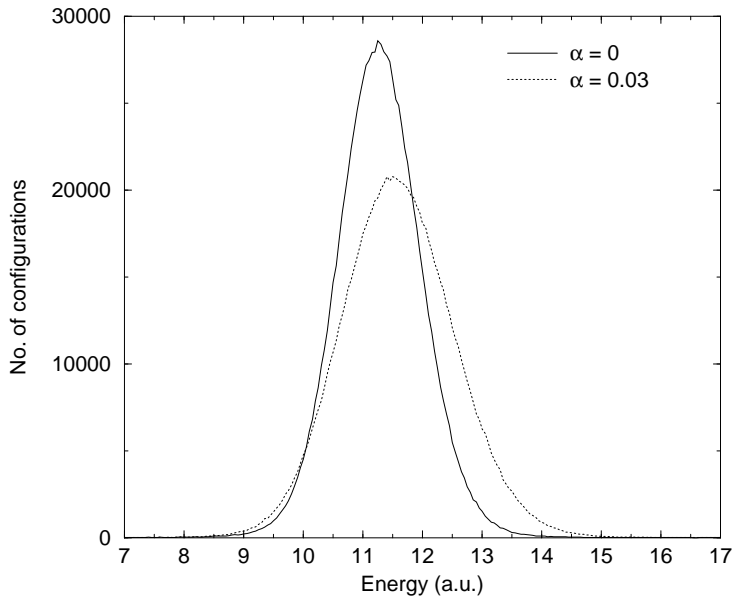
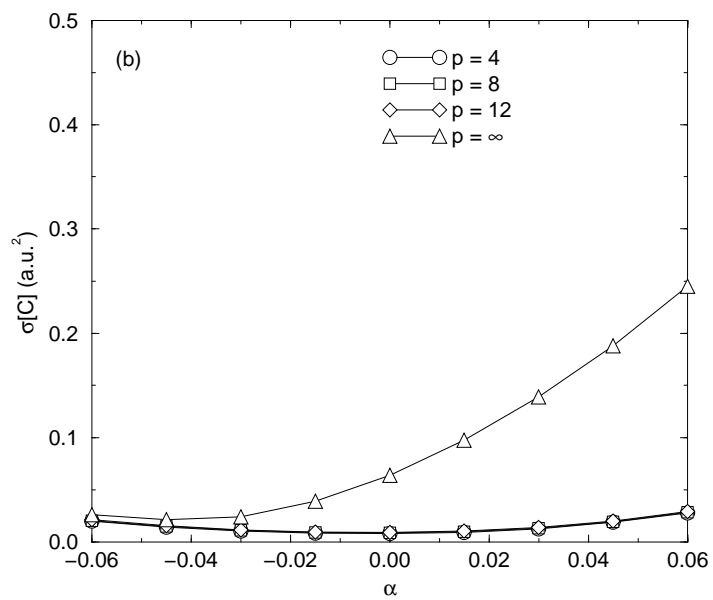
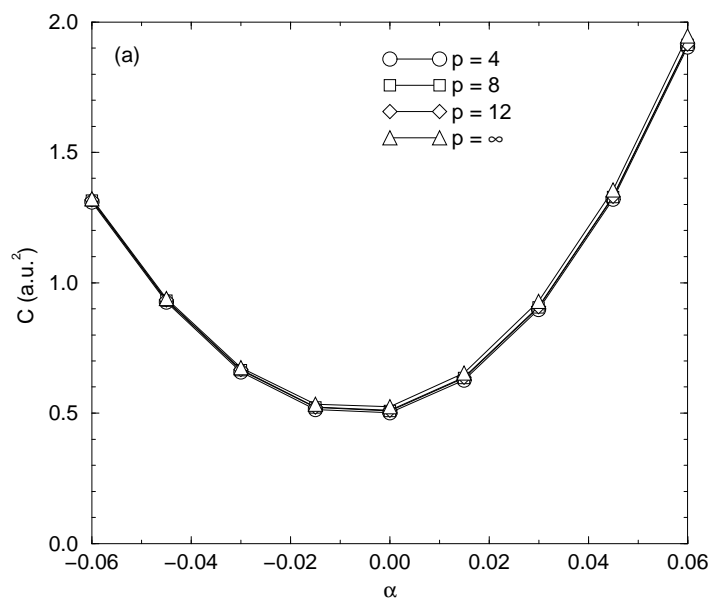


FIG. 3. Distributions of the local energies for  $\alpha=0$  and  $\alpha=0.03$ .



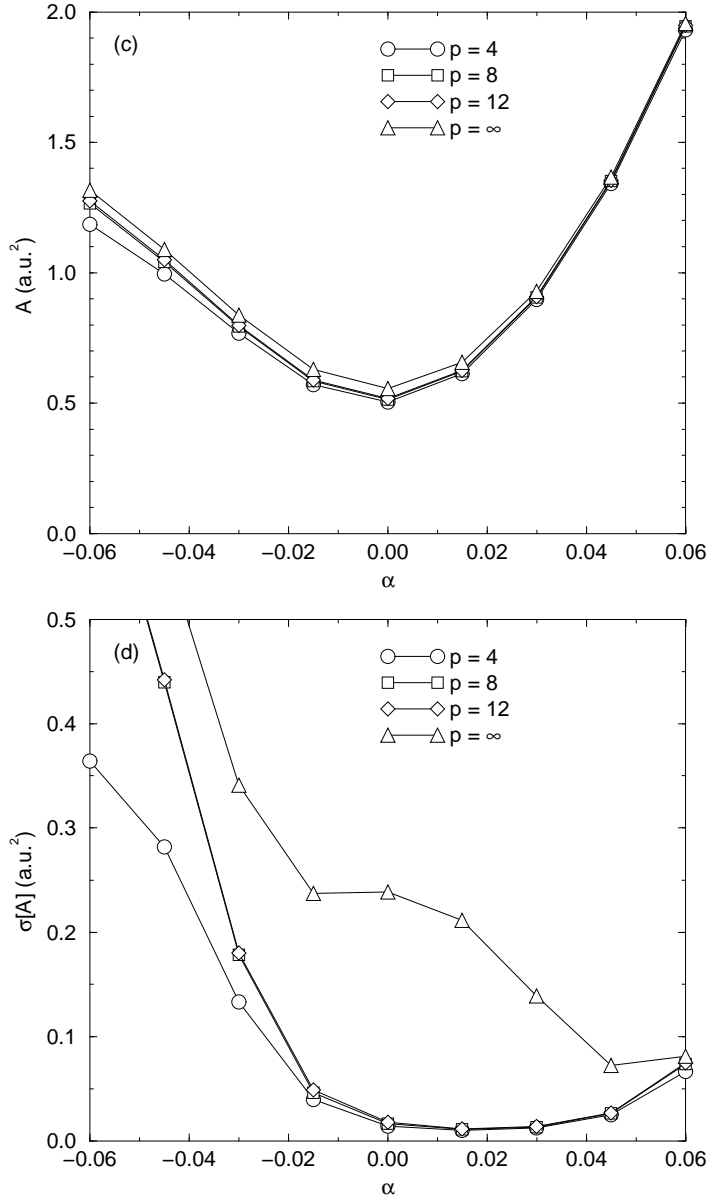


FIG. 4. The effect of limiting outlying energies on (a,b) objective function  $C$  (the unweighted variance) and (c,d) objective function  $A$  (the weighted variance) with  $\alpha_0=0.03$ . Outlying energies are limited as in Eq. 16 with the values of  $p$  shown.

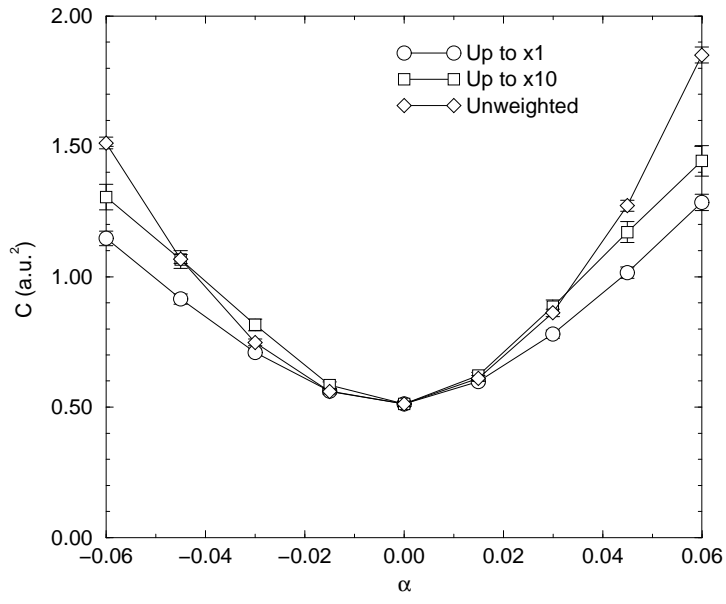


FIG. 5. The unweighted objective function  $C$  generated with  $\alpha_0 = 0$  and with limiting of the weights.

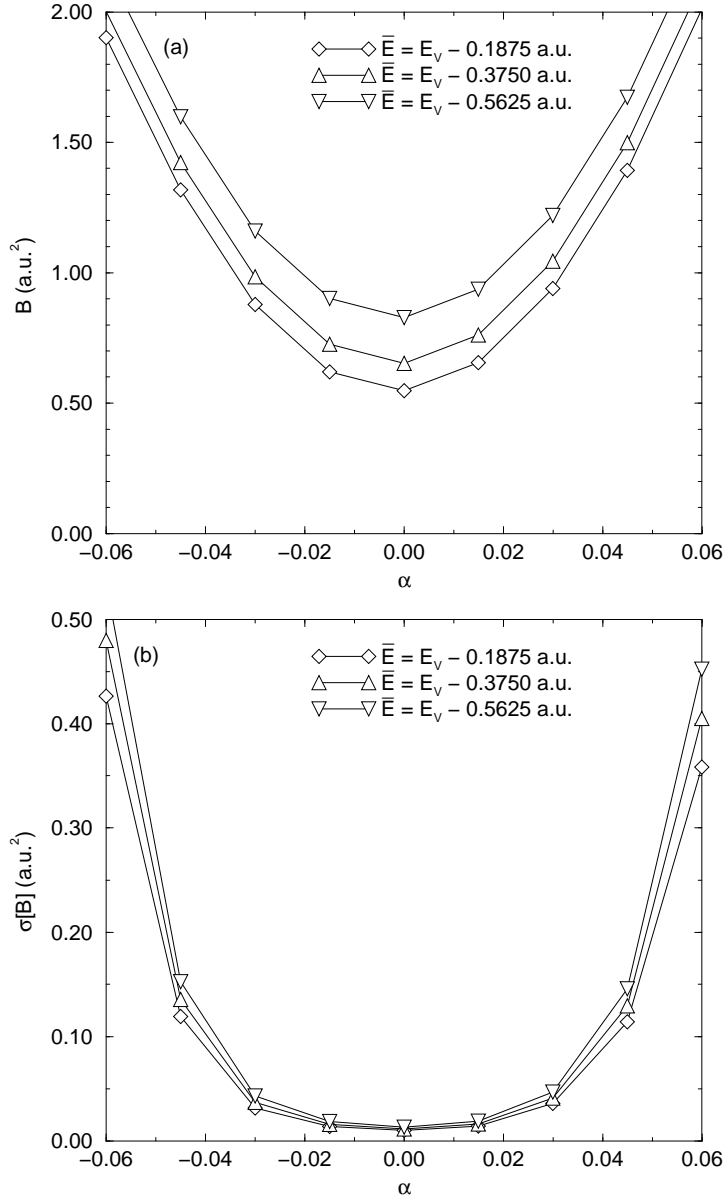


FIG. 6. Objective function  $B$  versus  $\alpha$  with  $\alpha_0 = 0$  and  $\bar{E} < E_V$ .

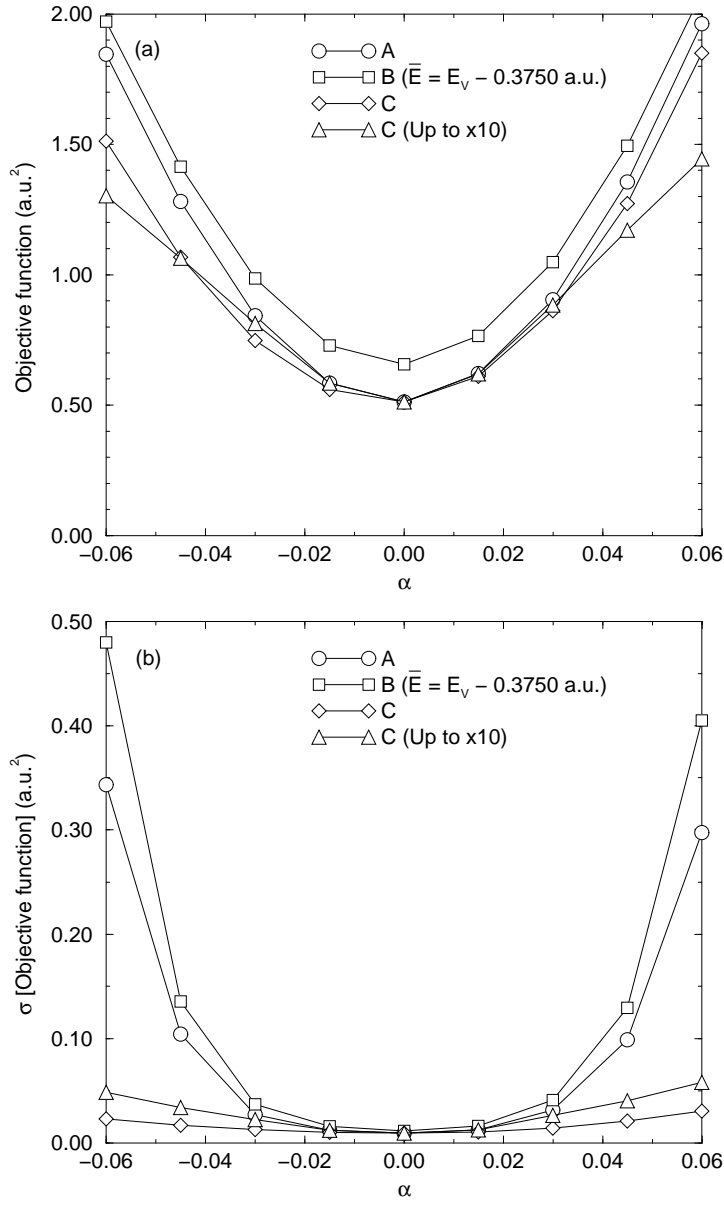


FIG. 7. Comparison of variance-like objective functions with  $\alpha_0 = 0$  as a function of  $\alpha$ .