

On the solutions of the one dimensional Ginzburg-Landau equations for superconductivity

Amandine Aftalion* and William C. Troy†

October 4, 2018

Abstract

This paper gives a complete description of the solutions of the one dimensional Ginzburg-Landau equations which model superconductivity phenomena in infinite slabs. We investigate this problem over the entire range of physically important parameters: a the size of the slab, κ the Ginzburg-Landau parameter, and h_0 , the exterior magnetic field. We do extensive numerical computations using the software AUTO, and determine the number, symmetry and stability of solutions for all values of the parameters. In particular, our experiments reveal the existence of two key-points in parameter space which play a central role in the formation of the complicated patterns by means of bifurcation phenomena. Our global description also allows us to separate the various physically important regimes, to classify previous results in each regime according to the values of the parameters and to derive new open problems. In addition, our investigation provides new insight into the problem of differentiating between the types of superconductors in terms of the parameters.

PACS NUMBERS: 2.60.Lj, 5.70.Fh, 74.20.De

Keywords: superconductivity, bifurcation, symmetry, surface effects.

*DMI, Ecole Normale Supérieure, 45, rue d'Ulm, 75230 Paris cedex 05, France.

†Mathematics department, University of Pittsburgh, Pittsburgh, Pennsylvania 15 260, USA.

1 Introduction

This paper gives a complete description of the solutions of the one dimensional Ginzburg-Landau equations which model superconductivity phenomena in infinite slabs. One of our main goals here is to determine the number, symmetry and stability of solutions. We give a complete numerical investigation of these issues over the entire range of physically important parameters: a the size of the slab, κ the Ginzburg-Landau parameter, and h_0 , the exterior magnetic field. Our experiments, which are summarized in Figure 9, reveal the existence of two key-points in parameter space which play a central role in the way superconductivity is nucleated. Indeed, according to the values of a and κ , superconductivity appears either in the volume of the sample if the slab is thin, or on superconducting sheaths near the boundary if the slab is large, and in the form of two-dimensionnal vortex patterns if the slab is of intermediate size. This is why all values of a and κ are of interest. As we shall see, sheaths and vortices can be described in terms of asymmetric solutions of the one dimensional problem, and each of the key-points gives rise to diverse pattern formation by means of various bifurcation phenomena. In addition, our results provide new insight into the problem of differentiating between the types of superconductors in terms of the parameters. Finally, our global description allows us to understand better many interesting physical phenomena, to classify results previously obtained for each regime of the parameters and also to derive new open problems. In order to properly describe our results we begin with a brief summary of the model.

The superconductivity of certain metals is characterized at very low temperatures by the loss of electrical resistance and the expulsion of the exterior magnetic field \mathbf{h}_0 . In the model derived by Ginzburg and Landau in 1950 (see [26]), the electromagnetic properties of the material are completely described by the magnetic potential vector \mathbf{A} ($\mathbf{h} = \text{curl } \mathbf{A}$ being the magnetic field) and the complex-valued order parameter ψ . In fact, ψ is an averaged wave function of the superconducting electrons and its modulus corresponds to the density of superconducting carriers. When the sample is wholly normal, $|\psi| \equiv 0$ and the magnetic field inside the material \mathbf{h} is equal to the exterior magnetic field \mathbf{h}_0 . On the other hand, when the sample is perfectly superconducting, $|\psi| \equiv 1$ and the magnetic field \mathbf{h} is identically 0. Furthermore, in the Ginzburg-Landau theory, the state of the sample is completely determined by the minimum of an energy depending on ψ and \mathbf{A} . For a more precise description of the general theory, one may refer to [19], [24],

[26], [32], [36], [37] or to [18], [23].

In the special case when the sample is an infinite slab of constant thickness, between the planes $x = -a$ and $x = a$, it is usual to assume that both ψ and \mathbf{A} are uniform in the y and z directions, and that the exterior magnetic field is tangential to the slab, that is $\mathbf{h}_0 = (0, 0, h_0)$. A suitable gauge can then be chosen so that $\psi = f(x)$ is a real function, and $\mathbf{A} = q(x)\mathbf{e}_y$, where \mathbf{e}_y is the unit vector along the y direction (see [26] for more details). In this case, the nondimensionalized form of the Ginzburg-Landau energy is given by:

$$E_\kappa(f, q) = \int_{-a}^a \left(\frac{1}{\kappa^2} f'^2 + f^2 q^2 + \frac{1}{2} f^4 - f^2 + (q' - h_0)^2 \right) dx. \quad (1.1)$$

The nondimensionalized parameter κ is called the Ginzburg-Landau parameter. It is the ratio of λ , the penetration depth of the magnetic field, to ξ , the coherence length, which is the characteristic length of variation of f . The value of κ determines the type of superconductor according to the type of phase transition which takes place between the normal phase and the superconducting phase: κ small describes what is known as a type I superconductor and κ large as a type II. More precisely, for a type I superconductor, there is a critical magnetic field h_c such that if $h_0 < h_c$, the material is entirely superconducting and the magnetic field is expelled from the sample apart from a boundary layer of size λ . This is called the Meissner effect. If $h_0 > h_c$, superconductivity is destroyed and the material is in the normal state, that is $f \equiv 0$ and $q' \equiv h_0$. For a type II superconductor, the phase transition is different and there are two critical fields h_{c1} and h_{c2} : for $h_0 < h_{c1}$, the exterior magnetic field is expelled from the sample and there is a Meissner effect as for type I superconductors. But as h_0 is increased above h_{c1} , superconductivity is not destroyed straight away, since the superconducting and the normal phase coexist under the form of filaments or vortices: the vortex is a zone of diameter ξ , at the center of which the order parameter f vanishes. As h_0 increases further, the vortices become more numerous until the critical value h_{c2} is reached at which superconductivity is destroyed. For $h_0 > h_{c2}$, there is no superconductivity and the material is in the normal state. The way superconductivity is nucleated is highly dependent on a and κ , as we will see later in Section 4, where we will introduce a third critical field h_{c3} corresponding to nucleation of surface superconductivity. We refer to Tinkham [37] for a detailed explanation. The vortex phenomena in superconductivity have been widely studied in the literature. See for instance [5] or [23] and the references therein. The critical value of κ usually given to separate type I and type II superconductors is $\kappa = 1/\sqrt{2}$.

In the next Sections, we will describe how this value is computed in the limiting case $a = \infty$. However, as a is decreased from infinity, we will see that the demarcation between type I and II behaviours is no longer the constant $\kappa = 1/\sqrt{2}$. Instead, we find that there is a well defined curve in the (κ, a) plane which separates the two types of behaviours. This result will be fully discussed in Section 3. Similarly in Section 4, we find an extra curve which separates different type I superconductors according to surface effects.

For a mathematical analysis of the problem, it is natural to assume that $f \in H^1(-a, a)$ and $q \in H^1(-a, a)$. It then follows from standard variational arguments that there exists a minimizer of E_κ , and that the minimizer is a solution of

$$\begin{cases} \frac{1}{\kappa^2} f'' = f(f^2 + q^2 - 1) & \text{in } (-a, a), \\ f'(\pm a) = 0, \\ q'' = qf^2 & \text{in } (-a, a), \\ q'(\pm a) = h_0. \end{cases} \quad (GL)$$

Notice that $f \equiv 0$ and $q(x) = h_0(x + e)$ is always a solution for any real e . From now on, we will call this a *normal solution*. Regularity properties of minimizers yield that either f is a normal solution, or f does not change sign, hence we will study the case $f > 0$. An easy calculation shows that the energy E_κ is zero along the normal solution. Thus a global minimizer cannot have positive energy.

The aim of this paper is to give a complete description (number, symmetry and stability) of the solutions of the system (GL) for which $f > 0$ on $[-a, a]$, according to the values of the parameters a , κ and h_0 . This work is based on numerical simulations obtained with AUTO, a software developed by Doedel et al. (see [20], [21], [22]) which computes bifurcation diagrams for systems of ODE's.

In order to properly describe our results, it is necessary that we first give a brief summary of previous studies of the (GL) system. This is done in the next section. Then, in Sections 3 and 4 we give the details of our numerical investigation for symmetric solutions (Section 3) and asymmetric solutions (Section 4), together with their physical implications and suggestions for future research. Our results are all summarized in Figure 9. Section 5 is devoted to the stability analysis.

2 Mathematical background

Let us first recall the basic properties of solutions.

Proposition 2.1 *If (f, q) is a solution of (GL) and if f is not identically zero then*

- (i) $|f| \leq 1$ in $(-a, a)$,
- (ii) q has a unique zero a_0 in $(-a, a)$, q is increasing on $(-a, a_0)$, q' is decreasing on $(-a, a_0)$ and increasing on (a_0, a) .
- (iii) There exist x_1 and x_2 with $-a \leq x_1 \leq a_0 \leq x_2 \leq a$ and $x_0 \in [x_1, x_2]$ such that f' is increasing on $[-a, x_1] \cup [x_2, a]$ and decreasing on $[x_1, x_2]$, f is increasing on $[-a, x_0]$ and decreasing on $[x_0, a]$.

The proof of (i) and (ii) can be found for instance in [10] and of (iii) in [1].

There are two types of physically important solutions of (GL) : symmetric solutions and asymmetric solutions. We define a *symmetric solution* to be a solution of (GL) such that $f > 0$, f is even and q is odd on $[-a, a]$. Thus, a symmetric solution satisfies the following problem:

$$\begin{cases} \frac{1}{\kappa^2} f'' = f(f^2 + q^2 - 1) & \text{in } (0, a), \\ f(0) = \beta, \quad f'(0) = 0, \\ q'' = qf^2 & \text{in } (0, a), \\ q(0) = 0, \quad q'(0) = \alpha, \end{cases} \quad (GL_{sym})$$

for $\beta \in (0, 1)$ and $\alpha \geq 0$. We need to choose α and β such that $f'(a) = 0$. Then (f, q) will be a solution of (GL) with $h_0 = q'(a)$. Notice that β is the amplitude of f for a symmetric solution.

We define an *asymmetric solution* to be a solution of (GL) which satisfies $f > 0$ on $[-a, a]$, yet which is not symmetric. That is $f'(0) \neq 0$ or $q(0) \neq 0$.

For the existence of symmetric solutions, Kwong [30] has proved the following important result.

Theorem 2.2 (Kwong [30]) *For each β in $(0, 1)$, there exists a unique $\alpha > 0$ such that the solution (f, q) of (GL_{sym}) satisfies $f'(a) = 0$. Moreover, α is a continuous, decreasing function of β ,*

$$\lim_{\beta \rightarrow 0} \alpha(\beta) > 0 \quad \text{and} \quad \lim_{\beta \rightarrow 1} \alpha(\beta) = 0. \quad (2.2)$$

For this choice of $\alpha(\beta)$, and the corresponding solution (f, q) of (GL_{sym}) , let $h(\beta) = q'(a)$. Then h is well-defined, continuous and

$$\lim_{\beta \rightarrow 0} h(\beta) = h_s > 0 \quad \text{and} \quad \lim_{\beta \rightarrow 1} h(\beta) = 0. \quad (2.3)$$

In the following the notation h_s of (2.3) plays an important role in the discussion of our results.

There are three possible behaviours of the curve $h(\beta)$ defined in Kwong's Theorem, and these are shown in Figures 1, 2 and 3. Notice that instead of graphing $h(\beta)$ vs β , we have put β on the vertical axis and h on the horizontal axis, so that we keep the convention originally adopted by Ginzburg [25, Figures 3 and 5].

- Figure 1: for $\beta \in (0, 1)$, $h(\beta)$ is a decreasing function of β : if $0 < h_0 < h_s$, there is exactly one symmetric solution of (GL) , and if $h_0 \geq h_s$, no such solution.
- Figure 2: for $\beta \in (0, 1)$, $h(\beta)$ is increasing until h reaches a maximum value \bar{h} (here $\bar{h} \simeq 1.1$), and then decreasing to 0 as β goes to 1. Thus, for $h_0 \leq h_s$, (GL) has a unique symmetric solution, for $h_s < h_0 < \bar{h}$, two symmetric solutions, and for $h_0 > \bar{h}$ no such solution.
- Figure 3: for $\beta \in (0, 1)$, $h(\beta)$ is decreasing until h reaches a local minimum value \underline{h} (here $\underline{h} \simeq 0.83$), increasing until h reaches a local maximum value \bar{h} (here $\bar{h} \simeq 0.95$), and then decreasing to 0 as β goes to 1. There $\underline{h} < h_s < \bar{h}$. Thus, for $h_0 < \underline{h}$, (GL) has a unique symmetric solution, for $\underline{h} < h_0 < h_s$, three symmetric solutions, for $h_s \leq h_0 < \bar{h}$, two symmetric solutions, and for $h_0 > \bar{h}$ no symmetric solution.

If $\bar{h} < h_s$, then for $h_0 < \underline{h}$, (GL) has a unique symmetric solution, for $\underline{h} < h_0 < \bar{h}$, three symmetric solutions, for $\bar{h} < h_0 < h_s$, a unique symmetric solution, and for $h_0 \geq h_s$ no symmetric solution.

Note that in Figure 2 and 3, there are points on the curve where the resultant slope is vertical, when $h = \underline{h}$ or \bar{h} . We shall refer to such points as *folds* throughout the paper.

These figures indicate (and it has been verified experimentally) that if the applied field h_0 is sufficiently strong, superconductivity is destroyed. This has been proved by Kwong [30].

Proposition 2.3 (Kwong [30]) *For any a and κ , there exists h_c such that for $h_0 > h_c$, the only solution of (GL) is the normal solution $f \equiv 0$, $q' \equiv h_0$.*

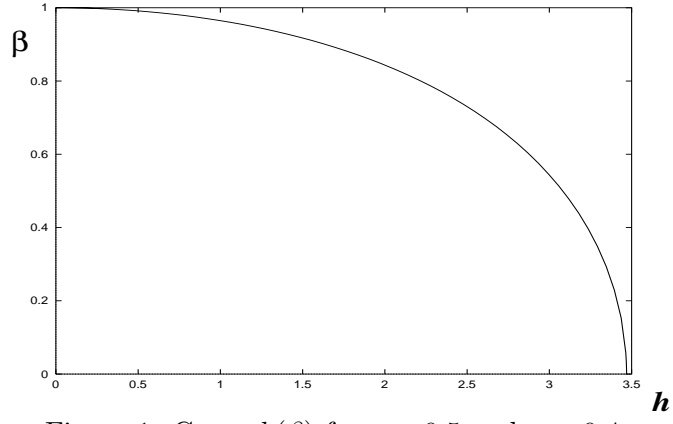


Figure 1: Curve $h(\beta)$ for $a = 0.5$ and $\kappa = 0.4$

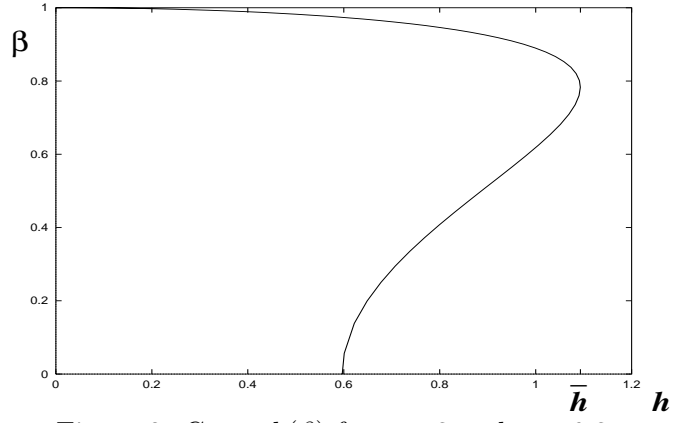


Figure 2: Curve $h(\beta)$ for $a = 3$ and $\kappa = 0.3$

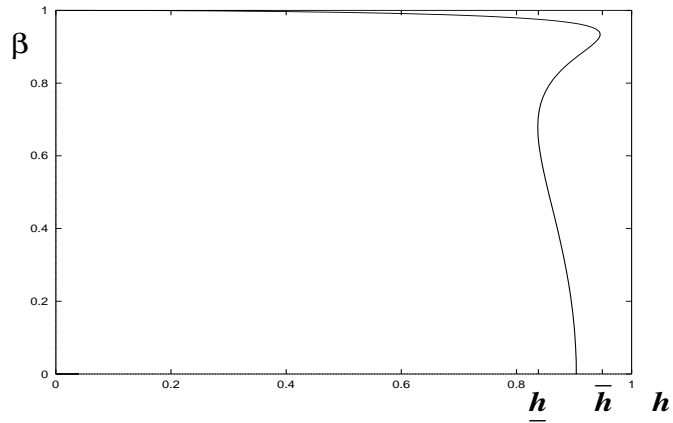


Figure 3: Curve $h(\beta)$ for $a = 3$ and $\kappa = 0.9$

A weaker result had been obtained earlier in [38] and [39].

As each of the Figures indicates, as one decreases h_0 from infinity, the material remains in the normal state until a critical value of h_0 is reached at which there is a bifurcation of nontrivial solutions from the normal state. So for small $\varepsilon > 0$, a nontrivial curve $(f(\cdot, \varepsilon), q(\cdot, \varepsilon), h(\varepsilon))$ of solutions of (GL) starting from a normal solution $(0, h_0(x + e), h_0)$ is sought, with the following asymptotic development:

$$\begin{aligned} f(x, \varepsilon) &= \varepsilon f_0(x) + \varepsilon^3 f_1(x) + o(\varepsilon^3) \quad \text{in } H^2(-a, a), \\ q(x, \varepsilon) &= q_0(x) + \varepsilon^2 q_1(x) + o(\varepsilon^2) \quad \text{in } H^2(-a, a), \\ h(\varepsilon) &= h_0 + \varepsilon^2 h_1 + \varepsilon^4 h_2 + o(\varepsilon^4), \end{aligned} \quad (2.4)$$

where $q_0(x) = h_0(x + e)$. It is important to note that when $e = 0$, the branch gives rise to symmetric solutions and when $e \neq 0$ to asymmetric solutions.

Furthermore, it can be proved (see [14] or [9] for more details) that for small $\varepsilon > 0$, the energy of the bifurcated superconducting solution, $E_\kappa(f(\cdot, \varepsilon), q(\cdot, \varepsilon))$, has the same sign as h_1 . This leads us to the following definition.

Definition 2.4 *A curve of the form (2.4) is said to result from a supercritical bifurcation if $h_1 < 0$. Then, for small $\varepsilon > 0$, the bifurcated solutions have lower energy than the normal state.*

A bifurcation is said to be subcritical if $h_1 > 0$. Here the bifurcated solutions have larger energy than the normal state.

This means that for Figures 1 and 3, the bifurcation is supercritical and for Figure 2 subcritical.

We now summarize the main results previously obtained concerning these figures describing symmetric solutions. We note that Ginzburg [25] had investigated the case κ small and found that $h(\beta)$ behaves as in Figure 1 for small a and, as a is increased through a critical value, the graph of $h(\beta)$ changes from Figure 1 to 2. He explained the type of behaviour described by Figure 2 in terms of superheating and supercooling. More precisely, when h_0 is large, superconductivity does not occur and the material is in the normal state. As h_0 is decreased, the material stays in the normal state down to h_s , even though there is a range of h_0 where the normal solution is only a local minimizer and the global minimizer is a superconducting solution (see [25, Figure 2]). If h_0 is decreased further, there is a jump in the maximum of f and the material becomes superconducting, the solution being given by the symmetric branch. In this case, h_s is called the supercooling field. Now, on the contrary, start from $h_0 = 0$ where the superconducting state $(1, 0)$ is the

global minimizer and increase h_0 . The material will remain superconducting until \bar{h} is reached, though for fields slightly less than \bar{h} , it is only a local minimizer and the global minimizer is the normal solution. For h_0 above \bar{h} , there is a jump in the maximum of f and the material reverts to the normal state. This is the superheating phenomenon. These two phenomena give rise to a hysteresis loop as described in [25] or later in [23]. We will make further remarks about these stability properties in Section 5.

Ginzburg and Landau [26] had also noticed that if a large is fixed, then there occurs a symmetric supercritical bifurcation of superconducting solutions from the normal state as κ is increased through a critical value, but had no special explanation for this, since at that time only superconductors with small κ were known. However, as we shall see in the next Section, as κ is increased through this critical value, our studies indicate that the behaviour seen in Figure 2 changes into that seen in Figure 3.

Chapman [14] has studied the case $a = \infty$, and showed that there is a change of bifurcation from subcritical to supercritical that takes place for $\kappa = 1/\sqrt{2}$, which is the critical value between type I and II superconductors. Moreover, in [15], a linear stability analysis through the time dependent equations yield that the value $\kappa = 1/\sqrt{2}$ is also the one for which stability of the normal solution switches. In [16], he has investigated the behaviour of the superheating field \bar{h} in the limit $a = \infty$.

Following these works which are mainly based on formal computations, Bolley and Helffer have extensively studied the phenomenon of bifurcation of solutions from the normal solution in [7], [8], [9], [10], [11], [12], [13]. In particular, they have given rigorous proofs of properties of bifurcating branches and asymptotic formula for the superheating and supercooling fields. Although their results are mainly local, they have made a first attempt in [13] to give a global stability picture of the solutions. We will mention the details of their contributions relevant to the values of the parameters in the course of the discussion, and indicate how their results contribute to the broader global picture.

Recently, Hastings, Kwong and Troy [27] have further investigated the multiplicity of symmetric solutions. They have proved that if $\kappa \leq 1/\sqrt{2}$, and a is sufficiently large, then the behaviour of $h(\beta)$ is described by Figure 2, and if $\kappa > 1/\sqrt{2}$ and a sufficiently large, by Figure 3.

Seydel [34] [35] was the first to give numerical evidence that there is a range of parameters for which asymmetric solutions and multiple symmetric solutions coexist.

One of the major goals of this paper is to extend the results described above and completely determine the multiplicity and stability of symmetric and asymmetric solutions for the entire range of values of κ and a . In the next two sections, we present the detail of our numerical investigations for symmetric solutions (Section 3) and asymmetric solutions (Section 4), together with their physical implications and suggestions for future research. In particular in Section 4, we explain how asymmetric solutions of (GL) give rise to nucleation of sheaths and vortices. The last Section is devoted to stability properties.

3 Symmetric solutions

As we stated in the last section, one of the main goals of this paper is to gain a complete understanding of the important properties of symmetric solutions in terms of the parameters κ and a . As we shall see, these global properties give us new insight into an important problem, that of demarcating the (a, κ) plane into regions corresponding to type I and type II behaviours. The results of our numerical investigations concerning the existence and multiplicity of symmetric solutions are shown graphically in Figure 4. They indicate that the (a, κ) plane is the union of three connected sets S_1 , S_2 and S_3 . In S_1 , the behaviour of $h(\beta)$ of Figure 1 holds. Likewise, S_2 and S_3 reflect the behaviour of $h(\beta)$ of Figures 2 and 3 respectively. In the following, we explain the results shown in Figure 4 and make several conjectures.

Conjecture 3.1 *There exist three continuous functions $\kappa_1(a)$, $\kappa_2(a)$ and $\kappa_3(a)$ which separate the (a, κ) plane into three connected regions S_1 , S_2 and S_3 , as shown in Figure 4. There exists exactly one point a_* called the triple point (with approximate value 1.60) such that $\kappa_1(a_*) = \kappa_2(a_*) = \kappa_3(a_*) = \kappa_* \simeq 0.93$. Moreover, $\kappa_1(a)$ is defined and monotone increasing on $[\sqrt{5}/2, a_*]$, $\kappa_3(a)$ is defined and monotone increasing on $[a_*, \infty)$ and $\kappa_2(a)$ is defined and monotone decreasing on $[a_*, \infty)$,*

$$\lim_{a \rightarrow \sqrt{5}/2} \kappa_1(a) = 0, \quad \lim_{a \rightarrow \infty} \kappa_2(a) = 1/\sqrt{2}, \quad \lim_{a \rightarrow \infty} \kappa_3(a) = +\infty. \quad (3.1)$$

- region $S_1 = \{0 < a \leq \sqrt{5}/2, \kappa > 0\} \cup \{\sqrt{5}/2 < a \leq a_*, \kappa \geq \kappa_1(a)\} \cup \{a > a_*, \kappa \geq \kappa_3(a)\}$. If (a, κ) is in S_1 , the behaviour of the corresponding curve $h(\beta)$ is given by Figure 1 and there is at most one symmetric solution of (GL).
- region $S_2 = \{\sqrt{5}/2 < a < a_*, 0 < \kappa < \kappa_1(a)\} \cup \{a > a_*, 0 < \kappa \leq \kappa_2(a)\}$. If (a, κ) is in S_2 , the behaviour of the corresponding curve $h(\beta)$

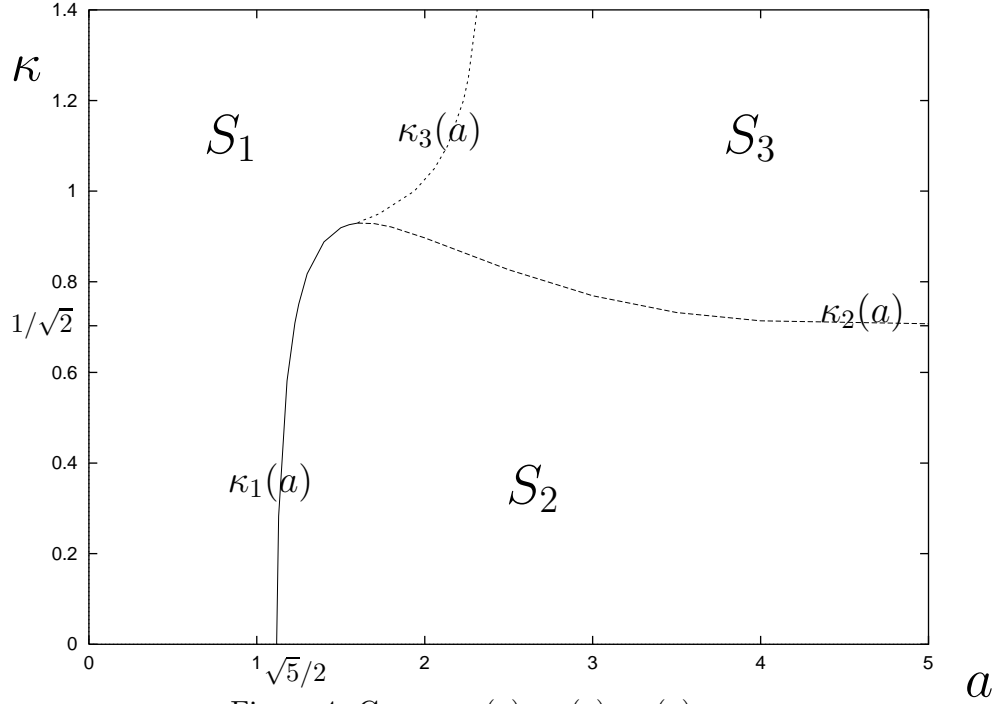


Figure 4: Curves $\kappa_1(a)$, $\kappa_2(a)$, $\kappa_3(a)$.

is given by Figure 2 and there are at most two symmetric solutions of (GL).

Let us call $\bar{\beta}$ the point where $h(\bar{\beta}) = \bar{h}$. Then as (a, κ) tends to a point $(\tilde{a}, \kappa_1(\tilde{a}))$ on the curve $\kappa_1(a)$, $(\bar{\beta}, \bar{h})$ tends to $(0, h_s)$.

- region $S_3 = \{a > a_*, \kappa_2(a) < \kappa < \kappa_3(a)\}$. If (a, κ) is in S_3 , the behaviour of the corresponding curve $h(\beta)$ is given by Figure 3 and there are at most three symmetric solutions of (GL).

Let us call $\underline{\beta}$ the point where $h(\underline{\beta}) = \underline{h}$. Then as (a, κ) tends to a point $(\tilde{a}, \kappa_2(\tilde{a}))$ on the curve $\kappa_2(a)$, $(\underline{\beta}, \underline{h})$ tends to $(0, h_s)$. As (a, κ) tends to a point $(\tilde{a}, \kappa_3(\tilde{a}))$ on the curve $\kappa_3(a)$, $(\underline{\beta}, \underline{h})$ and $(\bar{\beta}, \bar{h})$ have the same limit $(\tilde{\beta}, h(\tilde{\beta}))$ with $\tilde{\beta} \in (0, 1)$. Moreover, $\tilde{\beta} = 0$ if and only if $\tilde{a} = a_*$.

Note that in S_2 , h_s is sometimes called the supercooling field and in S_2 and S_3 , \bar{h} refers to the superheating field. We will come back to this in Section 5, since this is linked to local stability.

Our physical interpretation of the 3 regions is the following:

* S_1 corresponds to what is usually called thin films: when the size of the slab is sufficiently small, there is no difference between type I and type II superconductors. The Meissner effect is observed, that is the magnetic field is expelled from the material and there is no superheating nor supercooling phenomenon. We refer to [33] for more details. In particular, our curves $\kappa_1(a)$ and $\kappa_3(a)$ give a quantitative estimate of how small a should be depending on κ so that only one dimensional phenomena happen.

* We claim that the curve $\kappa_2(a)$ for $a \geq a_*$ can be considered as the separating curve between type I and type II behaviours. Indeed, it is known (see Tinkham [37] for instance for details) that when h_0 is decreased from infinity, type I materials become superconducting through a first order phase transition and type II materials through a second order phase transition. More precisely, type I materials supercool, that is remain normal until $h_0 = h_s$, where nucleation occurs, followed by a discontinuous and irreversible jump in the maximum of f . This is due to the fact that the transition between the normal phase and the superconducting phase is accompanied by positive energy (the superconducting solution has a positive energy, that is bigger than the energy of the normal solution), which corresponds to a bifurcation curve of locally unstable solutions (subcritical bifurcation). On the contrary, for type II materials, f varies continuously at the transition because the superconducting solution has a negative energy, that is lower than the energy of the normal solution, so that the bifurcated curve of superconducting solutions is locally stable. Therefore, we can take as a definition of type I (resp. type II) behaviours the fact that the bifurcation from the normal solution is subcritical (resp. supercritical). Hence, the curve $\kappa_2(a)$ separates the two regimes for finite $a \geq a_*$ and we have $\lim_{a \rightarrow \infty} \kappa_2(a) = 1/\sqrt{2}$: region S_2 corresponds to type I behaviours, where the bifurcation is subcritical, and region S_3 to type II, where the bifurcation is supercritical. In the limiting case $a = \infty$, the formal computations of Chapman [14] indicate that the bifurcation curve of symmetric solutions changes from subcritical to supercritical as κ passes through $1/\sqrt{2}$ from below.

Below, we give further discussions and interpretations of the regions and the curves depicted in Figure 4.

3.1 $\kappa_1(a)$

For $\kappa = 0$, Ginzburg [25] obtained the critical value $a_0 = \sqrt{5}/2$: if $a < a_0$, $h(\beta)$ is decreasing (Figure 1) so that no supercooling nor superheating is

possible. For $a > a_0$, $h(\beta)$ has the behaviour described by Figure 2 and displays both supercooling and superheating phenomena.

Our study indicates that as (a, κ) passes through $\kappa_1(a)$, the bifurcation at h_s changes from supercritical in S_1 to subcritical in S_2 . Along the curve $\kappa_1(a)$, the function $h(\beta)$ is decreasing and we believe that $h''(0) = 0$, or equivalently, the term $h_1 = 0$ in the development of h in (2.4). This means that as (a, κ) enters S_2 , the fold in the $h(\beta)$ curve is going to appear near $\beta = 0$. The fact that $h''(0) = 0$ on the curve $\kappa_1(a)$ is directly linked to Ginzburg's observation that at the transition, the specific heat (which can be related to the inverse of a derivative of the energy) discontinuity is infinite. Further insight into the nature of this bifurcation could be obtained if one were to analyze a formula indicating the direction of bifurcation. Such a computation is directly linked to the evaluation of the term h_1 in (2.4). We refer to Millman-Keller [31] for a formula for h_1 .

3.2 $\kappa_2(a)$

This is the limiting curve separating type I and type II behaviours as we have explained earlier. Our study indicates that as (a, κ) passes from S_2 to S_3 across $\kappa_2(a)$, there is a change from subcritical bifurcation in S_2 to supercritical in S_3 . Moreover, along the curve $\kappa_2(a)$, for $a > a_*$ the function $h(\beta)$ has the graph indicated in Figure 2. Additionally $h''(0) = 0$, since $h'(\beta)$ changes sign near $\beta = 0$. This is similar to what is happening on $\kappa_1(a)$. Again by computing h_1 exactly as described above for $\kappa_1(a)$, one can obtain further mathematical results about the nature of the bifurcation and the location of $\kappa_2(a)$.

The following additional information has been obtained in [13] about the asymptotic behaviour of the curve when a is large:

Theorem 3.2 (*Bolley-Helffer [13]*) *There exists a constant $\kappa_0(a) > 1/\sqrt{2}$ such that for $\kappa \geq \kappa_0(a)$ and for h_0 the eigenvalue of a spectral problem, then the bifurcated solution (2.4) bifurcating from the normal solution $(0, h_0x, h_0)$ satisfies $h(\varepsilon) < h_0$. Moreover, there exists a constant C such that $\kappa_0(a)$ can be chosen such that*

$$\frac{1}{\sqrt{2}} < \kappa_0(a) = \frac{1}{\sqrt{2}} + O(\exp(-Ca^2)) \quad \text{when } a \rightarrow \infty.$$

3.3 $\kappa_3(a)$

Our study indicates that as (a, κ) passes across $\kappa_3(a)$, the two folds at $(\overline{\beta}, \overline{h})$ and $(\underline{\beta}, \underline{h})$ which exist for a solution in S_3 tend to the same limit $(\overline{\beta}, \underline{h})$.

As a result, the function $h(\beta)$ is decreasing along $\kappa_3(a)$, but there is an interior point $\tilde{\beta}$ with infinite slope, that is $h''(\tilde{\beta}) = 0$: this is where the curve gains its S shape as (a, κ) enters S_3 (see Figure 5). At the left end of

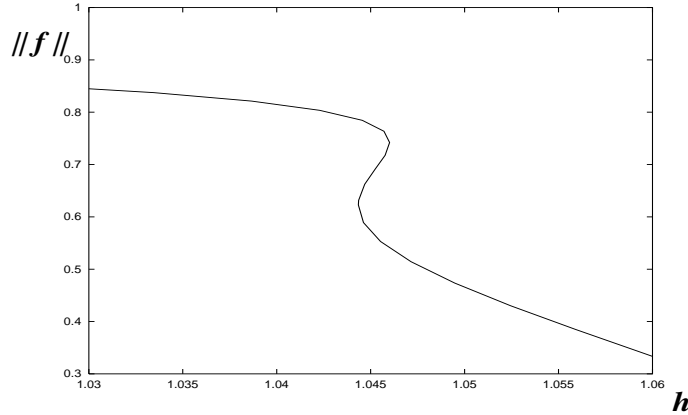


Figure 5: Part of the curve $h(\beta)$ for $a = 2$ and $\kappa = 1$.

$\kappa_3(a)$, that is at the triple point (a_*, κ_*) , we have $\tilde{\beta} = 0$. It is an interesting open mathematical problem to define the curve $\kappa_3(a)$ by means of a spectral problem in terms of $h''(\beta) = 0$ for some $\beta \in [0, 1)$.

3.4 The triple point

As described earlier, our numerical experiments indicate the existence of a unique point $a_* \simeq 1.60$ for which $\kappa_1(a_*) = \kappa_2(a_*) = \kappa_3(a_*) = \kappa_*$. Thus, in Figure 4 we see that this ‘triple point’ (a_*, κ_*) provides the common intersection of the three curves. To our knowledge, the existence of this important point has not previously been reported in the literature. At the point itself, we observe that $h_s = h_* \simeq 1.2$, $h(\beta)$ decreases on $(0, 1)$ and we believe that $h''(0) = h^{(iv)}(0) = 0$, that is $h_1 = h_2 = 0$ in (2.4). However, if we let (a, κ) vary from the triple point along rays leading into the interior of S_1 , S_2 and S_3 , we expect to see entirely different behaviours. Along a ray leading into S_1 from the triple point, the bifurcation diagram for symmetric solutions is the same as that shown in Figure 1. Similarly, along rays leading into S_2 and S_3 , the bifurcation diagrams for symmetric solutions are the same as those shown in Figure 2 and 3, respectively.

Clearly, a careful bifurcation analysis needs to be done to expose the behaviour of solutions in a neighbourhood of the point $a = a_*$, $\kappa = \kappa_*$, $h = h_*$.

3.5 Region S_1

Recall that the behaviour of $h(\beta)$ is described by Figure 1.

3.5.1 κ small

This regime was originally studied by Ginzburg [25] in the case $\kappa = 0$. He uses an approximate model in which f is held constant, i.e. $f \equiv \beta$. With this approximation, he observes that for $a < \sqrt{5}/2$, the curve $h(\beta)$ is decreasing, as described in Figure 1. He computes $h_s = \sqrt{3}/a$ and claims that the approximate model remains valid in describing the properties of the solutions for small κ .

For the approximate model studied by Ginzburg, his computations have been made rigorous by Bolley-Helffer [9]-[10].

For the full system (GL) , there is only the following local result concerning the bifurcation of symmetric solutions from the normal solution.

Theorem 3.3 (*Bolley-Helffer [13]*) *For any $\eta > 0$, there exists C_0 such that for $\kappa a \leq C_0$, $\sqrt{5}/2 - a > \eta$ and h_0 the eigenvalue of a spectral problem, then the bifurcated solution (2.4) starting from the normal solution $(0, h_0 x, h_0)$ satisfies $h(\varepsilon) < h_0$. In particular, the bifurcation is supercritical.*

Rigorous treatment of the global problem remains open.

3.5.2 κ large

Recently, this regime has received an increasing amount of attention since high temperature superconductors typically have large κ . For mathematical results, see Berestycki, Bonnet, Chapman [4] or Aftalion [1].

Conjecture 3.4 *Let a be fixed. When κ tends to ∞ , the limiting behaviour of the curve $h(\beta)$ is the union of a horizontal line at $\beta = 1$ from $h = 0$ to $h_0^*(a)$, and a curve joining $(h_0^*(a), 1)$ to $(\kappa, 0)$, where $h_0^*(a)$ is given by*

$$a = \int_0^1 du \left(h_0^{*2} - \frac{1}{2}(1 - u^2)^2 \right)^{-\frac{1}{2}}.$$

As explained in [1], the limiting problem when κ tends to ∞ is

$$\begin{cases} f^2 = (1 - q^2) \mathbf{1}_{|q| \leq 1} & \text{in } (0, a), \\ q'' = q(1 - q^2) \mathbf{1}_{|q| \leq 1} & \text{in } (0, a), \\ q'(\pm a) = h_0. \end{cases} \quad (GL_\infty)$$

It is proved in [1] that there is a unique solution (f_∞, q_∞) of (GL_∞) for $h_0 \leq h_0^*$ and $|q_\infty| \leq 1$ so that $|f_\infty| > 0$. This solution is symmetric, i.e. $q(0) = 0$ and $f(0) = 1$. The critical field h_0^* is determined by the extra condition $q(a) = 1$. Moreover, any minimizer of E_κ converges to (f_∞, q_∞) as κ tends to ∞ . Thus, it is natural to expect that the minimizer for finite κ is symmetric and gives the horizontal line of the $h(\beta)$ diagram.

Note that $\lim_{a \rightarrow \infty} h_0^*(a) = 1/\sqrt{2}$, which will be the same limit later in S_3 for $a = \infty$, κ large.

Further study is needed to resolve the behaviour of solutions in this regime.

3.6 Region S_2

Recall that the behaviour of $h(\beta)$ is described by Figure 2.

3.6.1 κ small

This regime was also studied by Ginzburg [25] with the approximate model where f is constant. He observes that for $a > \sqrt{5}/2$, the curve $h(\beta)$ has the same behaviour as the one described by Figure 2. Again, only the computations for the approximate model have been made rigorous by Bolley-Helffer [11]. In particular, they prove that, for small κ , the curve $h(\beta)$ has a local maximum \bar{h} , for which they give asymptotic formula consistent with physicists' results.

The only result to date for the full system (GL) concerns the bifurcation of symmetric solutions from the normal solution:

Theorem 3.5 (Bolley-Helffer [13]) *For any $\eta > 0$, there exists C_0 such that for $\kappa a \leq C_0$, $a - \sqrt{5}/2 > \eta$ and h_0 the eigenvalue of a spectral problem, then the bifurcated solution (2.4) starting from the normal solution $(0, h_0 x, h_0)$ satisfies $h(\varepsilon) > h_0$. In particular, the bifurcation is subcritical.*

3.6.2 a large

Here the first rigorous multiplicity result is the following:

Theorem 3.6 (Hastings, Kwong & Troy, [27]) *Let $\kappa \leq 1/\sqrt{2}$ be fixed. Then for a large enough, there is a β_1 in $(1 - 1/(\kappa a), 1)$ such that $h(\beta_1) > h_s$. In particular, this means that $S_2 \neq \emptyset$ and that there are values of h_0 such that (GL) has two symmetric solutions.*

From [27], we also have the following limit, which was originally predicted by Ginzburg-Landau [26]:

Proposition 3.7 (*Hastings, Kwong & Troy, [27]*) $\lim_{a \rightarrow \infty} h_s = \kappa$.

The only bifurcation result available at the moment is the following:

Theorem 3.8 (*Bolley-Helffer [13]*) *For any $\eta > 0$, there exists C_0 such that for $\kappa a \geq C_0$, $1/\sqrt{2} - \kappa > \eta$ and h_0 the eigenvalue of a spectral problem, then the bifurcated solution (2.4) starting from the normal solution $(0, h_0 x, h_0)$ satisfies $h(\varepsilon) > h_0$. In particular, the bifurcation is subcritical.*

For the limiting behaviour of the curve $h(\beta)$ when a is large, our experiments lead us to the following.

Conjecture 3.9 *Let $\kappa \leq 1/\sqrt{2}$ be fixed. When a tends to ∞ , the limiting behaviour of the curve $h(\beta)$ is the union of a horizontal line at $\beta = 1$ from $h = 0$ to $\bar{h}_\infty > 1/\sqrt{2}$, and a curve joining $(h = 1/\sqrt{2}, \beta = 1)$ to $(h = \kappa, \beta = 0)$.*

The schematic limiting shape of the diagram can be found in Figure 13 or 14 at the end of Section 4. The curve ‘Sym’ corresponds to symmetric solutions. It means that the fold is getting close to the line $\beta = 1$ and the knee is getting very thin, as illustrated by Figure 12 in Section 4, where the extra curve corresponding to asymmetric solutions has been added. To help resolve this conjecture, one should investigate two relevant boundary value problems which we now describe: the first one is for the curve from $(1/\sqrt{2}, 1)$ to $(\kappa, 0)$ in Figure 14. It is derived by letting a tend to ∞ in (GL_{sym}) :

$$\begin{cases} \frac{1}{\kappa^2} f'' = f(f^2 + q^2 - 1) & \text{in } (0, \infty), \\ f(0) = \beta, \quad f'(0) = 0, \\ q'' = qf^2 & \text{in } (0, \infty), \\ q(0) = 0, \quad q'(0) = \alpha, \end{cases} \quad (3.2)$$

Conjecture 3.10 *Let $\kappa < 1/\sqrt{2}$ be fixed. For each β in $(0, 1)$, there exists a unique α such that the solution of (3.2) satisfies $\lim_{x \rightarrow \infty} f(x) = 0$. We define $h(\beta) = \lim_{x \rightarrow \infty} q'(x)$. Then $h(\beta)$ is a continuous increasing function of β ,*

$$\lim_{\beta \rightarrow 0} h(\beta) = \kappa \quad \text{and} \quad \lim_{\beta \rightarrow 1} h(\beta) = \frac{1}{\sqrt{2}}. \quad (3.3)$$

Theorem 3.11 *Let $\kappa = 1/\sqrt{2}$. For each β in $(0, 1)$, there exists an α such that the solution of (3.2) satisfies $\lim_{x \rightarrow \infty} f(x) = 0$. Moreover,*

$$\lim_{x \rightarrow \infty} q'(x) = 1/\sqrt{2} \quad \forall \beta \in (0, 1).$$

This is proved by Chapman in [14] using the special decoupling of (GL) for $\kappa = 1/\sqrt{2}$ mentioned in [17]:

$$\begin{cases} S = f' + fq/\sqrt{2}, \\ F = q' + (f^2 - 1)/\sqrt{2}. \end{cases} \quad (3.4)$$

Chapman observes in [14] that a symmetric solution of (GL) leads to $(S(0), F(0)) = (0, 0)$. It follows from uniqueness of solutions of a first order system that $(S, F) \equiv (0, 0)$ and therefore the full (GL) system reduces to

$$\begin{cases} f' = -fq/\sqrt{2}, \\ q' = (1 - f^2)/\sqrt{2}. \end{cases} \quad (3.5)$$

The second BVP relevant to Conjecture 3.9 corresponds to the horizontal line $\beta = 1$ in the bifurcation diagram of Figure 14. It comes from a boundary layer analysis: the extremal part of the slab is sent to 0 and the symmetry plane to ∞ , so that we have

$$\begin{cases} \frac{1}{\kappa^2} f'' = f(f^2 + q^2 - 1) & \text{in } (0, \infty), \\ f'(0) = 0, \quad \lim_{x \rightarrow \infty} f(x) = 1, \\ q'' = qf^2 & \text{in } (0, \infty), \\ q'(0) = h, \quad \lim_{x \rightarrow \infty} q(x) = 0. \end{cases} \quad (3.6)$$

This problem and the boundary layer analysis were originally derived by Ginzburg [25], and [25, Figure 5] leads to the following conjecture:

Conjecture 3.12 *Let $\kappa > 0$ be fixed. There exists $\bar{h}_\infty > 1/\sqrt{2}$ such that (3.6) has a unique solution for $h \leq 1/\sqrt{2}$ and two solutions for $1/\sqrt{2} < h < \bar{h}_\infty$.*

This explains why the curve going down from $\beta = 1$ to $\beta = 0$ in Figure 14 starts at $h = 1/\sqrt{2}$. For this conjecture, partial results have been provided by Bolley-Helffer:

Theorem 3.13 *(Bolley-Helffer [12]) For any $\kappa > 0$, there exists $\bar{h}_\infty(\kappa)$ such that there is no solution of (3.6) if $h > \bar{h}_\infty(\kappa)$, and at least a solution if $h < \bar{h}_\infty$. Moreover,*

$$\lim_{\kappa \rightarrow 0} \kappa \bar{h}_\infty^2(\kappa) = \frac{\sqrt{2}}{4}. \quad (3.7)$$

This formula was first derived by De Gennes.

3.7 Region S_3

Recall that the behaviour of $h(\beta)$ is described by Figure 3.

3.7.1 a large

Here the only rigorous multiplicity result is the following:

Theorem 3.14 (*Hastings, Kwong & Troy, [27]*) *Let $\kappa > 1/\sqrt{2}$ be fixed. Then for a large enough, there are β_1 and β_2 in $(1 - 1/(\kappa a), 1)$ such that $\beta_2 > \beta_1$, $h(\beta_1) < h_s$ and $h(\beta_2) > h(\beta_1)$. In particular, this means that the set $S_3 \neq \emptyset$ and that there are values of h_0 such that (GL) has at least 3 solutions.*

Conjecture 3.15 *Let $\kappa > 1/\sqrt{2}$ be fixed. When a tends to ∞ , the limiting behaviour of the curve $h(\beta)$ is the union of a horizontal line at $\beta = 1$ from $h = 0$ to $\bar{h}_\infty > 1/\sqrt{2}$, and a curve joining $(h = 1/\sqrt{2}, \beta = 1)$ to $(h = \kappa, \beta = 0)$.*

Notice that the bifurcation curve for a large has the same limiting shape as in S_2 , but this time the curve from $(1/\sqrt{2}, 1)$ to $(\kappa, 0)$ has negative slope. This is illustrated by Figure 15 below with the curve ‘Sym’ corresponding to symmetric solutions. The part of the diagram corresponding to the line $\beta = 1$ is described by the same limiting problem as in S_2 . Thus, the field \bar{h}_∞ is the value derived from Conjecture 3.12.

Conjecture 3.16 *Let $\kappa > 1/\sqrt{2}$ be fixed. For each β in $(0, 1)$, there exists a unique α such that the solution of (3.2) satisfies $\lim_{x \rightarrow \infty} f'(x) = 0$. We define $h(\beta) = \lim_{x \rightarrow \infty} q'(x)$. Then $h(\beta)$ is a continuous decreasing function of β , and*

$$\lim_{\beta \rightarrow 0} h(\beta) = \kappa \quad \text{and} \quad \lim_{\beta \rightarrow 1} h(\beta) = \frac{1}{\sqrt{2}}. \quad (3.8)$$

3.7.2 κ large, $a = \infty$

The asymptotic behaviour of the upper bound for the superheating field $\bar{h}_\infty(\kappa)$ in S_3 has been proved in the following:

Theorem 3.17 (*Bolley-Helffer [12]*) *The field $\bar{h}_\infty(\kappa)$ defined in Theorem 3.13 satisfies*

$$\lim_{\kappa \rightarrow \infty} \bar{h}_\infty(\kappa) = \frac{1}{\sqrt{2}}. \quad (3.9)$$

This proves part of the formal asymptotic development derived by Chapman [16]: $\bar{h}_\infty = 1/\sqrt{2} + 0.33\kappa^{-4/3} + o(\kappa^{-4/3})$ as κ tends to ∞ . Notice that this means that the ‘superheating part’ of the curve is getting small (recall Conjecture 3.16) and is consistent with the fact that we reach the boundary of S_1 . We find the same limit as $\lim_{a \rightarrow \infty} h_0^*(a)$.

3.7.3 κa large

The only result so far concerning the bifurcation of symmetric solutions in this regime is the following

Theorem 3.18 (*Bolley-Helffer [13]*) *For any $\eta > 0$, there exists C_0 such that for $\kappa a \geq C_0$, $\kappa - 1/\sqrt{2} > \eta$ and h_0 the eigenvalue of a spectral problem, then the bifurcated solution (2.4) starting from the normal solution $(0, h_0 x, h_0)$ satisfies $h(\varepsilon) < h_0$. In particular, the bifurcation is supercritical.*

4 Asymmetric solutions

Recall from Section 2 that (f, q) is an asymmetric solution of (GL) if it is not symmetric. Notice that if $(f(x), q(x))$ is a solution, then so is $(f(-x), q(-x))$, but in the following we will count this as one solution instead of two and assume that the maximum of f is reached in $[-a, 0]$. Below, we summarize the results of our numerical investigation of asymmetric solutions shown in Figures 6 and 7: the vertical axis has been labeled $\|f\|$. For the symmetric branch, $\|f\|$ refers to $f(0) = \beta$ as in Figures 1, 2 and 3. For the asymmetric branch, $\|f\| = \|f\|_\infty$, which is attained at some point x_β different from zero. For simplicity, we will sometimes refer to the complete bifurcation diagram as $h(\beta)$. In Figures 6 and 7, the curve $h(\beta)$ for symmetric solutions is the typical curve in S_2 . On these curves, there is a point (β_b, h_b) denoted by a square: it is the branching point of the branch of asymmetric solutions. More precisely, for $\|f\|_\infty$ close to β_b , the asymmetric solution is nearly symmetric. The branch of asymmetric solutions leads from the branch of symmetric solutions to the branch of normal solutions. If the branch of asymmetric solutions crosses the branch of symmetric solutions without any square indicated, it just means that for this special h_0 , (GL) has a symmetric solution and an asymmetric solution having the same maximum value of f . We have observed the following:

Conjecture 4.1 *Let x_β be the point where f reaches its maximum. Then x_β is a decreasing function of β and $\lim_{\beta \rightarrow \beta_b} x_\beta = 0$.*

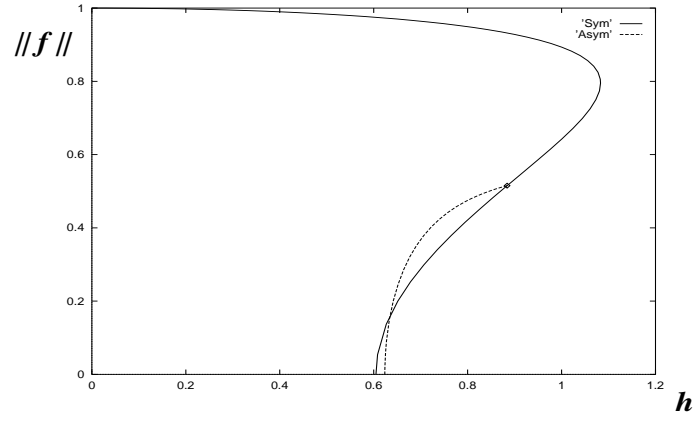


Figure 6: Bifurcation diagrams for $a = 3$ and $\kappa = 0.35$.

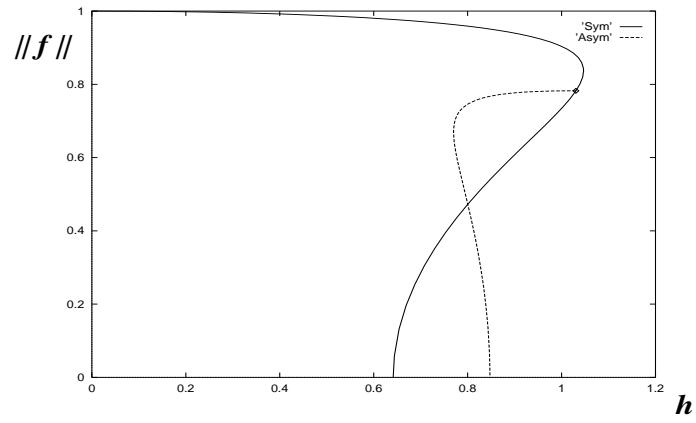


Figure 7: Bifurcation diagrams for $a = 3$ and $\kappa = 0.5$.

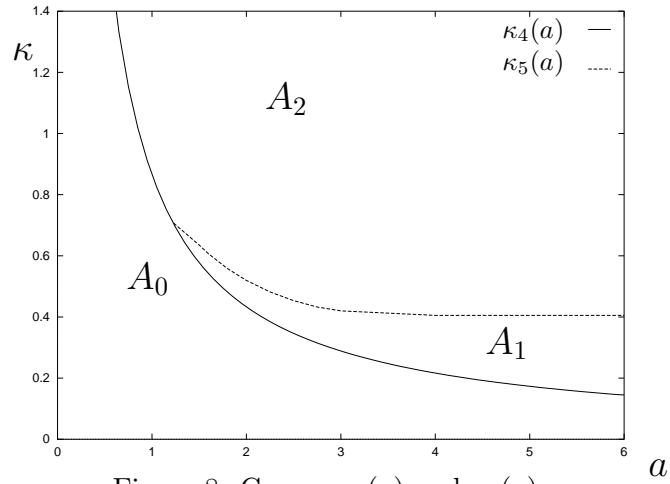


Figure 8: Curves $\kappa_4(a)$ and $\kappa_5(a)$.

We now describe the two possible behaviours of the *asymmetric curve* $h(\beta)$.

- Figure 6: for $\beta \in (0, \beta_b)$, $h(\beta)$ is an increasing function of β and $\lim_{\beta \rightarrow 0} h(\beta) = h_{as}$, $\lim_{\beta \rightarrow \beta_b} h(\beta) = h_b$, with $h_s < h_{as} < h_b \leq \bar{h}$. If $h_0 \in (h_{as}, h_b)$, there is a unique asymmetric solution of (GL) and if $h_0 \leq h_{as}$ or $h_0 \geq h_b$, no such solution.
- Figure 7: for $\beta \in (0, \beta_b)$, $h(\beta)$ is a decreasing function of β until h reaches a minimum value \underline{h}_{as} and then increasing to h_b as β goes to β_b . thus, for $h_0 \in (\underline{h}_{as}, h_b)$, there are two asymmetric solution of (GL), for $h_0 \in (h_b, h_{as})$, a unique asymmetric solution and for $h_0 < \underline{h}_{as}$ or $h_0 \geq h_b$, no such solution.

This implies in particular that for Figure 6 the bifurcation of asymmetric solutions from the normal solution is subcritical and for Figure 7 supercritical.

In Figure 8, we have computed two new curves, $\kappa_4(a)$ and $\kappa_5(a)$ which play an essential role in the study of existence and multiplicity of asymmetric solutions.

Conjecture 4.2 *There exist two continuous functions $\kappa_4(a)$ and $\kappa_5(a)$ separating the (a, κ) plane into three connected regions A_0 , A_1 and A_2 . There exists exactly one point a^* called the quintuple point (with approximate value 1.23) such that $\kappa_4(a^*) = \kappa_5(a^*) = 1/\sqrt{2}$ and $1/\sqrt{2} = \kappa_1(a^*)$. Moreover, $\kappa_4(a) = C/a$ with C approximately equal to 0.90, and $\kappa_5(a)$ is defined and monotone decreasing on $[a^*, \infty)$ with $\lim_{a \rightarrow \infty} \kappa_5(a) = \kappa_{as} \simeq 0.4$.*

- region $A_0 = \{a > 0, 0 < \kappa \leq \kappa_4(a)\}$. There are no asymmetric solutions of (GL). Thus in the $h(\beta)$ plane, we only see curves as shown in Figure 1 and 2.
- region $A_1 = \{a^* < a, \kappa_4(a) < \kappa \leq \kappa_5(a)\}$. If (a, κ) is in A_1 , the bifurcation diagram for asymmetric solutions is given by Figure 6, it has no fold and there is at most one asymmetric solution of (GL).

Moreover, when (a, κ) tends a point $(\tilde{a}, \kappa_4(\tilde{a}))$ on the curve $\kappa_4(a)$, then h_{as} and h_b tend to h_s . When (a, κ) tends to some $(\tilde{a}, \kappa_5(\tilde{a}))$, then h_{as} tends to h_s .

- region $A_2 = \{0 < a \leq a^*, \kappa > \kappa_4(a)\} \cup \{a > a^*, \kappa > \kappa_5(a)\}$. If (a, κ) is in A_2 , the bifurcation diagram for asymmetric solutions is given by Figure 7, it has a unique fold and there are at most two asymmetric solutions of (GL).

Moreover, when (a, κ) tends to a point $(\tilde{a}, \kappa_4(\tilde{a}))$ on $\kappa_4(a)$, then h_{as} and h_b tend to h_s . When (a, κ) tends to a point $(\tilde{a}, \kappa_5(\tilde{a}))$ on $\kappa_5(a)$, then h_{as} tends to h_s and \underline{h}_{as} to h_b .

Of particular physical interest is the following:

Conjecture 4.3 *Let $a > 0$. If $\kappa > \kappa_4(a)$ then $h_{as} > h_s$.*

Thus, as h_0 decreases from infinity, the material is in the normal state until h_0 reaches the value h_{as} where the bifurcation of asymmetric solutions occurs. If $a > a^*$ and $\kappa > \kappa_5(a)$, or if $a \leq a^*$ and $\kappa > \kappa_4(a)$, then the bifurcating asymmetric branch is supercritical and plays an important role in the onset of superconductivity in the material. In the following we explain the implications of Conjecture 4.3. In the physics literature, h_{as} is defined as h_{c_3} and h_s as h_{c_2} . It is well known to physicists that when κ is fixed bigger than 0.4 and a is taken large enough (which corresponds to κ being above $\max(\kappa_4(a), \kappa_5(a))$), when the exterior magnetic field h_0 is decreased from infinity, superconductivity is not nucleated first in the volume of the sample, which would give rise to symmetric solutions, but rather in a sheath near the surface, due to the existence of asymmetric solutions. This is called surface superconductivity. If the slab is very thick, the two surface solutions $f(x)$ and $f(-x)$ do not interact. In this region, superconductivity is first nucleated in surface layers of size $1/\kappa$ near the boundaries, and the middle part of the material is normal. Now, if the slab is of intermediate size, the solutions $f(x)$ and $f(-x)$ interfere to create vortices. Indeed, recall that the original Ginzburg-Landau energy is gauge invariant so that a solution $(f(x), q(x))$ has the same energy as $(e^{i\kappa cy} f(x), q(x) + c)$ for any constant c . Thus, when the sample is not too large, and h decreases below h_{as} , the linear combination of the asymmetric solutions $f(x)$ and $f(-x)$ create two dimensionnal vortices along the mid-plane $x = 0$. This is reflected in the formula:

$$\psi = \cos ky(f(x) + f(-x)) + i \sin ky(f(x) - f(-x)) \quad (4.1)$$

Further discussion of vortex formation and the details of the derivation of formula (4.1) are given in Tinkham [37]. In particular, the distance between two vortices along the $x = 0$ plane is proportionnal to $1/x_\beta$. Indeed, when moving up the asymmetric branch $h(\beta)$, we find that x_β tends to zero as β approaches the branching point on the symmetric branch. This means that the distance between the two vortices tends to infinity. At the limit, the material is perfectly superconducting because f is symmetric.

In fact, as described in [36], h_s and h_{as} can both be measured: h_{as} by nucleation of superconductivity as we have seen and h_s by magnetic transition, which needs bulk superconductivity to take place.

Boeck and Chapman [6] have studied surface superconductivity in detail and they have determined the regimes of (a, κ) where the asymmetric solution gives rise to a surface sheath or to vortex solutions, through formula (4.1).

Now recall that the surface sheath is of size $1/\kappa$ (that is of order of the coherence length ξ), so it is consistent that a condition for surface superconductivity to exist should be $a \geq C/\kappa$. As mentionned by Tinkham [37, p.136], physicists had found that $2C \simeq 1.81$ but did not know how to predict the details of changeover of behaviour on this curve. We believe that our numerical results answer this open question. A curve similar to $\kappa_4(a)$ was also mentionned by Boeck and Chapman [6].

The global results of our numerical investigations are shown graphically in Figure 9 where for each region of interest, we refer to the relevant Figure describing the bifurcation diagram of both symmetric and asymmetric solutions.

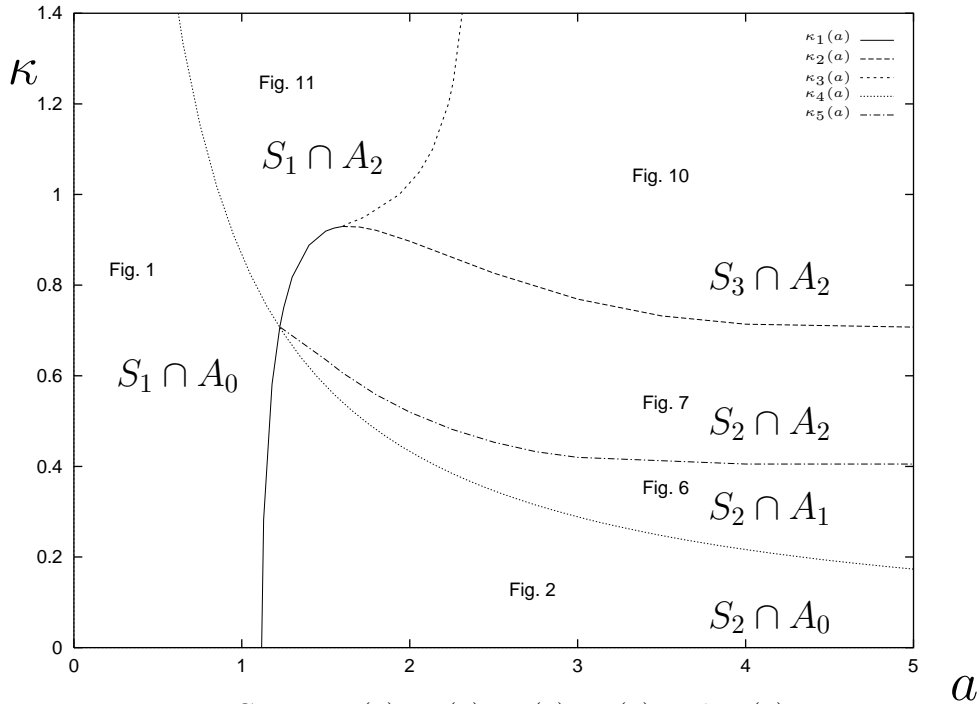


Figure 9: Curves $\kappa_1(a)$, $\kappa_2(a)$, $\kappa_3(a)$, $\kappa_4(a)$ and $\kappa_5(a)$.

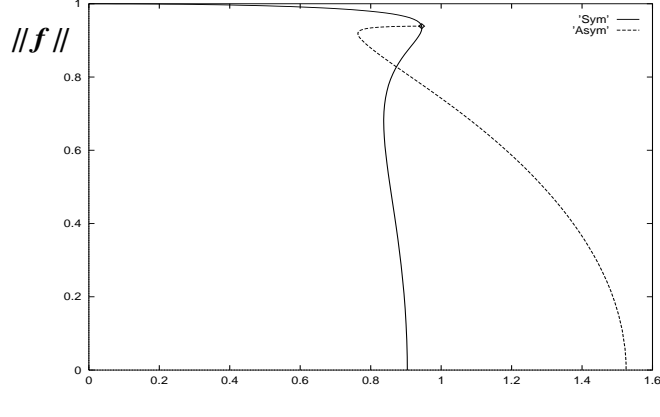


Figure 10: Bifurcation diagrams for $a = 3$ and $\kappa = 0.9$.

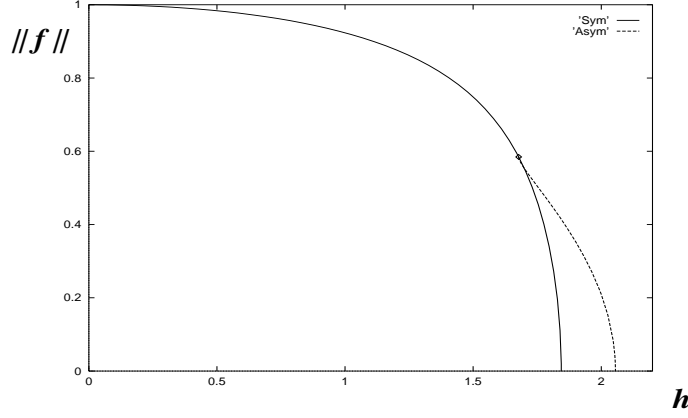


Figure 11: Bifurcation diagrams for $a = 1$ and $\kappa = 1.2$.

Recall that a fold in the symmetric branch corresponds to a superheating phenomenon, a subcritical bifurcation at the highest nucleation field to a supercooling phenomenon and a supercritical bifurcation of asymmetric solution to surface superconductivity. In particular, when surface superconductivity occurs there is no supercooling. Thus, our physical interpretation of our new regions in the light of the discussion given by Tinkham [37] is the following:

* $\kappa \leq \kappa_4(a)$ or $\kappa \geq \kappa_1(a)$ and $a \leq a^*$, that is $S_1 \cap A_0$ (Figure 1): thin films with type I behaviour. There is no supercooling nor superheating.

* $\kappa > \kappa_4(a)$ and $\kappa > \kappa_1(a)$ and $\kappa > \kappa_3(a)$, that is $S_1 \cap A_2$ (Figure 10): thin film with type II behaviour. There is no supercooling nor superheating, but there is surface superconductivity due to the presence of a supercritical branch of asymmetric solutions.

* $\kappa \leq \kappa_5(a)$ and $\kappa \leq \kappa_1(a)$, that is $S_2 \cap A_1$ and $S_2 \cap A_0$ (Figures 2 and 6): type I behaviour. These superconductors supercool, that is the bifurcated branches from the normal solution are subcritical and superconductivity is nucleated in the bulk.

* $\kappa_5(a) < \kappa \leq \kappa_2(a)$ and $a \geq a^*$, that is $S_2 \cap A_2$ (Figure 7): the material has type I characteristics because at h_s the bifurcation of symmetric solutions is subcritical. However, the bifurcation of asymmetric solutions is supercritical, and this results in the formation of surface sheaths of superconductivity. Thus, in this regime, Tinkham [37] has given the name Type I 1/2 to the superconductor.

* $\kappa_2(a) < \kappa \leq \kappa_3(a)$, that is $S_3 \cap A_2$ (Figure 9): type II behaviour, with superheating and surface superconductivity.

Thus, we claim that the curve $\kappa_5(a)$ is the limiting curve separating type I behaviours and type I 1/2.

Note that surface sheath effects can be inhibited if the superconducting surface is coated with a normal metal. In this situation, the boundary condition $f'(\pm a) = 0$ needs to be changed and replaced by $f'(\pm a) = -f(\pm a)/b$ as introduced by de Gennes [24]. This is why the type of superconductor is determined by the behaviour of the bifurcated branch at h_s and not at h_{as} .

To our knowledge, the global behaviour of the asymmetric bifurcation curves have never been mentioned in the literature. In light of the discussion given above the following open problems have physical importance.

- * prove how asymmetric solutions arise from bifurcation from symmetric solutions;
- * prove that as soon as the asymmetric curve arises from a subcritical bifurcation from the normal solution, the curve has no fold;
- * prove that as soon as the asymmetric curve arises from a supercritical bifurcation from the normal solution, the curve has a unique fold.

4.1 The quintuple point

As mentioned earlier, our experiments reveal the existence of a second key-point, in addition to the triple point defined in Section 3. To our knowledge, the existence of this point has not previously been reported in the literature. For our discussion of the properties of this point, we refer the reader to Figure 9. First, we let a^* be the unique value such that $\kappa_1(a^*) = 1/\sqrt{2}$. We have $a^* \simeq 1.23$. Then our investigation shows that $(a^*, 1/\sqrt{2})$ is on the curve $\kappa_4(a)$ and is the end point of $\kappa_5(a)$. At the point itself, we observe that $h(\beta)$ is decreasing to $h_s = h^* \simeq 1.45$ and there are no asymmetric

solutions. However, if we let (a, κ) vary from this point, we expect to see 5 different behaviours of the bifurcation diagram. Along a ray leading into $S_1 \cap A_0$, the bifurcation diagram is the same as shown in Figure 1 and there is no asymmetric solution. If (a, κ) lies on a ray leading into $S_1 \cap A_2$, the bifurcation diagram is the same as shown in Figure 11: the asymmetric solutions bifurcate from h^* and the asymmetric branch has a fold, though it is not easy to see it on the picture. Next, let (a, κ) lie on a ray leading into $S_2 \cap A_0$; the bifurcation diagram is as in Figure 2 so that the fold in the symmetric branch results from a subcritical bifurcation. If the ray leads into $S_2 \cap A_1$, the bifurcation diagram is as in Figure 6 so that there is a fold in the symmetric branch resulting from a subcritical bifurcation at h_s and there is also an asymmetric branch, with no fold, bifurcating from h_{as} . Both h_s and h_{as} are very close to h^* . Finally, if (a, κ) lies in $S_2 \cap A_2$, the diagram is as in Figure 7, this time the branch of asymmetric solutions has a fold.

As we have seen in the discussion following Conjecture 4.3, the asymmetric solutions which appear play an important role in 2D vortex formation for intermediate values of a larger than a^* . In fact, our investigation indicates that their existence is due to a complicated bifurcation phenomenon which occurs at the quintuple point. Thus, a complete mathematical investigation of bifurcation phenomena occurring at the quintuple point needs to be carried out.

4.2 $\kappa_4(a)$

Along the curve $\kappa_4(a)$, there are only symmetric solutions. As (a, κ) passes from A_0 to A_1 or A_2 across $\kappa_4(a)$, the asymmetric solutions bifurcate from $\beta = 0$, $h = h_{as}$ and h_{as} tends to h_s as (a, κ) approaches a point on $\kappa_4(a)$.

The nonexistence of asymmetric solutions bifurcating from the normal solution for κa small was obtained by Bolley-Helffer [13].

Theorem 4.4 (*Bolley-Helffer, [13]*) *There is a constant C_0 such that for $\kappa a \leq C_0$, there exists a unique nontrivial C^∞ curve $(f(\cdot, \varepsilon), q(\cdot, \varepsilon), h(\varepsilon))$ of solutions of (GL) bifurcating from a normal solution $(0, h_0(x + e), h_0)$. These solutions bifurcate from the particular normal solutions $(0, h_0 x, h_0)$ where h_0 is the eigenvalue of a spectral problem, and therefore are symmetric solutions.*

The existence of asymmetric solutions bifurcating from the normal solution for κa large was obtained by Bolley-Helffer [13].

Theorem 4.5 (Bolley-Helffer, [13]) *There exists a constant C_1 such that for $\kappa a \geq C_1$, there exist exactly three nontrivial C^∞ curves $(f(\cdot, \varepsilon), q(\cdot, \varepsilon), h(\varepsilon))$ of solutions of (GL) bifurcating from normal solutions $(0, h_0(x+e), h_0)$, where h_0 is an eigenvalue of a spectral problem. One curve of solutions starts from the particular normal solutions $(0, h_0 x, h_0)$, and is a curve of symmetric solutions. The two others correspond to $e = \bar{e}(\kappa, a)$ and $e = -\bar{e}(\kappa, a)$ and are asymmetric solutions.*

These two Theorems only give local behaviour of the bifurcation curve near the normal solutions, but this scaling is consistent with the behaviour of $\kappa_4(a)$ which is C/a .

A global treatment of the region below $\kappa_4(a)$ for the full Ginzburg-Landau system remains an important open problem.

4.3 $\kappa_5(a)$

As we have seen, $\kappa_5(a)$ is an extremely important curve. Our study indicates that as (a, κ) passes from A_1 to A_2 across $\kappa_5(a)$, there is a change of bifurcation for the asymmetric branch from subcritical in A_1 to supercritical in A_2 . This behaviour of the asymmetric branch is similar to what happens to the symmetric branch across $\kappa_1(a)$ and $\kappa_2(a)$.

The following additional information has been obtained in [13] about the asymptotic behaviour of $\kappa_5(a)$ when a is large.

Theorem 4.6 (Bolley-Helffer, [13]) *There exists a constant Σ_0 approximately equal to 0.4 such that for any $\eta > 0$ there exists C_2 such that for $\kappa a > C_2$, $|\kappa - \Sigma_0| > \eta$, $e = \bar{e}(\kappa, a)$ and h_0 the eigenvalue of a spectral problem, then the solution of the form (2.4) bifurcating from the normal solution $(0, h_0(x+e), h_0)$ satisfies $(\kappa - \Sigma_0)(h(\varepsilon) - h_0) < 0$. In particular, if $\kappa < \Sigma_0$, the bifurcation is subcritical, and if $\kappa > \Sigma_0$ the bifurcation is supercritical.*

Notice that Σ_0 is what we call κ_{as} . In [13], Σ_0 is given in terms of two integrals. This value already appears in physics papers (see [32] for instance) and it is known to separate different behaviours of type I superconductors.

4.4 a large

The only rigorous result concerning the behaviour of the asymmetric branch is the following, which can be illustrated by Figure 10.

Theorem 4.7 (Hastings and Troy [29]) *Let $\kappa > 1/\sqrt{2.01}$ be fixed. Then for a large enough, there is a range of h_0 for which there is no symmetric solution and yet there is an asymmetric solution.*

This Theorem implies in particular that in the (a, κ) range mentioned, we have $h_{as} > \bar{h}$ and $h_{as} > h_s$. This gives a partial resolution to Conjecture 4.3. The physical importance of this result will be discussed in Section 5.

Figure 12 illustrates the behaviour of the bifurcation diagram when a is large. This is the limiting case of the one shown in Figure 6 when a gets large. We see that the branching point of the asymmetric curve has

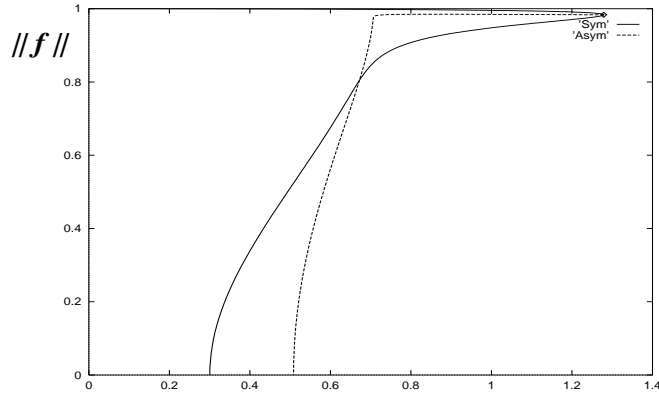


Figure 12: Bifurcation diagrams for $a = 10$ and $\kappa = 0.3$.

the same limit as the fold of the symmetric curve. Thus, for the limiting behaviour of the asymmetric curve when a is large, our experiment lead us to the following.

Conjecture 4.8 *Let κ be fixed. When a tends to ∞ , the limiting behaviour of the bifurcation curve of the asymmetric solutions is the union of a horizontal line at $\beta = 1$ from $h = 1/\sqrt{2}$ to $h = \bar{h}_\infty$ (defined in Conjecture 3.12) and a curve joining $(h = 1/\sqrt{2}, \beta = 1)$ to $(h = \kappa/\mu_1^0, \beta = 0)$, where μ_1^0 is approximately 0.59, and is defined as the minimum over α of the first eigenvalue of the Neumann problem of the harmonic oscillator in $(-\alpha, \infty)$. In particular,*

$$\lim_{a \rightarrow \infty} h_b = \bar{h}_\infty \quad \text{and} \quad \lim_{a \rightarrow \infty} h_{as} = 1/\sqrt{2}. \quad (4.2)$$

This implies that $\kappa_{as} = \mu_1^0/\sqrt{2}$: when $\kappa < \kappa_{as}$, the curve from $\beta = 0$ to $\beta = 1$ has positive slope resulting from a subcritical bifurcation (see Figure 13) and when $\kappa > \kappa_{as}$, this curve has negative slope resulting from a supercritical bifurcation (see Figures 14 and 15).

The value of μ_1^0 and the corresponding spectral problem were derived by Bolley-Helffer:

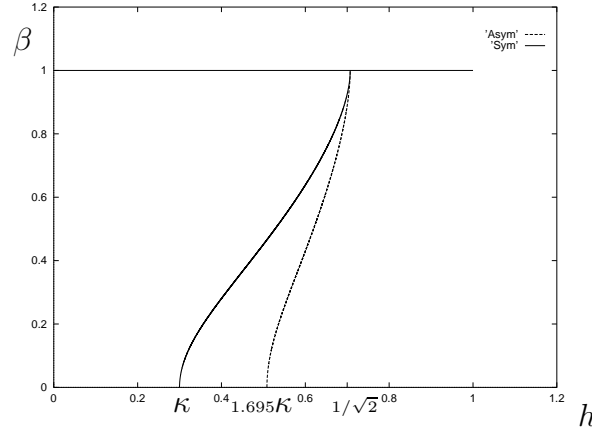


Figure 13: Limiting bifurcation diagrams for $a = \infty$ and $\kappa = 0.3$.

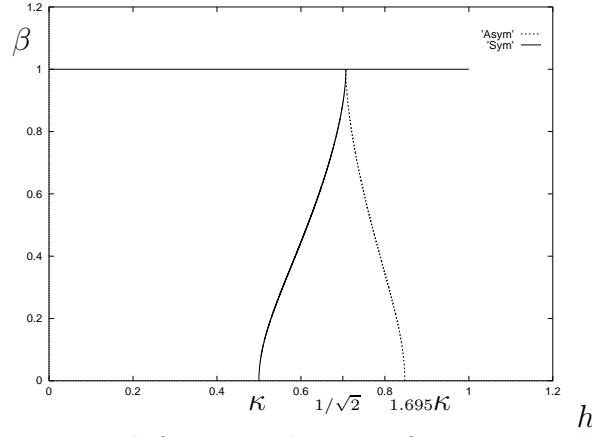


Figure 14: Limiting bifurcation diagrams for $a = \infty$ and $\kappa = 0.5$.

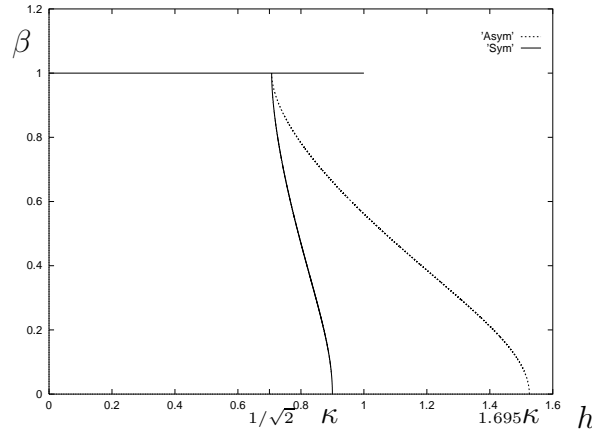


Figure 15: Limiting bifurcation diagrams for $a = \infty$ and $\kappa = 0.9$.

Theorem 4.9 (Bolley-Helffer, [8]) *Let κ be fixed. Then*

$$\lim_{a \rightarrow \infty} h_{as} = \frac{\kappa}{\mu_1^0}. \quad (4.3)$$

This is consistent with the experimental value found by St-James and De Gennes [32] which is $2.392\kappa/\sqrt{2}$.

For fixed κ , Chapman, Howinson, McLeod and Ockendon [17] prove the existence and uniqueness of the solution of

$$\begin{cases} \frac{1}{\kappa^2} f'' = f(f^2 + q^2 - 1) & \text{in } (-\infty, \infty), \\ \lim_{x \rightarrow -\infty} f(x) = 1, \quad \lim_{x \rightarrow \infty} f(x) = 0, \\ q'' = qf^2 & \text{in } (-\infty, \infty), \\ \lim_{x \rightarrow \infty} q(x) = 0, \quad \lim_{x \rightarrow \infty} q'(x) = \frac{1}{\sqrt{2}}, \end{cases} \quad (4.4)$$

This gives the point $\beta = 1$, $h = 1/\sqrt{2}$ in the bifurcation diagram, but further study is needed to resolve Conjecture 4.8.

5 Stability of solutions

We define (f, q) to be locally stable if it is a local minimizer of E_κ in H^1 and unstable otherwise. Local and global stability properties of both symmetric and asymmetric solutions have received recent attention in the literature. As a result of our investigations, we make the following conjecture, which is to be read in the light of Figure 9.

Conjecture 5.1 *In $S_1 \cap A_0$, the symmetric solution is a global minimizer when it exists, that is for $0 < h_0 < h_s$ and the normal solution is a global minimizer for $h_0 \geq h_s$.*

In $S_2 \cap A_0$ and in $S_2 \cap A_1$, the symmetric solution is locally stable for $0 < h_0 < \bar{h}$, the normal solution is locally stable for $h_0 \geq h_s$, and in $S_2 \cap A_1$ the asymmetric solution is unstable. Moreover, there exists $h_c \in (h_s, \bar{h})$ such that the symmetric solution is a global minimizer for $0 < h_0 \leq h_c$ and the normal solution is a global minimizer for $h_0 \geq h_c$.

In $S_1 \cap A_2$ the symmetric solution is locally stable for $0 < h_0 < h_b$, the asymmetric solution is locally stable for $\underline{h}_{as} < h_0 < h_{as}$ and the normal solution is locally stable for $h_0 \geq h_{as}$. Moreover, there exists $h_c \in (\underline{h}_{as}, h_s)$ such that the symmetric solution is a global minimizer for $0 < h_0 \leq h_c$, the asymmetric solution is a global minimizer for $h_c \leq h_0 < h_{as}$ and the normal solution is a global minimizer for $h_0 \geq h_{as}$.

In $S_2 \cap A_2$ the symmetric solution is locally stable for $0 < h_0 < \bar{h}$, the asymmetric solution is locally stable for $\underline{h}_{as} < h_0 < h_{as}$ and the normal solution is locally stable for $h_0 \geq h_{as}$. Moreover, there exists $h_c \in (h_s, \bar{h})$ such that the symmetric solution is a global minimizer for $0 < h_0 \leq h_c$, the asymmetric solution is a global minimizer for $h_c \leq h_0 < h_{as}$ and the normal solution is a global minimizer for $h_0 \geq h_{as}$.

In $S_3 \cap A_2$ the symmetric solution is locally stable for $0 < h_0 < \bar{h}$ and locally unstable for $\underline{h} < h_0 < h_s$, the asymmetric solution is locally stable for $\underline{h}_{as} < h_0 < h_{as}$ and the normal solution is locally stable for $h_0 \geq h_{as}$. Moreover, there exists $h_c \in (h_s, \bar{h})$ such that the upper symmetric solution is a global minimizer for $0 < h_0 \leq h_c$, the asymmetric solution is a global minimizer for $h_c \leq h_0 < h_{as}$ and the normal solution is a global minimizer for $h_0 \geq h_{as}$.

This conjecture is consistent with physical observations of superheating and supercooling. The critical field \bar{h} is often called superheating field because when starting from a symmetric superconducting solution near $h = 0$, the material will remain in this locally stable state until \bar{h} is reached. Then as h_0 is increased above \bar{h} , the maximum of f has a discontinuity and bulk superconductivity is destroyed.

Now, on the contrary, starting from normal solution, when h_0 is decreased from infinity, the material remains in the normal state until the nucleation field (h_s or h_{as}) is reached. If the branch of bifurcating solutions is unstable, this field is called supercooling field because nucleation occurs through a jump in the maximum of f : the material gets into the symmetric state which is the global minimizer. These two phenomena give rise to hysteresis loops.

For all the cases they have studied, Bolley-Helffer [13] have established the local stability or instability of the branches bifurcating from normal solutions. In fact, when they proved the bifurcation to be subcritical, they also proved local instability of the branch, and stability for supercritical branches, except in $S_3 \cap A_2$ and $S_1 \cap A_2$. Note that in $S_3 \cap A_2$ and $S_1 \cap A_2$, though the bifurcation is supercritical, they proved that the symmetric solution is unstable.

For a fixed and $h_0 \leq h_0^*(a)$ defined earlier in Section 3.5.2, Aftalion [1] proved that the global minimizer tends to a symmetric solution when κ tends to infinity. Indeed, in this range corresponding to $S_1 \cap A_2$, there are no asymmetric solutions for $h_0 \leq h_0^*(a)$, but for $h_0 > h_0^*(a)$, it is an interesting open problem to prove that both symmetric and asymmetric solutions coexist and the asymmetric solution is the global minimizer.

As we pointed out in Section 4, in $S_3 \cap A_2$ and $S_2 \cap A_2$, the formation of sheaths and vortices is related to the existence of stable asymmetric solutions. The Hastings-Troy result [29] gives a first step in the mathematical analysis of this phenomenon: Hastings and Troy [29] gave a first step in the mathematical analysis of this phenomenon since they proved that for fixed $\kappa > 1/\sqrt{2.01}$ and large a , there is a range of h values for which the asymmetric solution is the global minimizer. As we have said before in Section 4, when the asymmetric solution is a global minimizer, it is not known for which regime of (a, κ) , it gives rise to surface sheath or to vortices.

We have provided a comprehensive study of the structure of symmetric and asymmetric solutions for the entire range $0 < a, \kappa < \infty$. Throughout we have tied together our new observations with previously known results. At the core of our new results are the existence of the triple point and the quintuple point. These points provide the birth of families of asymmetric and symmetric solutions via bifurcation. Already, one of the authors, together with S.J. Chapman, has begun further investigations of the structure of both of these points and this has resulted in two new papers [2], [3].

Acknowledgement. The authors are very grateful to P.J.McKenna for mentioning the existence of AUTO.

References

- [1] AFTALION, A. 1997 *On the minimizers of the Ginzburg-Landau energy for high kappa: the one-dimensional case*. European J. Appl. Math. **8**, 331-345.
- [2] AFTALION, A. & CHAPMAN, S. J. 1998 *Asymptotic analysis of the bifurcation diagram for symmetric one dimensionnal solutions of the Ginzburg-Landau equations*. Preprint LMENS 98-34.
- [3] AFTALION, A. & CHAPMAN, S. J. 1998 *Asymptotic analysis of a secondary bifurcation of the one dimensionnal Ginzburg-Landau equation of superconductivity*. Preprint LMENS 98-36.
- [4] BERESTYCKI, H., BONNET, A. & CHAPMAN, S. J. 1994 *A semi-elliptic system arising in the theory of superconductivity*. Comm. Appl. Nonlinear Anal. **1**, 1-21.

- [5] BETHUEL, F., BREZIS, H. & HELEIN, F. 1994 *Ginzburg-Landau Vortices*. Birkhäuser.
- [6] BOECK, T. & CHAPMAN, S.J. 1997 *Bifurcation to vortex solutions in superconducting films*. European J. Appl. Math. **8**, 125-148.
- [7] BOLLEY, C. 1991 *Familles de branches de bifurcation dans les équations de Ginzburg-Landau*. *M²AN* **25**, 307-335.
- [8] BOLLEY, C. & HELFFER, B. 1993 *An application of semi-classical analysis to the asymptotic study of the supercooling field of a superconducting material*. Ann. Inst. Henri Poincaré (Phys. Théorique) **58**, 189-233.
- [9] BOLLEY, C. & HELFFER, B. 1996 *Rigorous results on Ginzburg-Landau models in a film submitted to an exterior parallel magnetic field I*. Non-linear Stud. **3**, 1-29.
- [10] BOLLEY, C. & HELFFER, B. 1996 *Rigorous results on Ginzburg-Landau models in a film submitted to an exterior parallel magnetic field II*. Nonlinear Stud. **3**, 121-152.
- [11] BOLLEY, C. & HELFFER, B. 1996 *Rigorous results for the Ginzburg-Landau equations associated to a superconducting film in the weak κ limit*. Rev. Math. Phys. **8**, 43-83.
- [12] BOLLEY, C. & HELFFER, B. 1997 *The Ginzburg-Landau equations in a semi-infinite superconducting film in the large κ limit*. European J. Appl. Math. **8**, 347-367.
- [13] BOLLEY, C. & HELFFER, B. 1998 *Stability of bifurcating solutions for the Ginzburg-Landau equations*. Rev. Math. Phys. **10** 579-626.
- [14] CHAPMAN, S.J. 1994 *Nucleation of superconductivity in decreasing fields I*. Europ. J. Appl. Math. **5**, 449-468.
- [15] CHAPMAN, S.J. 1994 *Nucleation of superconductivity in decreasing fields II*. Europ. J. Appl. Math. **5**, 469-494.
- [16] CHAPMAN, S.J. 1995 *Superheating Field of type-II Superconductors*. SIAM J. Appl. Math. **55**, 1233-1258.
- [17] CHAPMAN, S.J., HOWISON, S.D., MCLEOD, J.B. & OCKENDON J.R. 1991 *Normal superconducting transitions in Landau-Ginzburg theory*. Proc. Royal Soc. Edinburgh, **119** 117-124.

- [18] CHAPMAN, S.J., HOWISON, S.D. & OCKENDON J.R. 1992 *Macroscopic models of superconductivity*. SIAM Review, **34** 4, 529-560.
- [19] CYROT, M. & PAVUNA, D. 1992 *Introduction to superconductivity and high- T_c materials*. World Scientific.
- [20] DOEDEL, E.J., CHAMPNEYS, A.R., FAIRGRIEVE, T.F., KUZNETSOV, Y.A., SANDSTEDE, B. & WANG, X.J. 1997 *AUTO97: Continuation and bifurcation software for ordinary differential equations*. Available by FTP from ftp.cs.concordia.ca/pub/doedel/auto.
- [21] DOEDEL, E.J. 1981 *AUTO: A program for the automatic bifurcation analysis of autonomous systems*. Cong. Num. (Proc. 10th Manitoba Conf. on Num. Math. and Comp., Univ. of Manitoba, Winnipeg, Canada) **30**, 265-284.
- [22] DOEDEL, E.J., KELLER, H.B. & KERNÉVEZ, J.P. 1991 *Numerical Analysis and Control Of Bifurcation Problems*. Int. J. Bifurcation and Chaos, **1**, Part I, 493-520; Part II, 745-772.
- [23] DU, Q., GUNZBURGER, M.D. & PETERSON, J.S. 1992 *Analysis and approximation of the Ginzburg-Landau model of superconductivity*. SIAM Review, **34**, 1, 54-81.
- [24] DE GENNES, P.G. 1966 *Superconductivity of metals and alloys*. Addison Wesley.
- [25] GINZBURG, V.L. 1958 *On the destruction and onset of superconductivity in a magnetic field*. Soviet Phys. JETP, **34**, 78-87.
- [26] GINZBURG, V.L. & LANDAU, L.D. 1950 *On the theory of superconductivity*. Soviet Phys. JETP, **20**, 1064-1082. English translation: *Men of physics: L.D.Landau* ed. D.ter Harr, Pergamon, Oxford (1965) 138-167.
- [27] HASTINGS, S.P., KWONG, M.K., & TROY W.C. 1996 *The existence of multiple solutions for a Ginzburg-Landau type model of superconductivity*. Europ. J. Appl. Math. **7**, 559-574.
- [28] HASTINGS, S.P. & TROY, W.C. 1997 *On the existence of asymmetric minimizers in the one-dimensional Ginzburg-Landau model of superconductivity*, SIAM, In honor of I. Stakgold.
- [29] HASTINGS, S.P. & TROY, W.C. 1997 *There are asymmetric minimizers for the one dimensionnal Ginzburg-Landau model of superconductivity*. To appear in SIAM J. of Math. Anal.

- [30] KWONG, M.K. 1995 *On the one-dimensional Ginzburg-Landau BVPs*. Diff. Int. Equations **8**, 1395-1405.
- [31] MILLMAN, M. H. & KELLER, J. B. 1969 *Perturbation Theory of Non-linear Boundary-Value Problems*. J. Math. Phys. **10**, 2, 342.
- [32] SAINT-JAMES, D. & DE GENNES, P.G. 1963 *Onset of superconductivity in decreasing fields*. Phys. Lett. **7** 306-307.
- [33] SAINT-JAMES, D., SARMA, G. & THOMAS E.J. 1969 *Type II superconductivity*. Pergamon, Oxford.
- [34] SEYDEL, R. 1988 *From equilibrium to chaos; Practical bifurcation and stability analysis*. Elsevier Publ. Co.
- [35] SEYDEL, R. 1983 *Branch switching in bifurcation problems in ordinary differential equations*. Numer. Math. **41**, 93-116.
- [36] TILLEY, D.R. & TILLEY, J. 1970 *Superfluidity and superconductivity*. Adam Hilger, Bristol and New York.
- [37] TINKHAM, M. 1975 *Introduction to superconductivity*. McGraw-Hill, New-York.
- [38] WANG, S. & YANG, Y. 1992 *Symmetric superconducting states in thin films*. SIAM J.Appl.Math. **52**, 614-629.
- [39] YANG, Y. 1990 *Boundary value problems of the Ginzburg-Landau equations*. Proc. Roy. Soc. of Edin. **114A**, 355-365.