

# Phase dependent differential thermopower of *SND* junctions: Pair-breaking effects and Gaussian fluctuations

Sergei Sergeenkov\* and Marcel Ausloos

*SUPRAS, Institute of Physics, University of Liege, B-4000, Liege, Belgium*

(October 7, 2017)

We start with revisiting our previous results on thermoelectric response of *SNS* configuration in a *C*-shaped  $Bi_xPb_{1-x}Sr_2CaCu_2O_y$  sample in order to include strong fluctuation effects. Then, by appropriate generalization of the Ginzburg-Landau theory based on admixture of *s*-wave (S) and *d*-wave (D) superconductors, we consider a differential thermoelectric power (TEP) of *SND* junction. In addition to its strong dependence on the relative phase  $\theta = \phi_s - \phi_d$  between the two superconductors, two major effects are shown to influence the behavior of the predicted TEP. One, based on the chemical imbalance at *SD* interface, results in a pronounced maximum of the TEP peak near  $\theta = \pi/2$  (where the so-called *s* + *id* mixed pairing state is formed) for two identical superconductors with  $T_{cd} = T_{cs} \equiv T_c$ . Another effect, which should manifest itself at *SD* interface comprising an *s*-wave low- $T_c$  superconductor and a *d*-wave high- $T_c$  superconductor with  $T_{cd} \neq T_{cs}$ , predicts  $S_p \propto T_{cd} - T_{cs}$  for the TEP peak value. The experimental conditions under which the predicted behavior of the induced differential TEP can be measured are discussed.

PACS numbers: 74.25.Fy, 74.80.Fp

## I. INTRODUCTION

During the last few years the order parameter symmetry has been one of the intensively debated issues in the field of high- $T_c$  superconductivity (HTS). A number of experiments points to its  $d_{x^2-y^2}$ -wave character [1]. Such an unconventional symmetry of the order parameter has also important implications for the Josephson physics because for a *d*-wave (D) superconductor the Josephson coupling is subject to an additional phase dependence caused by the internal phase structure of the wave function. The phase properties of the Josephson effect have been discussed within the framework of the generalized Ginzburg-Landau (GL) [2] as well as the tunneling Hamiltonian approach [3]. It was found [4] that the current-phase relationship depends on the mutual orientation of the two coupled superconductors and their interface. This property is the basis of all the phase sensitive experiments probing the order parameter symmetry. In particular, it is possible to create multiply connected *d*-wave superconductors which generate half-integer flux quanta as observed in experiments [5]. Various interesting phenomena occur in interfaces of *d*-wave supercon-

ductors. For example, for an interface to a normal metal a bound state appears at zero energy giving rise to a zero-bias anomaly in the *I*-*V*-characteristics of quasiparticle tunneling [6,7] while in such an interface to an *s*-wave (S) superconductor the energy minimum corresponds to a Josephson phase different from 0 or  $\pi$ . By symmetry, a small *s*-wave component always coexists with a predominantly *d*-wave order parameter in an orthorhombic superconductor such as *YBCO*, and changes its sign across a twin boundary [8,9]. Besides, the *s*-wave and *d*-wave order parameters can form a complex combination, the so-called *s* ± *id*-state which is characterized by a local breakdown of time reversal symmetry  $\mathcal{T}$  either near surfaces [10–13] or near the twin boundaries represented by tetragonal regions with a reduced chemical potential [14]. Both scenarios lead to a phase difference of  $\pm\pi/2$ , which corresponds to two degenerate states [15,16]. Moreover, the relative phase oscillations between two condensates with different order parameter symmetries could manifest themselves through the specific collective excitations ("phasons") [17].

At the same time, a rather sensitive differential technique to probe sample inhomogeneity for temperatures just below  $T_c$ , where phase slippage events play an important role in transport characteristics has been proposed [18] and successfully applied [19] for detecting small changes in thermoelectric power (TEP) of a specimen due to the deliberate insertion of a macroscopic *SNS* junction made of a normal-metal layer *N*, used to force pair breaking of the superconducting component when it flows down the temperature gradient. Analysis of the thermoelectric effects provides reasonable estimates for such important physical parameters as the Fermi energy, Debye temperature, interlayer spacing etc. In particular, a carrier-type-dependent thermoelectric response of such a *SNS* configuration in a *C*-shaped  $Bi_xPb_{1-x}Sr_2CaCu_2O_y$  sample has been registered and its temperature behavior below  $T_c$  has been explained within the framework of GL theory [19].

In the present paper, we consider theoretically the behavior of induced TEP at *NS*, *ND*, and *SD* interfaces and discuss its possible implications for the above-mentioned type of experiments. The paper is organized as follows. In Section II we briefly review the experimental results for *SNS* configuration (with both hole-like and electronlike carriers of the normal-metal *N* insert) and present a theoretical interpretation of these re-

sults, based on GL free energy functional, both below and above  $T_c$ . The crucial role of the pair-breaking effects (described via the chemical balance  $\Delta\mu$  between the quasiparticles and Cooper pairs) in understanding the observed phenomena is emphasized. In Section III, extending the early suggested [11,14] GL theory of an admixture of  $s$ -wave and  $d$ -wave superconductors to incorporate strong pair-breaking effects, we calculate the differential thermopower  $\Delta S$  of  $SND$  configuration near  $T_c$ . The main theoretical result of this Section is the prediction of a rather specific dependence of  $\Delta S$  on relative phase shift  $\theta = \phi_s - \phi_d$  between the two superconductors. Two independent mechanisms contributing to the peak value  $S_p(\theta) = \Delta S(T_c, \theta)$  of the differential thermopower are discussed. One, based on the chemical balance between  $S$  and  $D$  superconductors at an  $SD$  interface (and responsible for charge-related interference effect), is discussed in Section IIIA. It results in a pronounced maximum of the peak  $S_p(\theta)$  near  $\theta = \pi/2$  (the so-called  $s + id$  mixed pairing state) for two identical superconductors with  $T_{cd} = T_{cs} \equiv T_c$ . This mechanism can be realized, e.g., in a  $d$ -wave orthorhombic sample (like  $YBCO$ ) with twin boundaries which are represented by tetragonal regions of variable width, with a reduced chemical potential. Another mechanism (discussed in Section IIIB), which is active in the absence of the normal-metal layer, takes place when two different superconductors with  $T_{cd} \neq T_{cs}$  are used to form an  $SD$  interface. This situation can be realized for an  $s$ -wave low- $T_c$  superconductor (like  $Pb$ ) and a  $d$ -wave high- $T_c$  superconductor (like orthorhombic  $YBCO$ ) and is shown to yield  $S_p(\theta) \propto T_{cd} - T_{cs}$  for predicted TEP peak value.

## II. SNS CONFIGURATION REVISITED

### A. Experimental setup and main results

Before turning to the main subject of the present paper, let us briefly review the previous results concerning a thermoelectric response of  $SNS$  configuration in a  $C$ -shaped  $Bi_xPb_{1-x}Sr_2CaCu_2O_y$  sample (see Ref.19 for details). The sample geometry used is sketched in Fig.1, where the contact arrangement and the position of the sample with respect to the temperature gradient  $\nabla_x T$  is shown as well. Two cuts are inserted at  $90^\circ$  to each other into a ring-shaped superconducting sample. The first cut lies parallel to the applied temperature gradient serving to define a vertical symmetry axis. The second cut lies in the middle of the right wing, normal to the symmetry axis, separating two similar superconductors with  $S' = S'' = S$  or  $D$  and completely interrupting the passage of supercurrents in this wing. The passage of any normal component of current density is made possible by filling up the cut with a normal metal  $N$ . The carrier type of the normal-metal insert  $N$  was chosen to be either an electronlike  $N_e$  (silver) or holelike  $N_h$  (indium).

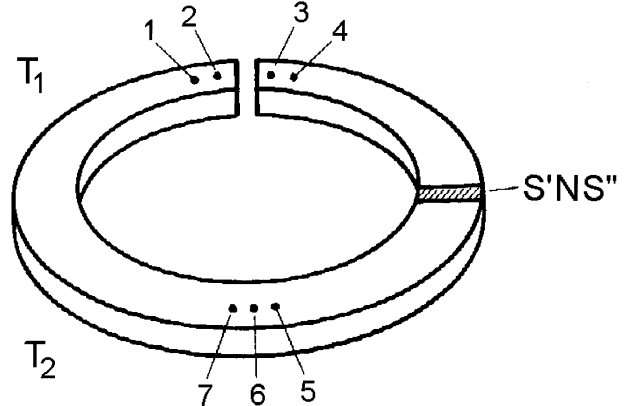


FIG. 1. Schematic view of the sample geometry with  $S'NS''$ -junction and contacts configuration. Here  $S'$  and  $S''$  stand for  $s$ -wave and/or  $d$ -wave type superconductor. The thermopowers  $S_R$  and  $S_L$  result from the thermal voltages detected by the contact pairs 4 – 5 and 1 – 7, respectively.

The measured difference between the thermopowers of the two halves  $\Delta S = S_R - S_L$  was found to approximately follow the linear dependence

$$\Delta S(T) \simeq S_p \pm B^\pm (T_c - T), \quad (1)$$

with slopes  $B^-$  and  $B^+$  defined for  $T < T_c$  and  $T > T_c$ , respectively. Here  $S_p = \Delta S(T_c)$  is the peak value of  $\Delta S(T)$  at  $T = T_c$ . The best fit of the experimental data with the above equation yields the following values for silver (Ag) and indium (In) inserts, respectively (see Fig.2): (i)  $S_p(\text{Ag}) = -0.26 \pm 0.01 \mu\text{V}/\text{K}$ ,  $B^-(\text{Ag}) = -0.16 \pm 0.1 \mu\text{V}/\text{K}^2$ ,  $B^-(\text{Ag})/B^+(\text{Ag}) = 1.9 \pm 0.1$ ; (ii)  $S_p(\text{In}) = 0.83 \pm 0.01 \mu\text{V}/\text{K}$ ,  $B^-(\text{In}) = 0.17 \pm 0.1 \mu\text{V}/\text{K}^2$ ,  $B^-(\text{In})/B^+(\text{In}) = 2.1 \pm 0.1$ .

### B. Interpretation

It is important to mention that, unlike the case of mixed  $SND$  configuration (considered in Section III), the suggested interpretation of the current experimental results for  $SNS$  configuration does not involve the phase of the order parameter and hence is not sensitive (at least near  $T_c$ ) to the pairing symmetry of the two superconductors  $S'$  and  $S''$ . To describe the observed behavior of the differential TEP both below and above  $T_c$ , we can roughly present it in a two-term contribution form [19,20]

$$\Delta S(T) = \Delta S_{av}(T) + \Delta S_{fl}(T), \quad (2)$$

where the average term  $\Delta S_{av}(T)$  is assumed to be non-zero only below  $T_c$  (since in the normal state the TEP of HTS is found to be very small [21,22]) while the fluctuation term  $\Delta S_{fl}(T)$  should contribute to the observable

$\Delta S(T)$  for  $T \simeq T_c$ . In what follows, we shall discuss these two contributions separately within a mean-field theory approximation.

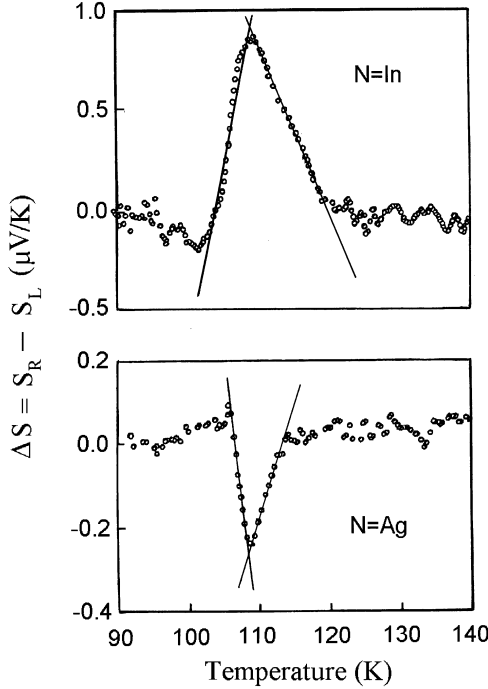


FIG. 2. The temperature dependence of the observed differential thermopower of SNS configuration defined by Eq.(1). The upper (lower) part of the picture refers to In (Ag) normal-metal insert in the right wing (see Fig.1). The asymmetric curved triangle shapes are approximated by linear shapes produced by the linear fit to the data points (see the text for details).

### 1. Mean value of the differential thermopower: $\Delta S_{av}(T)$

Assuming that the net result of the normal-metal insert is to break up Cooper pairs that flow toward the hotter end of the sample and to produce holelike (In) or electronlike (Ag) quasiparticles, we can write the difference in the generalized GL free energy functional  $\Delta\mathcal{G}$  of the right and left halves of the C-shaped sample as

$$\Delta\mathcal{G}[\psi] = \Delta\mathcal{F}[\psi] + \Delta\mu|\psi|^2, \quad (3)$$

where

$$\Delta\mathcal{F}[\psi] \equiv \mathcal{F}_R - \mathcal{F}_L = a(T)|\psi|^2 + \frac{\beta}{2}|\psi|^4 \quad (4)$$

and

$$\Delta\mu \equiv \mu_R - \mu_L. \quad (5)$$

Here  $\psi = |\psi|e^{i\phi}$  is the superconducting order parameter,  $\Delta\mu$  accounts for the chemical balance between quasiparticles and Cooper pairs;  $a(T) = \alpha(T - T_c)$  and the GL parameters  $\alpha$  and  $\beta$  are related to the critical temperature  $T_c$ , zero-temperature BCS gap  $\Delta_0 = 1.76k_B T_c$ , the in-plane Fermi energy  $E_F^{ab} = p_F^2/m_{ab}^*$ , and the total particle number density  $n$  as  $\alpha = \beta n/2T_c = (4\Delta_0 k_B/E_F^{ab})(m_e/m_{ab}^*)$ . In fact, in layered superconductors,  $\Delta\mu \simeq E_F^c \simeq J_c^2/E_F^{ab}$ , where  $E_F^c = E_F^{ab}/\gamma_m^2$  is the out-of-plane Fermi energy and  $J_c$  the interlayer coupling energy within the Lawrence-Doniach model ( $\gamma_m = m_c^*/m_{ab}^*$  is the mass anisotropy ratio, and  $m_{ab}^* \simeq 8m_e$  for this material).

As usual, the equilibrium state of such a system is determined from the minimum energy condition  $\partial\mathcal{G}/\partial|\psi| = 0$  which yields for  $T < T_c$

$$|\psi_0|^2 = \frac{\alpha(T_c - T) - \Delta\mu}{\beta} \quad (6)$$

Substituting  $|\psi_0|^2$  into Eq.(3) we obtain for the average free energy density

$$\Delta\Omega(T) \equiv \Delta\mathcal{G}[\psi_0] = -\frac{[\alpha(T_c - T) - \Delta\mu]^2}{2\beta} \quad (7)$$

In turn, the difference of thermopowers  $\Delta S(T)$  can be related to the corresponding difference of transport entropies  $\Delta\sigma \equiv -\partial\Delta\Omega/\partial T$  as  $\Delta S(T) = \Delta\sigma(T)/nq$ , where  $q$  is the charge of the quasiparticles. Thus finally the mean value of thermopower associated with a pair-breaking event reads (below  $T_c$ )

$$\Delta S_{av}(T) = S_{p,av} - B_{av}(T_c - T), \quad (8)$$

with

$$S_{p,av} = \frac{\Delta\mu}{2qT_c}, \quad (9)$$

and

$$B_{av} = \frac{\Delta_0 k_B}{2qE_F^{ab}T_c}. \quad (10)$$

Before we proceed to compare the above theoretical findings with the available experimental data (see Fig.2), we first have to estimate the corresponding fluctuation contributions to the observable TEP difference, both above and below  $T_c$ .

### 2. Mean-field Gaussian fluctuations of the differential thermopower: $\Delta S_{fl}(T)$

The influence of superconducting fluctuations on transport properties of HTS (including TEP and electrical conductivity) has been extensively studied for the past few years (see, e.g., [23–32] and further references

therein). In particular, it was found that the fluctuation-induced behavior may extend to temperatures more than  $10K$  higher than the respective  $T_c$ . Let us consider now the region near  $T_c$  and discuss the Gaussian fluctuations of the pair-breaking-induced differential TEP  $\Delta S_{fl}(T)$ . Recall that according to the theory of Gaussian fluctuations [33], the fluctuations of any observable, which is conjugated to the order parameter  $\psi$  (such as heat capacity, susceptibility, etc) can be presented in terms of the statistical average of the square of the fluctuation amplitude  $\langle (\delta\psi)^2 \rangle$  with  $\delta\psi = \psi - \psi_0$ . Then the differential TEP above (+) and below (-)  $T_c$  have the form of

$$\Delta S_{fl}^{\pm}(T) = A \langle (\delta\psi)^2 \rangle_{\pm}, \quad (11)$$

where

$$\langle (\delta\psi)^2 \rangle = \frac{1}{Z} \int d|\psi| (\delta\psi)^2 e^{-\Sigma[\psi]}. \quad (12)$$

Here  $Z = \int d|\psi| e^{-\Sigma[\psi]}$  is the partition function with  $\Sigma[\psi] \equiv (\Delta\mathcal{G}[\psi] - \Delta\mathcal{G}[\psi_0])/k_B T$ .  $A$  is a coefficient to be defined below. Expanding the free energy density functional  $\Delta\mathcal{G}[\psi]$

$$\Delta\mathcal{G}[\psi] \approx \Delta\mathcal{G}[\psi_0] + \frac{1}{2} \left[ \frac{\partial^2 \Delta\mathcal{G}}{\partial \psi^2} \right]_{|\psi|=|\psi_0|} (\delta\psi)^2, \quad (13)$$

around the mean value of the order parameter  $\psi_0$ , which is defined as a stable solution of equation  $\partial\mathcal{G}/\partial|\psi| = 0$  we can explicitly calculate the Gaussian integrals. Due to the fact that  $|\psi_0|^2$  is given by Eq.(6) below  $T_c$  and vanishes at  $T \geq T_c$ , we obtain finally

$$\Delta S_{fl}^{-}(T) = \frac{Ak_B T_c}{4\alpha(T_c - T) - 4\Delta\mu}, \quad T \leq T_c \quad (14)$$

and

$$\Delta S_{fl}^{+}(T) = \frac{Ak_B T_c}{2\alpha(T - T_c) + 2\Delta\mu}, \quad T \geq T_c \quad (15)$$

As we shall see below, for the experimental range of parameters under discussion,  $\Delta\mu(E_F/\Delta_0) \gg k_B|T_c - T|$ . Hence, with a good accuracy we can approximate Eqs.(14) and (15) as follows

$$\Delta S_{fl}^{\pm}(T) \simeq S_{p,fl}^{\pm} \pm B_{fl}^{\pm}(T_c - T), \quad (16)$$

where

$$S_{p,fl}^{-} = -\frac{Ak_B T_c}{4\Delta\mu}, \quad B_{fl}^{-} = \frac{Ak_B T_c \alpha}{(2\Delta\mu)^2}, \quad (17)$$

and

$$S_{p,fl}^{+} = -2S_{p,fl}^{-}, \quad B_{fl}^{+} = 2B_{fl}^{-}. \quad (18)$$

Furthermore, it is quite reasonable to assume that  $S_p^{-} = S_p^{+} \equiv S_p$ , where  $S_p^{-} = S_{p,av} + S_{p,fl}^{-}$  and  $S_p^{+} = S_{p,fl}^{+}$ .

Then the above equations bring about the following explicit expression for the constant parameter  $A$ , namely  $A = (4\Delta\mu/3k_B T_c)S_{p,av}$ . This in turn leads to the following expressions for the fluctuation and total contributions to peaks and slopes through their average counterparts (see Eqs.(9) and (10)):  $S_{p,fl}^{+} = S_p = (2/3)S_{p,av}$ ,  $S_{p,fl}^{-} = -(1/3)S_{p,av}$ ,  $B_{fl}^{-} = (1/3)B_{av}$ ,  $B_{fl}^{+} = (2/3)B_{av}$ ,  $B^{-} = B_{av} + B_{fl}^{-} = (4/3)B_{av}$ , and  $B^{+} = B_{fl}^{+} = (2/3)B_{av}$ . Thus, in agreement with the observations,  $B^{-}/B^{+} = 2$  independent of the carrier type of the normal-metal insert. Let us proceed to discuss separately the case of *In* and *Ag* inserts.

*a. N = In (holelike metal insert).* In this case, the principal carriers are holes, therefore  $q = +e$ . Let the holelike quasiparticle chemical potential (measured relative to the Fermi level of the free-hole gas) be positive, then  $\mu_q = +\mu$  and  $\Delta\mu = \mu + 2\mu = 3\mu$  (two holes come from condensate and one hole is brought by normal metal). Therefore, for this case Eq.(1) takes the form

$$\Delta S^h(T) = S_p(In) \pm B^{\pm}(In)(T_c - T), \quad (19)$$

where

$$S_p(In) = \left( \frac{k_B}{e} \right) \left( \frac{\mu}{k_B T_c} \right), \quad (20)$$

and

$$B^{-}(In) = \frac{2\Delta_0 k_B}{3eE_F^{ab}T_c}, \quad B^{+}(In) = \frac{1}{2}B^{-}(In). \quad (21)$$

*b. N = Ag (electronlike metal insert).* The principal carriers in this case are electrons, therefore  $q = -e$ . The electronlike quasiparticle chemical potential  $\mu_q = -\mu$ . Then  $\Delta\mu = -\mu + 2\mu = \mu$  (plus one electron means minus one hole). For this case Eq.(1) takes the form

$$\Delta S^e(T) = S_p(Ag) \pm B^{\pm}(Ag)(T_c - T), \quad (22)$$

where

$$S_p(Ag) = -\left( \frac{k_B}{e} \right) \left( \frac{\mu}{3k_B T_c} \right), \quad (23)$$

and

$$B^{-}(Ag) = -\frac{2\Delta_0 k_B}{3eE_F^{ab}T_c}, \quad B^{+}(Ag) = \frac{1}{2}B^{-}(Ag). \quad (24)$$

By comparing the obtained theoretical expressions with the above-mentioned experimental findings for the slopes  $B^{\pm}$  and the peak  $S_p$  values for the two normal-metal inserts (see Fig.2), we can estimate the order of magnitude of the in-plane Fermi energy  $E_F^{ab}$  and interlayer coupling energy  $J_c$ . The result is:  $E_F^{ab} \simeq 0.16eV$  and  $J_c \simeq 4meV$ , in reasonable agreement with the other known estimates of these parameters [30]. In turn, using these parameters (along with the critical temperature), we find that  $J_c^2/k_B \Delta_0 \simeq 100K$ . This justifies the use of the linearized

Eq.(16) for the temperature interval  $|T_c - T| \ll 100K$ . As is seen in Fig.2, the observed differential TEP practically disappears already for  $|T_c - T| \geq 10K$ . Moreover, as it follows from Eqs.(20) and (23), the calculated ratio for peaks  $|S_p(In)/S_p(Ag)| = 3$  is very close to the corresponding experimental value  $|S_p^{exp}(In)/S_p^{exp}(Ag)| = 3.2 \pm 0.2$  observed by Gridin et al [19]. Finally, as it follows from the above analysis, the calculated slopes  $B^-$  below  $T_c$  for the two metal inserts coincide with each other, namely  $B^-(In) = -B^-(Ag)$ , and are twice their counterparts above  $T_c$ , i.e.,  $B^-(In) = 2B^+(In)$  and  $B^-(Ag) = 2B^+(Ag)$ , in a good agreement with the observations. It is worthwhile to note that a very similar behavior of the induced TEP (including peaks and slopes both above and below  $T_c$ ) has been observed in strong applied magnetic fields [20]. In fact, replacing the chemical potentials difference  $\Delta\mu$  (responsible for pair-breaking effects in *SNS* junction) in the above equations by  $\mu_B H$  term (where  $\mu_B$  is the Bohr magneton and  $H$  the applied magnetic field) we recover most of the formulas presented in Ref.20 where magneto-TEP of  $Bi_2Sr_2CaCu_2O_y$  superconductors was studied.

### III. SND CONFIGURATION: PREDICTION

Since Eqs.(3)-(5) do not depend on the phase of the order parameter, they will preserve their form for a *DND* junction (created by two *d*-wave superconductors,  $S' = S'' = D$ , see Fig.1) as well, bringing about the results similar to that given by Eqs.(8)-(10). It means that the experimental method under discussion (and its interpretation) can not be used to tell *SNS* and *DND* configurations apart, at least for temperatures close to  $T_c$ . As for low enough temperatures, the situation may change drastically due to a markedly different behavior of *s*-wave and *d*-wave order parameters at  $T \ll T_c$  (where the node structure begins to play an important role). As we shall show below, this method, however, is quite sensitive to the mixed *SND* configuration (when  $S' = S$  has an *s*-wave symmetry while  $S'' = D$  is of a *d*-wave symmetry type, see Fig.1) predicting a rather specific relative phase ( $\theta = \phi_s - \phi_d$ ) dependencies of both the slope  $B(\theta)$  and peak  $S_p(\theta)$  of the observable thermopower difference  $\Delta S(T, \theta)$ .

Following Feder et al [14], who incorporated chemical potential effects near twin boundaries into the approach suggested by Sigrist et al [11], we can represent the generalized GL free energy functional  $\Delta\mathcal{G}$  for *SND* configuration of the *C*-shaped sample in the following form

$$\Delta\mathcal{G}[\psi_s, \psi_d] = \Delta\mathcal{G}[\psi_s] + \Delta\mathcal{G}[\psi_d] + \Delta\mathcal{G}_{int}, \quad (25)$$

where

$$\Delta\mathcal{G}[\psi_s] = A_s(T)|\psi_s|^2 + \frac{\beta_s}{2}|\psi_s|^4, \quad (26)$$

$$\Delta\mathcal{G}[\psi_d] = A_d(T)|\psi_d|^2 + \frac{\beta_d}{2}|\psi_d|^4, \quad (27)$$

and

$$\Delta\mathcal{G}_{int} = \gamma_1|\psi_s|^2|\psi_d|^2 + \frac{\gamma_2}{2}(\psi_s^{*2}\psi_d^2 + \psi_s^2\psi_d^{*2}) - 2\delta_1|\psi_s||\psi_d| - \delta_2(\psi_s^*\psi_d + \psi_s\psi_d^*). \quad (28)$$

Here  $\psi_n = |\psi_n|e^{i\phi_n}$  is the *n*-wave order parameter ( $n = \{s, d\}$ );  $A_n(T) = a_n(T) + \Delta\mu_n$  where  $a_n(T) = \alpha_n(T - T_{cn})$  with the corresponding parameters  $\alpha_n$ ,  $\beta_n$ ,  $T_{cn}$ , and  $\Delta\mu_n$  for *s*-wave and *d*-wave symmetries.

An equilibrium state of such a mixed system is determined from the minimum energy conditions  $\partial\mathcal{G}/\partial|\psi_s| = 0$  and  $\partial\mathcal{G}/\partial|\psi_d| = 0$  which result in the following system of equations for the two equilibrium order parameters  $\psi_{s0}$  and  $\psi_{d0}$

$$A_s|\psi_{s0}| + \beta_s|\psi_{s0}|^3 + \Gamma(\theta)|\psi_{s0}||\psi_{d0}|^2 = \Delta(\theta)|\psi_{d0}| \quad (29)$$

$$A_d|\psi_{d0}| + \beta_d|\psi_{d0}|^3 + \Gamma(\theta)|\psi_{d0}||\psi_{s0}|^2 = \Delta(\theta)|\psi_{s0}| \quad (30)$$

where we introduced relative phase  $\theta = \phi_s - \phi_d$  dependent parameters

$$\Gamma(\theta) = \gamma_1 + \gamma_2 \cos 2\theta \quad (31)$$

$$\Delta(\theta) = \delta_1 + \delta_2 \cos \theta$$

Notice that unlike chemical potentials difference  $\Delta\mu_n$  (which is responsible for pair-breaking effects in *SND* junction due to the normal-metal insert), the interference terms  $\delta_{1,2}$  describe the chemical balance between *s*-wave and *d*-wave superconductors at *SD* interface in the absence of a normal-metal layer. Therefore, the effects due to  $\Delta\mu_n \neq 0$  should be distinguished from the interference effects due to  $\Delta(\theta) \neq 0$ . The latter are generically close to the interference effects between the two condensates and are described by the  $\Gamma(\theta)$  term. Notice also that the  $\Delta(\theta)$  term favors  $\theta = l\pi$  ( $l$  integer), while the  $\Gamma(\theta)$  term favors  $\theta = n\pi/2$  ( $n = 1, 3, 5 \dots$ ) which corresponds to a  $\mathcal{T}$ -violating phase [14]. In principle, we can resolve the above system (given by Eqs.(29)-(31)) and find  $\psi_{n0}$  for arbitrary set of parameters  $\alpha_n$ ,  $\beta_n$ , and  $T_{cn}$ . For simplicity, in what follows we restrict our consideration to the two limiting cases which are of the most importance for potential applications.

#### A. Twin boundaries in orthorhombic *d*-wave superconductors

##### 1. Mean value of the differential thermopower: $\Delta S_{av}(T, \theta)$

First, let us consider the case of similar superconductors comprising the *SND* junction with  $|\psi_{s0}| = |\psi_{d0}| \equiv |\psi_0|$ ,  $\alpha_s = \alpha_d \equiv \alpha$ ,  $\beta_s = \beta_d \equiv \beta$ ,  $\Delta\mu_s = \Delta\mu_d \equiv \Delta\mu$ , and  $T_{cs} = T_{cd} \equiv T_c$ . This situation is realized, for example, in a *d*-wave orthorhombic sample (like *YBCO*) with twin boundaries which are represented by tetragonal regions of variable width, with a reduced chemical potential [14]. In this particular case, Eqs.(29) and (30) yield for  $T < T_c$

$$|\psi_0|^2 = \frac{\alpha(T_c - T) - \Delta\mu(\theta)}{\beta + \Gamma(\theta)}, \quad (32)$$

where  $\Delta\mu(\theta) \equiv \Delta\mu - \Delta(\theta)$ . After substituting the thus found  $|\psi_0|$  into Eq.(25) we obtain for the generalized equilibrium free energy density

$$\Delta\Omega(T, \theta) \equiv \Delta\mathcal{G}[\psi_0] = -\frac{[\alpha(T_c - T) - \Delta\mu(\theta)]^2}{\beta + \Gamma(\theta)} \quad (33)$$

which in turn results in the following expression for the mean-field value of the thermopower difference in a  $C$ -shaped sample with  $SND$  junction (see Fig.1)

$$\Delta S_{av}(T, \theta) = S_{p,av}(\theta) - B_{av}(\theta)(T_c - T), \quad (34)$$

where

$$S_{p,av}(\theta) = \frac{\beta}{qT_c} \left[ \frac{\Delta\mu(\theta)}{\beta + \Gamma(\theta)} \right], \quad (35)$$

and

$$B_{av}(\theta) = \frac{\alpha}{qT_c} \left[ \frac{\beta}{\beta + \Gamma(\theta)} \right]. \quad (36)$$

## 2. Mean-field Gaussian fluctuations of the differential thermopower: $\Delta S_{fl}(T, \theta)$

Following the lines of Section II, we can present the fluctuation contribution to the differential TEP above (+) and below (-)  $T_c$  as

$$\Delta S_{fl}^{\pm}(T, \theta) = A(\theta) [ < (\delta\psi_s)^2 >_{\pm} + < (\delta\psi_d)^2 >_{\pm} + 2 < \delta\psi_s \delta\psi_d >_{\pm} ], \quad (37)$$

where, e.g.,

$$< (\delta\psi_s)^2 > = \frac{1}{Z} \int d|\psi_s| \int d|\psi_d| (\delta\psi_s)^2 e^{-\Sigma[\psi_s, \psi_d]}. \quad (38)$$

Here  $Z = \int d|\psi_s| \int d|\psi_d| e^{-\Sigma[\psi_s, \psi_d]}$  is the corresponding partition function with  $\Sigma[\psi_s, \psi_d] \equiv \{\Delta\mathcal{G}[\psi_s, \psi_d] - \Delta\mathcal{G}[\psi_{s0}, \psi_{d0}]\}/k_B T$ .  $A(\theta)$  is a coefficient to be fixed later. Expanding the free energy density functional  $\Delta\mathcal{G}[\psi_s, \psi_d]$

$$\begin{aligned} \Delta\mathcal{G}[\psi_s, \psi_d] &\approx \Delta\mathcal{G}[\psi_{s0}, \psi_{d0}] \\ &+ \left[ \frac{\partial^2 \Delta\mathcal{G}}{\partial \psi_s^2} \right]_{|\psi_s|=|\psi_{s0}|} (\delta\psi_s)^2 \\ &+ \left[ \frac{\partial^2 \Delta\mathcal{G}}{\partial \psi_d^2} \right]_{|\psi_d|=|\psi_{d0}|} (\delta\psi_d)^2 \\ &+ 2 \left[ \frac{\partial^2 \Delta\mathcal{G}}{\partial \psi_s \partial \psi_d} \right]_{|\psi_n|=|\psi_{n0}|} (\delta\psi_s \delta\psi_d), \end{aligned} \quad (39)$$

around the mean values of the order parameters  $\psi_{n0}$ , defined as stable solutions of equations  $\partial\mathcal{G}/\partial|\psi_n| = 0$  we can explicitly calculate the Gaussian integrals to obtain

$$\begin{aligned} < (\delta\psi_s)^2 >_- = < (\delta\psi_d)^2 >_- \\ &= \frac{k_B T_c \beta}{4(\beta - \Gamma)[\alpha(T_c - T) - \Delta\mu(\theta)]}, \end{aligned} \quad (40)$$

$$< \delta\psi_s \delta\psi_d >_- = -\frac{k_B T_c \Gamma}{4(\beta - \Gamma)[\alpha(T_c - T) - \Delta\mu(\theta)]} \quad (41)$$

and

$$\begin{aligned} < (\delta\psi_s)^2 >_+ = < (\delta\psi_d)^2 >_+ \\ &= \frac{k_B T_c}{2[\alpha(T - T_c) + \Delta\mu(\theta)]}, \end{aligned} \quad (42)$$

$$< \delta\psi_s \delta\psi_d >_+ = 0, \quad (43)$$

for the order parameters fluctuations below and above  $T_c$ , respectively. In principle, the above expressions completely determine the fluctuation contribution to the seeking TEP of  $SND$  contact in the presence of strong  $N$ -metal induced pair-breaking effects. However, to compare it with the earlier calculated mean-field values, let us assume that  $[\Delta\mu(\theta)](E_F/\Delta_0) \gg k_B |T_c - T|$ . Then, with a good accuracy we can approximate Eqs.(40)-(42) as follows

$$\Delta S_{fl}^{\pm}(T, \theta) \simeq S_{p,fl}^{\pm}(\theta) \pm B_{fl}^{\pm}(\theta)(T_c - T), \quad (44)$$

where

$$S_{p,fl}^{-}(\theta) = -\frac{Ak_B T_c}{2\Delta\mu(\theta)}, \quad (45)$$

$$B_{fl}^{-}(\theta) = \frac{Ak_B T_c \alpha}{2[\Delta\mu(\theta)]^2}, \quad (46)$$

and

$$S_{p,fl}^{+}(\theta) = -2S_{p,fl}^{-}(\theta), \quad B_{fl}^{+}(\theta) = 2B_{fl}^{-}(\theta). \quad (47)$$

Again, requiring that  $S_p^{-}(\theta) = S_p^{+}(\theta) \equiv S_p(\theta)$ , where  $S_p^{-} = S_{p,av} + S_{p,fl}^{-}$  and  $S_p^{+} = S_{p,av} + S_{p,fl}^{+}$ , the above equations give

$$A(\theta) = \frac{2\beta}{3qk_B T_c^2} \frac{[\Delta\mu(\theta)]^2}{[\beta + \Gamma(\theta)]} \quad (48)$$

for the above-introduced parameter (see Eq.(37)). This in turn leads to the following expressions for the fluctuation and total contributions to peaks and slopes through their average counterparts (Cf. Section II):  $S_{p,fl}^{+} = S_p = (2/3)S_{p,av}$ ,  $S_{p,fl}^{-} = -(1/3)S_{p,av}$ ,  $B_{fl}^{-} = (1/3)B_{av}$ ,  $B_{fl}^{+} = (2/3)B_{av}$ ,  $B^{-} = B_{av} + B_{fl}^{-} = (4/3)B_{av}$ , and  $B^{+} = B_{fl}^{+} = (2/3)B_{av}$ . Thus, the ratio  $B^{-}(\theta)/B^{+}(\theta) = 2$  remains universal showing no dependence on the relative phase difference  $\theta$ . As expected, completely neglecting the interference terms (when both  $\Gamma(\theta) \rightarrow 0$  and

$\Delta(\theta) \rightarrow 0$ ) we recover all the results of Section II for two independent order parameters. Finally, the differential TEP of *SND* junction consisted of two superconductors with similar critical parameters but markedly different pairing symmetries (like in a *d*-wave orthorhombic *YBCO* with *s*-wave tetragonal twin boundaries) reads

$$\Delta S(T, \theta) = S_p(\theta) \pm B^\pm(\theta)(T_c - T), \quad (49)$$

with

$$S_p(\theta) = \frac{2\beta\delta_2}{3qT_c\gamma_2} \left( \frac{\tilde{\delta} + \cos\theta}{\tilde{\gamma} + \cos 2\theta} \right), \quad (50)$$

and

$$B^-(\theta) = 2B^+(\theta) = \frac{4\alpha}{3qT_c\gamma_2} \left( \frac{\beta}{\tilde{\gamma} + \cos 2\theta} \right). \quad (51)$$

Here  $\tilde{\gamma} \equiv (\beta + \gamma_1)/\gamma_2$  and  $\tilde{\delta} \equiv (\Delta\mu + \delta_1)/\delta_2$ .

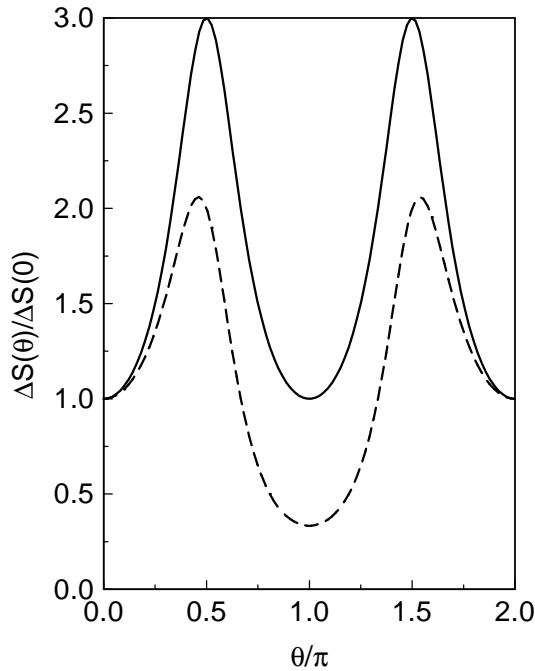


FIG. 3. Predicted phase-dependent thermopower response of *SND* configuration in a *C*-shaped sample (see Fig.1). Solid and dashed lines depict, respectively, the relative phase  $\theta$  dependence of the normalized slope  $B^-(\theta)/B^-(0)$  and peak value  $S_p(\theta)/S_p(0)$  of the induced thermopower difference, according to Eqs.(50) and (51).

Fig.3 shows the predicted  $\theta$ -dependent behavior of the normalized slope  $B^-(\theta)/B^-(0)$  (solid line) and the peak  $S_p(\theta)/S_p(0)$  (dashed line) of the *SND*-induced thermopower difference  $\Delta S(T, \theta)$  just below  $T_c$ , for  $\tilde{\gamma} = \tilde{\delta} =$

2. As is seen, both the slope and the peak exhibit a maximum for the *s* + *id* state (at  $\theta = \pi/2$ ) and a minimum for the *s* - *d* state (at  $\theta = \pi$ ). Such sharp dependencies suggest quite an optimistic possibility to observe the above-predicted behavior of the induced thermopower, using the sample geometry and experimental technique described in Section II. Besides, when the pair-breaking effects (due to the normal-metal insert in *SND* junction) are negligible (so that  $\Delta\mu = 0$ ), Eqs.(49)-(51) will describe the differential TEP at the *SD* interface where the pair-breaking interference effects (governed by the  $\Delta(\theta)$  term) will dominate its peak behavior. This situation would allow one to get a more detailed information about the mixed pairing states and the introduced phenomenological parameters  $\gamma_{1,2}$  and  $\delta_{1,2}$ .

## B. Low- $T_c$ *s*-wave superconductor and high- $T_c$ *d*-wave superconductor

Let us turn now to another limiting case and consider an *SD* interface formed by two different superconductors (with  $|\psi_{s0}| \neq |\psi_{d0}|$ ,  $\alpha_s \neq \alpha_d$ ,  $\beta_s \neq \beta_d$ , and  $T_{cs} \neq T_{cd}$ ) in the absence of a normal-metal layer (which is responsible for pair-breaking effects). We shall also assume that the charge-related interference effects (governed by the  $\Delta(\theta)$  term) are rather small and can be safely neglected. Thus, in this Section we consider the situation when  $\Delta\mu_n = 0$  and  $\Delta(\theta) = 0$ . Such a situation can be realized for an *s*-wave low- $T_c$  superconductor (like *Pb*) and a *d*-wave high- $T_c$  superconductor (like orthorhombic *YBCO*) [1,9]. In fact, the solution for this particular case is well-known. It has been discussed by Sigrist et al [11] in a somewhat different context. In principle, we can obtain both an average and fluctuation contributions to the resulting TEP for this case, following the recipes of the previous Section. And in particular, it can be shown that the fluctuation contribution is still governed by expressions similar to the ones given by Eqs.(40)-(43) with an evident change in parameters,  $\alpha \rightarrow \alpha_n$  and  $\beta \rightarrow \beta_n$  for *s*- and *d*-wave superconductors. Since, however, the corresponding expressions are rather cumbersome, in what follows we restrict our analysis with the average values of the induced TEP only.

Assuming  $T_{cs} < T_{cd}$ , two temperature regions should be distinguished.

*a.  $T < T^*(\theta)$ .* In this region, the corresponding expressions for the equilibrium order parameters read (see Eqs.(29) and (30))

$$|\psi_{s0}|^2 = \frac{\beta_d a_s(T) - \Gamma(\theta) a_d(T)}{\Gamma^2(\theta) - \beta_s \beta_d}, \quad (52)$$

and

$$|\psi_{d0}|^2 = \frac{\beta_s a_d(T) - \Gamma(\theta) a_s(T)}{\Gamma^2(\theta) - \beta_s \beta_d}, \quad (53)$$

where the transition point  $T^*(\theta)$ , defined by the equation  $\psi_{s0}(T^*) = 0$ , is strongly  $\theta$ -dependent and deviates from an  $s$ -wave critical temperature  $T_{cs}$  as follows

$$T^*(\theta) = T_{cs} - \frac{\alpha_d \Gamma(\theta) \Delta T_c}{\alpha_s \beta_d - \alpha_d \Gamma(\theta)}, \quad (54)$$

where  $\Delta T_c \equiv T_{cd} - T_{cs}$ .

After substituting the solution given by Eqs.(52) and (53) into Eq.(25) we obtain for the average thermopower difference

$$\Delta S_{av}^I(T, \theta; \Delta T_c) = S_{p,av}^I(\theta; \Delta T_c) - B_{av}^I(\theta)[T^*(\theta) - T], \quad (55)$$

where

$$S_{p,av}^I(\theta; \Delta T_c) = \frac{\alpha_s}{2qN} \left[ \frac{\alpha_d^2 \Delta T_c}{\alpha_s \beta_d - \alpha_d \Gamma(\theta)} \right], \quad (56)$$

and

$$B_{av}^I(\theta) = \frac{2\alpha_s \alpha_d \Gamma(\theta) - \alpha_s^2 \beta_d - \alpha_d^2 \beta_s}{2qN[\Gamma(\theta)^2 - \beta_s \beta_d]}. \quad (57)$$

Here  $N = n_s n_d / (n_s + n_d)$  is a generalized carrier number density.

*b.*  $T^*(\theta) \leq T < T_{cd}$ . In this region we obtain from Eqs.(29) and (30)

$$|\psi_{s0}| = 0, \quad |\psi_{d0}|^2 = \frac{\alpha_d(T_{cd} - T)}{\beta_d}, \quad (58)$$

for the equilibrium order parameters. And the resulting mean-field thermopower difference in this region is

$$\Delta S_{av}^{II}(T, \theta) = S_{p,av}^{II}(\theta, \Delta T_c) + B_{av}^{II}[T - T^*(\theta)], \quad (59)$$

where

$$S_{p,av}^{II}(\theta; \Delta T_c) = 2S_{p,av}^I(\theta; \Delta T_c), \quad B_{av}^{II} = \frac{\alpha_d^2}{qN\beta_d}. \quad (60)$$

Figure 4 depicts the ratio  $T^*(\theta)/T_{cs}$  as a function of  $T_{cd}/T_{cs}$  for different  $\theta$ . As we can see, for the chosen set of parameters ( $\gamma_1 = \gamma_2 = \beta_s$  and  $n_d = n_s$ ), in the mixed  $s + id$  pairing state (with  $\theta = \pi/2$ , dashed line)  $T^*(\pi/2) = T_{cs}$  for all  $T_{cd}/T_{cs}$ . As it follows from Eqs.(56) and (57), this state is described by the following dependencies of the TEP peak and slope (below  $T^*$ )

$$S_{p,av}^I(\theta = \frac{\pi}{2}; \Delta T_c) = \frac{2\Delta_{d0}k_B}{qE_F^d} \left( 1 - \frac{T_{cs}}{T_{cd}} \right), \quad (61)$$

and

$$B_{av}^I(\theta = \frac{\pi}{2}) = \frac{3.52k_B^2}{qE_F^s} \left( 1 + \frac{E_F^s}{E_F^d} \right). \quad (62)$$

As it is evident from the above equations, in this regime the peak's amplitude  $S_p$  is entirely dominated by the critical temperatures difference  $T_{cd} - T_{cs}$  of the two superconductors while the slope  $B$  is governed by the corresponding Fermi energies. It would be interesting to test

the predicted behavior of the induced thermopower at such  $SD$  interface using a low- $T_c$   $s$ -wave and a high- $T_c$   $d$ -wave superconductors (like, e.g.,  $Pb$  and  $YBCO$ ).

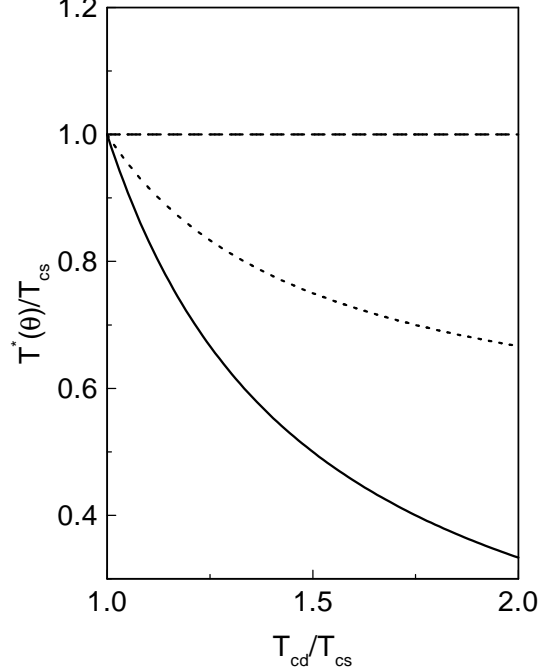


FIG. 4. The ratio  $T^*(\theta)/T_{cs}$  as a function of  $T_{cd}/T_{cs}$  for different  $\theta$  calculated according to Eq.(54). Solid, dashed, and dotted lines correspond to  $\theta = \pi$  ( $s - d$  state),  $\theta = \pi/2$  ( $s + id$  state), and  $\theta = \pi/4$ , respectively.

#### IV. CONCLUSION

In summary, to probe into the pairing state of high- $T_c$  superconductors, we calculated the differential thermopower  $\Delta S$  of  $SND$  junction in the presence of strong pair-breaking effects (due to the normal-metal layer  $N$ ) and charge-related interference effects (due to the chemical imbalance at  $SD$  interface) using the generalized Ginzburg-Landau theory for an admixture of  $s$ -wave and  $d$ -wave superconductors near  $T_c$ . The calculated thermopower was found to strongly depend on the relative phase  $\theta = \phi_s - \phi_d$  between the two superconductors (exhibiting a pronounced maximum near the mixed  $s + id$  state with  $\theta = \pi/2$ ) and their critical temperatures. The experimental conditions under which the predicted behavior of the induced thermopower could be observed were discussed.



## ACKNOWLEDGMENTS

We thank J. Annett, J. Clayhold and T.M. Rice for their interest in this work and very useful discussions. S.S. was financially supported by FNRS (Brussels, Belgium). M.A. was financially supported by the Minister of Education under contract No. ARC (94-99/174) of ULg.

---

\* e-mail: serge@gw.unipic.ulg.ac.be

- [1] D.J. van Harlingen, Rev. Mod. Phys. **67**, 515 (1995).
- [2] M. Sigrist and T.M. Rice, Rev. Mod. Phys. **67**, 503 (1995).
- [3] C. Bruder, A. van Otterlo, and G.T. Zimanyi, Phys. Rev. B **51**, 12904 (1995).
- [4] S. Yip, Phys. Rev. B **52**, 3087 (1995).
- [5] C.C. Tsuei, J.R. Kirtley, M. Rupp, J.Z. Sun, A. Gupta, M.B. Ketchen, C.A. Wang, Z.F. Ren, J.H. Wang, and M. Blushan Science **271**, 329 (1996).
- [6] C.-R. Hu, Phys. Rev. Lett. **72**, 1526 (1994).
- [7] Y. Tanaka and S. Kashiwaya, Phys. Rev. B **53**, R11957 (1996).
- [8] M.B. Walker, Phys. Rev. B **53**, 5835 (1996).
- [9] K.A. Kouznetsov, A.G. Sun, B. Chen, A.S. Katz, S.R. Bahcall, John Clarke, R.C. Dynes, D.A. Gajewski, S.H. Han, M.B. Maple, J. Giapintzakis, J.-T. Kim, and D.M. Ginsberg, Phys. Rev. Lett. **79**, 3050 (1997).
- [10] M. Sigrist, D.B. Bailey, and R.B. Laughlin, Phys. Rev. Lett. **74**, 3249 (1995).
- [11] M. Sigrist, K. Kuboki, P.A. Lee, A.J. Millis, and T.M. Rice, Phys. Rev. B **53**, 2835 (1996).
- [12] K. Kuboki and M. Sigrist, J.Phys. Soc. Jpn. **65**, 361 (1996).
- [13] A. Huck, A. van Otterlo, and M. Sigrist, Phys. Rev. B **56**, 14163 (1997).
- [14] D.L. Feder, A. Beardsall, A.J. Berlinsky, and C. Kallin, Phys. Rev. B **56**, R5751 (1997).
- [15] A.B. Kuklov, Phys. Rev. B **52**, R7002 (1995).
- [16] M. Matsumoto and H. Shiba, J. Phys. Soc. Jpn. **64**, 3384 (1995); *ibid.* **64**, 4867 (1995).
- [17] P.V. Shevchenko and O.P. Sushkov, Phys. Lett. **A236**, 137 (1997).
- [18] V. Gridin and W. Datars, Phys. Rev. B **43**, 3675 (1991).
- [19] V. Gridin, S. Sergeenkov, R. Doyle, P. de Villiers, and M. Ausloos, Phys. Rev. B **47**, 14594 (1993).
- [20] S. Sergeenkov, V. Gridin, P. de Villiers, and M. Ausloos, Physica Scripta **49**, 637 (1994).
- [21] V. Gridin, P. Pernambuco-Wise, C.G. Trendall, W.R. Datars, and J.D. Garrett, Phys. Rev. B **40**, 8814 (1989).
- [22] H.-C. Ri, F. Kober, R. Gross, R.P. Huebener, and A. Gupta, Phys. Rev. B **43**, 13739 (1991).
- [23] M. Ausloos and Ch. Laurent, Phys. Rev. B **37**, 611 (1988).
- [24] L. Reggiani, R. Vaglio, and A.A. Varlamov, Phys. Rev. B **44**, 9541 (1991).
- [25] W. Holm, Y. Eltsev, and O. Rapp, Phys. Rev. B **51**, 11992 (1995).
- [26] P. Clippe, Ch. Laurent, S.K. Patapis, and M. Ausloos, Phys. Rev. B **42**, 8611 (1990).
- [27] O. Cabeza, A. Pomar, A. Diaz, C. Torron, J.A. Veira, J. Maza, and F. Vidal, Phys. Rev. B **47**, 5332 (1993).
- [28] J.L. Cohn, E.F. Skelton, S.A. Wolf, J.Z. Liu, and R.N. Shelton, Phys. Rev. B **45**, 13144 (1992).
- [29] M. Houssa, H. Bougrine, S. Stassen, R. Cloots, and M. Ausloos, Phys. Rev. B **54**, R6885 (1996).
- [30] M. Houssa, M. Ausloos, R. Cloots, and H. Bougrine, Phys. Rev. B **56**, 802 (1997).
- [31] M. Ausloos, S.K. Patapis and P. Clippe, in *Physics and Materials Science of High Temperature Superconductors II*, R. Kossowsky, B. Raveau, D. Wohlleben, and S.K. Patapis, eds., vol. 209E in the NATO ASI Series (Kluwer, Dordrecht, 1992) pp. 755–785.
- [32] A. A. Varlamov and M. Ausloos, in *Fluctuation Phenomena in High Temperature Superconductors*, M. Ausloos and A. A. Varlamov, eds., vol. 32 in the NATO ASI Partnership Sub-Series (Kluwer, Dordrecht, 1997) pp. 3–41.
- [33] H.E. Stanley, *Introduction to Phase Transitions and Critical Phenomena* (Clarendon Press, Oxford, 1968).