

Lévy flights in quantum transport in quasi-ballistic wires.

M. Leadbeater^a, V.I. Falko^{b,c} and C.J. Lambert^b

^a *Max-Planck-Institut für Physik komplexer Systeme, Nöthnitzer Str. 38, 01187 Dresden, Germany*

^b *School of Physics and Chemistry, Lancaster University, Lancaster, LA1 4YB, UK*

^c *Département de Physique, Université Joseph Fourier, Grenoble 1, France*

(October 25, 2018)

Conductance fluctuations, localization and statistics of Lyapunov exponents are studied numerically in pure metallic wires with rough boundaries (quasi-ballistic wires). We find that the correlation energy of conductance fluctuations scales anomalously with the sample dimensions, indicating the role of Lévy flights. Application of a magnetic field deflects the Lévy flights which reduces the localization length. This deflection also breaks the geometrical flux cancellation and restores the usual Aharonov-Bohm type magneto-conductance fluctuations.

Pacs numbers: 05.40+j, 41.20.Jb, 42.25Bs, 72.10.Fk, 73.23-b

During recent years theoretical interest in mesoscopic systems has started to divert from studies of universal properties of ergodic systems, such as disordered metals, towards structures which are non-ergodic [1]. Ergodicity of diffusive conductors is provided by effective mixing of the phase space corresponding to the classical counterpart of quantum mechanics - due to quantum scattering at a short-range random potential. In non-ergodic systems, homogeneous mixing of classical phase space does not occur before the quantum state is formed. Although issues of non-ergodicity are usually addressed in a context of spectral and wave function statistics in closed systems, such as partly chaotic billiards [2–4], one may extend the notion of non-ergodicity to open systems and study its implications in quantum transport effects such as localization and conductance fluctuations. We distinguish below a class of disordered objects where a large part of classical phase space is not mixed [5] since the particle motion through it is not diffusive. These systems are pure metallic wires with rough edges corrugated at the length scale of the electron wavelength (quasi-ballistic wires) [6–13], where the existence of anomalously long grazing ballistic paths is known to lead to noticeable effects even in classical transport properties [14].

In the theory of dynamically generated random walks, ballistic paths with lengths very much exceeding the average have the name Lévy flights [15,16] and when the latter occur with a relatively high probability they determine a superdiffusion character of random motion. In diffusive wires with static short-range bulk impurities, the probability of finding a ballistic path η longer than the mean free path, l is exponentially small, $\sim \exp(-\eta/l)$. This leads to the normal diffusion relation between the variance of the lengths of random walk paths and the system size and gives the 'ergodic' form for the correlation energy of conductance fluctuations, $E_c \sim \hbar D/L^2$ [1]. A natural example of a classically superdiffusive system with static disorder is a pure metallic wire with corrugated edges, where Lévy flights are just those grazing ballistic trajectories which cross it at a small angle,

$\alpha \ll 1$, to the wire axis. In wires with only edge disorder, ballistic segments $\eta = W/\sin \alpha$ much longer than the sample width appear with the probability $\sim \eta^{-2}$ for $\eta \gg W$. Below we report the results of numerical simulations of quantum transport in quasi-ballistic wires with edges which are rough on an atomic scale. We analyze the effects of superdiffusion on the correlation properties of mesoscopic conductance fluctuations, $\delta G(\epsilon, B)$ and the effect of a magnetic field on the localization length, L_c . To anticipate a little, the correlation energy of conductance fluctuations we found scales anomalously with the system size as $E_c = \frac{1}{2} \hbar W v_F L^{-2} \ln(\frac{L}{1.7W})$. Although geometrical flux cancellation [8–10] hinders the conventional crossover in the localization effects between the orthogonal and unitary symmetry classes [17,18], we observe the usual Aharonov-Bohm magnetoconductance fluctuations due to the deflection of Lévy flights by a magnetic field (which transforms part of them into skipping orbits). This deflection breaks the flux cancellation rules and also determines the magnetic field dependence of the localization length which is different to that obtained in ergodic (with bulk impurities) disordered systems.

The results presented below are based upon numerical solution of a two-dimensional Anderson Hamiltonian on a square lattice, $H = \sum_i |i\rangle \epsilon_i \langle i| - V \sum_{\langle ij \rangle} |i\rangle \langle j|$, where $\langle ij \rangle$ denotes nearest neighbour sites i and j . The structure considered consists of two ideal leads of width W attached to a scattering region W sites wide and L sites long (all lengths are in units of the lattice constant a). In the absence of a magnetic field, the off-diagonal matrix elements $V = 1$ determine the width of the energy band. Within the leads and in the centre of the scattering region (when modeling clean wires with rough boundaries), the diagonal matrix elements were $\epsilon_i = \epsilon_0$ (with $\epsilon_0 > 1$, which keeps the Fermi level away from the van Hove singularity in the band center). For simulating bulk disorder, the ϵ_i in the scattering region are taken uniformly from the interval $-U/2 < \epsilon_i - \epsilon_0 < U/2$ where U is the disorder strength. For sites on the boundary, $\epsilon_i = \epsilon_0 + \epsilon_B$

where $\epsilon_B = 10^4$. The rough structure of the boundary was generated by having an equal probability of either 0, 1 or 2 sites at each edge with on-site potential $\epsilon_0 + \epsilon_B$ [19]. To simulate the effect of a magnetic field, we incorporate a Peierls phase factor into V in the scattering region. Numerical decimation techniques [20] were used to compute the Greens function for each given realization of disorder. From these the transmission matrix tt^\dagger was found and diagonalized. Its eigenvalues, T_n , were analyzed statistically and used to compute the conductance $G = \sum_n T_n$, which we measure in units of $\frac{e^2}{h}$. Note that numerical results presented here describe a model system without any decoherence (*i.e.*, without any inelasticity).

The effect of Lévy flights can be easily identified in our numerical results of quantum transport in pure wires with edge disorder. Rather than consider the statistics of the T_n 's it is more useful to introduce the parametrization $T_n = 1/\cosh^2(L/\xi_n)$ and consider the distribution, $P(\xi^{-1})$, of inverse localization lengths or Lyapunov exponents. This is shown in Fig. 1(a) for 4 series of quasi-ballistic wire samples with $W = 15$ (giving a mean width of 13) and lengths $L = 52$ (A), 104 (B), 208 (C) and 416 (D), and a series of samples (U) with bulk 'defects'. As pointed out by Tesaiovich *et al* [7] and verified numerically in Ref. [11], the length of Lévy flights, η_{\max} , is limited in quantum systems. This is because uncertainty in the transverse momentum, $\delta k_\perp \sim \hbar/W$, in a wire with a finite width sets a quantum limit to the angles $W/\eta \sim \alpha > \delta\alpha \sim \delta k_\perp/k_F \sim \lambda/W$ which can be assigned to a classically defined ballistic segment [10]. This sets the cut-off $\eta_{\max} = W^2/\lambda_F$, and a finite localization length $L_c \sim \frac{\pi W^2}{\lambda_F}$. Samples from the series A and B meet the criterion $L < L_c$ and the distribution of the Lyapunov exponents obtained in them has a pronounced peak at small ξ^{-1} corresponding to eigenvalues $T_n \approx 1$. This should be compared to the plateaux-like [21] distribution $P(\xi^{-1})$ reproduced using the same numerical procedure in a sample from the series U. Note a finite width of the ballistic peak in $P(\xi^{-1})$ and that $P(0) = 0$. The enhanced density of small ξ^{-1} can be identified even in samples from the series C and D with $L \approx L_c$, where $P(\xi^{-1})$ starts to show a periodic modulation specific to the localized regime where the spectrum of Lyapunov exponents tends to crystallize [18,22].

The distribution of the eigenvalues of the transmission matrix results in a finite-width distribution of conductances and, hence, conductance fluctuations. The statistics of conductance fluctuations, $P(G)$, for wires with edge disorder is shown in Fig. 1(b) (for the case of zero magnetic field) for the series A, $W = 15$, $L = 52 < L_c \sim \pi W^2/\lambda_F \sim 200$, $\langle G \rangle \approx 2.0$ (the distribution is almost Gaussian) and C, $W = 15$, $L = 208 \sim L_c$, $\langle G \rangle \approx 0.71$. The distribution function $P(G)$ is the result of the analysis of various realizations of disorder. We shall denote such averaging over realizations by $\langle \dots \rangle$. When calcu-

lating correlation functions, we also add averaging over energy. The sample length dependence of the correlation energy, $E_c(L)$, of the fluctuation pattern found from the half-height of the correlation function $\langle \delta G(\epsilon) \delta G(\epsilon + \delta\epsilon) \rangle$ is shown in Fig. 1(c). For comparison, $E_c(L) \sim L^{-2}$ is also shown for bulk-disordered samples (U), which serves us as a reference case.

In wires with edge disorder ballistic segments $\eta = W/\sin \alpha$ much longer than the sample width appear with the probability $\pi^{-1} |\frac{d\eta(\alpha)}{d\alpha}|^{-1} \sim \eta^{-2}$ for $L > \eta \gg W \gg \lambda_F$ and this gives rise to a difference of the correlation energy sample length dependence from the aforementioned ergodic law. The correlation energy is determined by the lowest eigenvalue in the relaxation spectrum of the diffusion operator. In the anomalous case, the diffusion process is described by the integral equation

$$P\left(\frac{t}{\tau}; x, x'\right) = \frac{1}{2} \int_{-\frac{t}{2W}}^{\frac{t}{2W}} \frac{P\left(\frac{t}{\tau} - \sqrt{1 + (x-y)^2}; y, x'\right)}{[1 + (x-y)^2]^{3/2}} dy$$

with initial conditions $P(t=0; x, x') = \delta(x-x')$. The correlation function $P(t/\tau; x, x')$ describes the probability density to find a particle at the diffusively scattering edge of a sample symmetrized over both wire edges, and it is represented in the coordinates along the wire axis normalized by the wire width. The time is normalized by the ballistic time, $\tau = W/v_F$. The solution of this equation in a long system can be found by taking the Fourier transform,

$$P(\omega, q) = \frac{1}{\Pi} = \left[1 - \int_{-\infty}^{\infty} \frac{\exp(iqx + i\omega\sqrt{1+x^2})}{2[1+x^2]^{3/2}} dx \right]^{-1}.$$

To study the low-lying spectrum of $P(\omega, q)$, we expand Π over $\omega \ll 1$, and find that,

$$\Pi \approx (1 - qK_1(q)) - \frac{i\pi\omega}{2} + \frac{\omega^2 K_0(q)}{2} + \dots$$

where K_n are Bessel functions. In the limit of $q \ll 1$ this gives

$$\Pi \approx -i\frac{\pi}{2}\omega + \frac{1}{2}q^2 \ln\left(\frac{2e^{1/2-\gamma}}{q}\right). \quad (1)$$

For a sample of length L , we take $q_{\min} = \pi W/L$ and get

$$E_c \sim \frac{\hbar v_F W \ln(L/cW)}{2L^2}, \quad c = \frac{\pi}{2} e^{\gamma-1/2} \approx 1.7, \quad (2)$$

where γ is Euler's constant. The anomalous dependence in this analytical result describes a faster escape of a particle from a quasi-ballistic wire, as compared to a bulk-diffusive one, and it is represented by the solid curve in Fig. 1(c). Note that to relate the above semiclassical analysis to purely quantum numerical simulations, we use an effective sample width $\langle W \rangle - \lambda_F$. In addition,

it is possible to calculate the variance of conductance fluctuations in a quasi-ballistic case, $\langle \delta G_{\text{qb}}^2 \rangle$. This has been done by evaluating the probabilities of two paths to encounter each other at two scatterers, which uses the result of Eq. (1). Such a calculation shows that $\langle \delta G_{\text{qb}}^2 \rangle / \langle \delta G_{\text{erg}}^2 \rangle = \frac{64}{\pi^4} \approx 0.66$, whereas the numerical result obtained for a system with $W = 15$ and $L = 104$ is $\langle \delta G_{\text{qb}}^2 \rangle / \langle \delta G_{\text{erg}}^2 \rangle \approx 0.72$.

Another feature of quasi-ballistic wires is flux cancellation [8–10], which is an exact geometrical fact in ballistic systems with parallel edges. Because of this cancellation, no Aharonov-Bohm flux can be encircled by loops composed of a sequence of ballistic flights between sample boundaries. In the metallic regime, $L < L_c$, the curving of an electronic trajectory by a magnetic field reduces the length of the longest ballistic paths, so that the conductance $\langle G \rangle$ declines when the transverse deflection of the Lévy flights, $\delta x_{\perp} \approx \frac{1}{2}(e v_F B / mc)(L / v_F)^2 \sim B L^2 \lambda_F / \phi_0$ becomes larger than the wire width, $\delta x_{\perp} \geq W$:

$$\text{at } B > B_{\text{defl}} \sim \phi_0 W / (\lambda_F L^2) \sim (L_c / L)(W L)^{-1} \phi_0. \quad (3)$$

This effect is present both in the averaged (over disorder) conductance for samples from series A and B shown in Fig. 2(a) and in the suppression of a peak at ξ^{-1} in $P(\xi^{-1})$ in Fig. 2(b) for samples from the same series, as in Fig. 1(a). The conductance $\langle G \rangle$ decreases up to the field where the electron cyclotron radius R_c becomes commensurate with the wire width W . At such a field, $B_{\text{com}} = 0.55 \frac{\hbar k_f}{e W}$ [14], the magnetoconductance has a minimum followed by a rise and formation of the quantum Hall effect plateaux after which any electron cyclotron orbit either decouples from the edges, or skips independently along each of them [23].

The shortening of the length of Lévy flights reduces the localization length in a wire. In samples from the series C and D (also shown in Fig. 2(b)), localization appears to be stronger in a field than at $B = 0$: The crystallization in the spectrum of ξ^{-1} prevails, which reflects the fact, supported by the analysis of longer wires (up to $L = 1040$), that the localization length is shortened by a field. This tendency, illustrated in Fig. 2(c) (solid curve), is opposite to the behavior of $L_c(B)$ [17,18] in diffusive samples from the U-series (dashed curve). The relevant scale of magnetic fields at which the tendency of the localization length to shorten in quasi-ballistic wires starts, $\phi_0 \lambda_F / W^3$, can be obtained from B_{defl} by replacing the sample length L with L_c , which formally gives a similar scale as a field which would provide the Aharonov-Bohm type of a crossover in L_c between two symmetry classes, so that the latter is hindered by the deflection effect.

The same deflection of Lévy flights at $B > B_{\text{defl}}$ also breaks the geometrical flux cancellation and restores the ability of a pair of electron paths to encircle a magnetic flux $\sim L W B$. At this field the longest ballistic flights, which still dominate transport, transform into skipping

orbits so that the electron path inside a sample acquires segments which do not cross the wire: They start and end on the same edge. On the one hand, the positive magnetoconductance, which could result from the suppression of the weak localization correction developed at the field scale of $B \sim B_{\text{defl}}$, is mostly hindered by a larger negative classical effect. On the other hand, the break-down of geometrical flux cancellation manifests itself in pronounced magnetoconductance fluctuations $\delta G(B) = G(B) - \langle G \rangle$ illustrated by an example in Fig. 3(a) (solid line), which shows the conductance $G(B)$ of a single sample, along with results from a sample from the U-series (dashed line - this has been shifted by 1 vertically for clarity). The variance of fluctuations is shown in Fig. 3(b). From analyzing the auto-correlation function as a function of magnetic field, we deduce the sample length dependence of the correlation magnetic field B_c in quasi-ballistic samples. It corresponds to the magnetic field flux through the sample area equal to $2.5 \phi_0$, in comparison with $1.5 \phi_0$ that we get in the bulk-disordered case. This seems to explain an earlier experimental observation [24].

The authors thank C.W.J. Beenakker for discussions. VF acknowledges financial support from EPSRC.

-
- [1] *Mesoscopic Effects in Solids*, ed. by B.L. Altshuler, P.A. Lee, R. Webb, North Holland Publ., Amsterdam 1992
 - [2] M.V. Berry, Proc. Roy. Soc. A **400**, 229 (1985)
 - [3] M.Gutzwiller, *Chaos in classical and quantum mechanics*, Cambridge Univ. Press 1992
 - [4] A.V. Andreev *et al*, Phys. Rev. Lett. **76**, 3947 (1996)
 - [5] I.L.Aleiner, A.I.Larkin, Phys. Rev. B **54**, 14423 (1996)
 - [6] A.McGurn, A.Maradudin, Phys. Rev. B **30**, 3136 (1984)
 - [7] Z. Tesanovich, M.C. Jaric, S. Maekawa, Phys. Rev. Lett. **57**, 2760 (1986)
 - [8] V.K. Dugaev, D.E. Khmelnitskii, JETP **59**, 1038 (1984)
 - [9] C.W.J.Beenakker, H. van Houten, Phys.Rev. B **37**, 6544 (1988); *ibid.* B **38**, 3232 (1988)
 - [10] V.I.Falko, Journ.Phys. Cond.Matt. **2**, 3797 (1990)
 - [11] K.Nikolic, A.MacKinnon, Phys. Rev. B **50** 11008 (1994)
 - [12] N. Zhu, Hong Guo and R. Harris, Phys. Rev. Lett. **77**, 1825 (1996)
 - [13] J.Sanchez-Gil, V.Freilikher, I.Yurkevich, A.Maradudin, Phys. Rev. Lett. **80**, 948 (1998)
 - [14] A.B. Pippard, *Magnetoresistance in Metals*, Cambridge Univ. Press 1989
 - [15] J.P. Bouchaud, A. Georges, Phys. Rep. **195**, 127 (1990)
 - [16] *Lévy Flights and Related Topics in Physics*, M.F. Shlesinger, G.M. Zaslavsky, U. Frisch (Eds.), Springer Verlag 1994
 - [17] K.B. Efetov, *Supersymmetry in disorder and chaos*, Cambridge Univ. Press 1997
 - [18] J.-L. Pichard *et al*, J. Phys. France **51**, 587 (1990); A.D. Stone *et al*, in Ref. [1]

- [19] With this choice the mean width of the scattering region along its length is $W-2$. Note that the dispersion relation is $E = \epsilon_0 - 2V(\cos(k_x a) + \cos(k_y a))$ and for Lévy flights we take the Fermi velocity to be that along the wire axis (i.e. $k_y = 0$) $\hbar v_F = 2Va \sin(k_x a)$. The choice of $E = 0$, $\epsilon_0 = 1.6V$ leads to $\lambda_F \approx 3.7a$ and $\hbar v_F = 1.96Va$ and for $E = 0$, $\epsilon_0 = 1V$ we have $\lambda_F \approx 3.2a$ and $\hbar v_F = 1.74Va$
- [20] C.J.Lambert, D.Weaire, Phys.Stat.Sol. B**101**, 591(1980)
- [21] J.T. Chalker, A. Macedo, Phys. Rev. Lett. **71**, 3689 (1993); C.W.J. Beenakker, B. Rejaei, *ibid.* 3689 (1993)
- [22] K. Frahm, Phys. Rev. Lett. **74**, 4706 (1995)
- [23] T. Ando, H. Tamura, Phys. Rev. B**46**, 2332 (1992); H. Akera, T. Ando, *ibid.* B**43**, 11676 (1991). The latter happens at $B_m \approx 2 \frac{\phi_0}{\lambda_F W}$ which is $0.05\phi_0/a^2$ for $\epsilon_0 \approx 1$, and we estimate $B_{com} \approx 0.0135\phi_0/a^2$, in agreement with numerically found values.
- [24] H. van Houten *et al*, Superlatt. Microstr. **3**, 497 (1988)

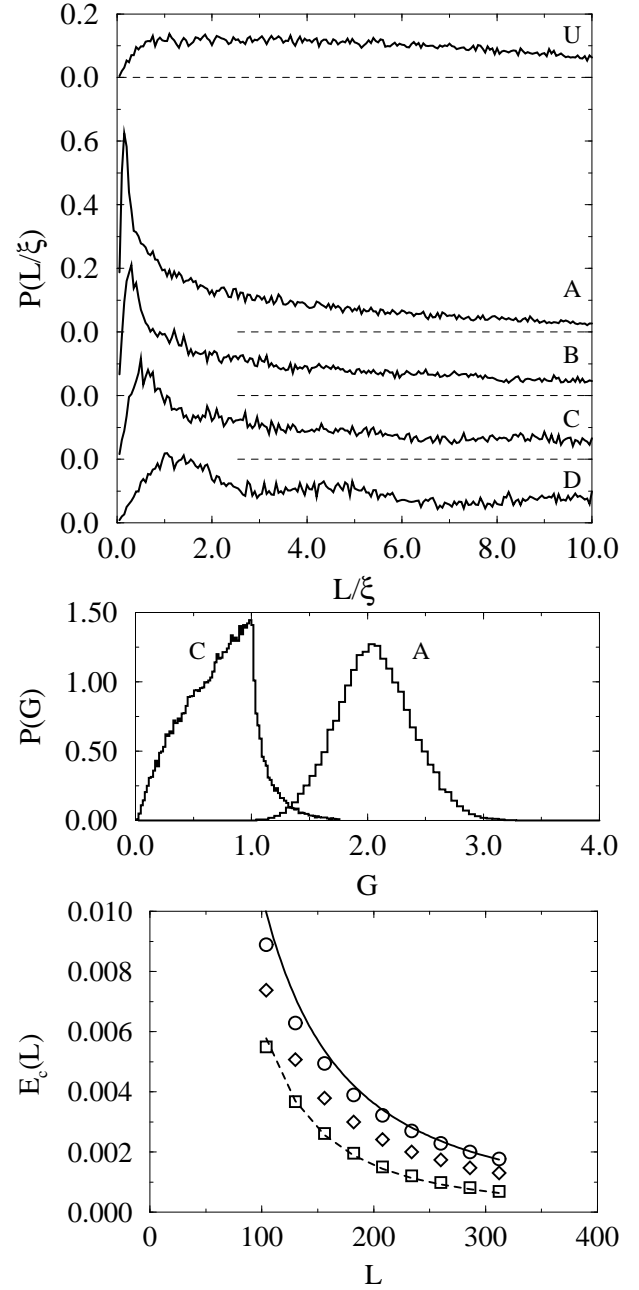


FIG. 1. (a) Distribution function $P(L/\xi)$ for 4 quasi-ballistic samples with $W=15$ and $L=52$ (A), 104(B), 208(C) and 416(D) and for one wire (U) with on-site bulk disorder $U = 2.0$ (nominal mean free path $l \approx 8.5$, $W = 15$ and $L = 52$). (b) shows $P(G)$ for the two quasi-ballistic structures A and C. (c) shows $E_c(L)$ for quasi-ballistic wires with $\epsilon_0 \in [1.5, 1.7]$ (circles) and $\epsilon_0 \in [1.0, 1.2]$ (diamonds) and for a wire from the U series (squares). Also shown is the analytical result (eq. (2) - solid curve) with $\hbar v_f = 12.3$ and $W = 9.3$ [15]. The dashed curve is the ergodic law $E_c \sim hD/L^2$ with $hD = 62.5$.

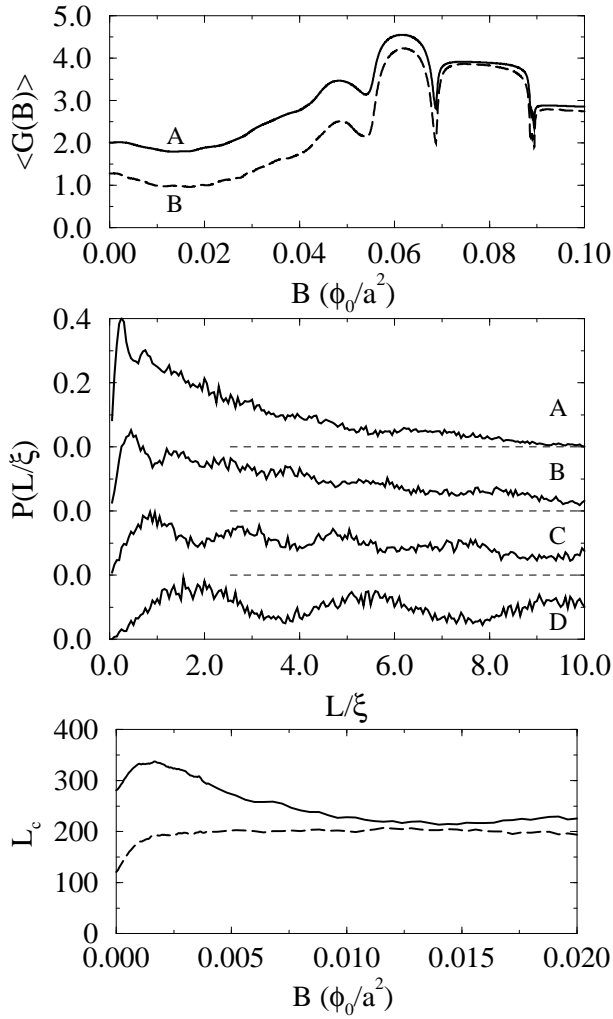
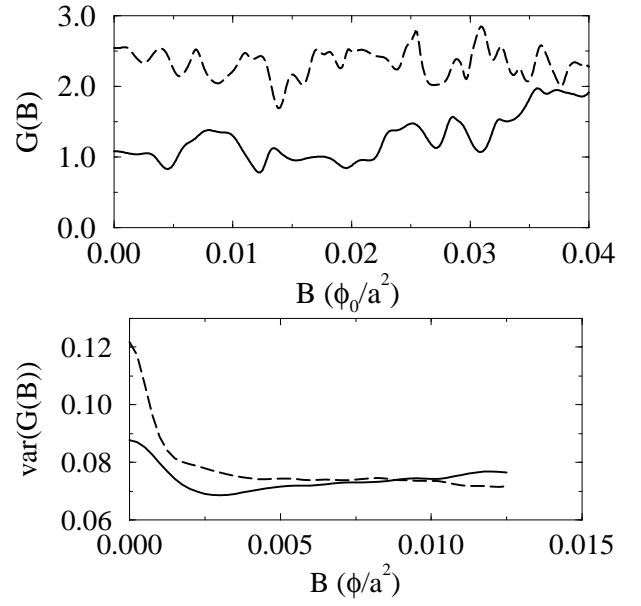


FIG. 2. (a) The ensemble averaged conductance as a function of a magnetic field for wires from the A and B series. (b) The same curves (A-D) as for Fig. 1(b) but at finite magnetic field $B = 0.02\phi_0/a^2$. (c) the localisation length for quasi-ballistic (solid curve) and disordered (dashed curve - bulk mean free path $l \approx 8.5$) wires.



3(a) Conductance for one quasi-ballistic wire (solid curve) from the B series and one disordered wire (dashed curve - mean free path $l \approx 16$). 3(b) Variance $\text{var}(G(B))$ for quasi-ballistic wires from the B series (solid curve) and disordered wires (dashed curve - mean free path $l \approx 16$).