

Theory of Magneto-Acoustic Transport in Modulated Quantum Hall Systems Near $\nu = 1/2$

Nataliya A. Zimbovskaya and Joseph L. Birman

Department of Physics, The City College of CUNY, New York, NY, 10031, USA

(Dated: June 17, 2021)

Motivated by the experimental results of Willett et al [Phys.Rev. Lett. **78**, 4478 (1997)] we develop a magnetotransport theory for the response of a two-dimensional electron gas (2DEG) in the fractional quantum Hall regime near Landau level filling factor $\nu = 1/2$ to the surface acoustic wave (SAW) in the presence of an added periodic density modulation. We assume there exists a composite fermion Fermi surface (CF-FS) at $\nu = 1/2$, and we show that the deformation of the circular CF-FS due to the density modulation can be at the origin of the observed transport anomalies for the experimental conditions. Our analysis is carried out particularly for the nonlocal case which corresponds to the SAW experiments. We introduce a new model of a deformed CF-FS. The model permits us to explain anomalous features of the response of the modulated 2DEG to the SAW near $\nu = 1/2$: namely, the nonlinear wave vector dependence of the electron conductivity, the appearance of peaks in the SAW velocity shift and attenuation and the anisotropy of the effect, all of which originate from contributions to the conductivity tensor due to the regions of the CF-FS, which are flattened by the applied modulation.

PACS numbers: 71.10 Pm, 73.40 Hm, 73.20 Dx

I. INTRODUCTION

Surface acoustic waves (SAW) propagating above a two dimensional electron gas (2DEG) in GaAs/AlGaAs heterostructures in a strong magnetic field change their properties due to the conductivity of the adjacent electron system. Hence, the SAW experiments provide an efficient tool for experimental studies of the conductivity of two dimensional electron systems in Quantum Hall states at even denominator filling factors ν [1, 2, 3, 4, 5, 6]. It was observed repeatedly that the dependence of the SAW velocity shift on the magnetic field B exhibits a pronounced minimum at B corresponding to $\nu = 1/2$, implying a maximum in the conductivity. Exactly at $\nu = 1/2$ the conductivity appeared to be linear in the sound wave vector q when the wave length is small enough. These results are in good agreement with theoretical calculations based on the Chern-Simons approach of Halperin, Lee and Read (HLR) [7, 8], describing the Quantum Hall State at and near $\nu = 1/2$, thus providing strong support for this theory. The HLR theory corresponds to the physical picture of the electrons decorated by attached quantum flux tubes which are the relevant fermionic quasiparticles of the system (so called composite fermions (CF)). Near half filling the CFs move in the reduced effective magnetic field $B_{eff} = B - 4\pi\hbar cn/e$ (n is the electron density). Just at $\nu = 1/2$ the CFs form a Fermi sea and exhibit a Fermi surface (FS). The CF-FS is a circle in a two dimensional (2D) quasimomenta space and its radius p_F equals $\sqrt{4\pi n\hbar^2}$.

Due to the piezoelectric properties of GaAs, the velocity shift ($\Delta s/s$) and the attenuation rate (Γ) for the SAW, propagating along the x axis across the surface of a heterostructure, containing 2DEG, take the form

[9, 10, 11]:

$$\frac{\Delta s}{s} = \frac{\alpha^2}{2} \text{Re} \left(1 + \frac{i\sigma_{xx}}{\sigma_m} \right)^{-1}; \quad (1)$$

$$\Gamma = -q \frac{\alpha^2}{2} \text{Im} \left(1 + \frac{i\sigma_{xx}}{\sigma_m} \right)^{-1}. \quad (2)$$

Here $\mathbf{q}, \omega = sq$ is the SAW wave vector and frequency, α is the piezoelectric coupling constant, $\sigma_m = \varepsilon s/2\pi$, ε is an effective dielectric constant of the background and σ_{xx} is the component of the electron conductivity tensor.

According to the semiclassical CF theory, the electron resistivity tensor ρ (at finite q and ω) is given by [8]:

$$\rho = \sigma^{-1} = \rho^{CF} + \rho^{CS} \quad (3)$$

where ρ^{CF} is the CF resistivity tensor which has to be calculated by means of a Boltzmann transport equation; the contribution ρ^{CS} arises due to a fictitious magnetic field which originates from the Chern-Simons formulation of the theory. This tensor contains only off diagonal elements $\rho_{xy}^{CS} = -\rho_{yx}^{CS} = 4\pi\hbar/e^2$.

This work was stimulated by the new results obtained near $\nu = 1/2$ on samples whose electron density was periodically modulated in one direction by applying an additional static electric field [12, 13]. In summary, it was observed in the experiments [12] that the periodic density modulation in the 2DEG produces dramatic and highly anisotropic response to the SAW. When the density modulation wave vector \mathbf{g} is orthogonal to the SAW wave vector \mathbf{q} , the minimum in the magnetic field dependence of the sound velocity shift at $\nu = 1/2$ was converted to a large maximum. The maximum was observed only for sufficiently large modulation wave vectors and sufficiently high magnitudes of the electric field producing

the electron density modulation. In some experiments reported in Ref. [12] the peak disappeared on further increasing the electron density modulation but was replaced by a minimum in the SAW velocity shift again. In the case when the SAW propagated along the electron density modulation direction no anomaly in the electron system response was observed.

In the framework of the HLR approach we can see that the grating will influence the CF system in two ways: through the direct effect of the modulating potential and through the effect of the magnetic field $\Delta B(\mathbf{r})$ proportional to the local density modulation $\Delta n(\mathbf{r})$ [$\Delta B(\mathbf{r}) = -4\pi\hbar c\Delta n(\mathbf{r})/e$]. The latter was analysed recently [14] under the conditions $q \ll g$, $ql \ll 1$ (l is the mean free path of the CF). It was shown that under these conditions the corresponding component of the 2DEG conductivity (σ_{xx} , for the SAW propagating along x axis at $\mathbf{q} \perp \mathbf{g}$) has an additional term proportional to $(\Delta n/n)^2$ [Δn is the amplitude of the density modulation $\Delta n(\mathbf{r})$]. This term arises due to the inhomogeneity of the field B_{eff} in modulated structures and increases on increasing B_{eff} . According to Eq. (1), it corresponds to the peak in the SAW velocity shift $\Delta s/s$ at $\nu = 1/2$. Similar results under the same conditions ($q \ll g$, $ql \ll 1$) were obtained in Ref. [15].

The relative magnitude of the effect of electric modulations compared to magnetic modulations was estimated in Refs. [16, 17, 18] in which the magnetotransport problem in modulated 2DEG in low magnetic fields was treated. It was shown that corrections to the conductivity arising due to magnetic modulations are larger by a factor $(k_F/g)^2$ than the corresponding corrections in the case of the electric modulations for equal modulation strength. In recent work by two groups [14, 15], this estimate was applied to modulated 2DEG in quantum Hall regime, and as a result, they concluded that the effect of electric modulating potential is small compared to the effect of inhomogeneity of the effective magnetic field.

However, neither Refs [16, 17, 18] nor [14, 15] took into account that a periodic modulating electric field can deform the originally circular CF-FS. We can recall the analogous situation of the action of an extra crystalline field on the Fermi surface of a conventional metal. In the case of a modulated 2DEG, the modulation wave vector \mathbf{g} replaces the reciprocal-lattice vector of the conventional metal.

In the *local* regime this deformation of the CF-FS does not significantly influence results concerning dc transport of the modulated 2DEG both in quantum Hall regime and in low magnetic fields, because under these local conditions all segments of the FS of relevant quasiparticles contribute to the response functions essentially equally. Thus the difference in shape between the deformed and undeformed FSs does not lead to any significant changes of the 2DEG conductivity. So in study of dc transport problems, the deformation of the FS by a modulating po-

tential can be ignored, and the effect of both electric and magnetic modulations can be treated as small perturbations, which cause the appearance of small corrections to the Drude conductivity tensor of the corresponding homogeneous CF system.

In contrast, the response of a modulated 2DEG to an extra perturbation (in our case SAW) propagating in the *nonlocal* regime can be essentially changed due to a small deformation of the CF-FS. For the nonlocal regime ($ql > 1$), the most important mechanism of absorption of the energy of the electric field accompanying the SAW is not connected with quasiparticle scattering: it is Landau damping. Therefore, the main contribution to the conductivity originates from those small effective parts of the FS where the quasiparticle velocity vector \mathbf{v} and the SAW wave vector \mathbf{q} are nearly transverse ($\mathbf{q} \cdot \mathbf{v} \approx 0$).

Again we recall that in metals the local geometry of the "effective" parts of the FS can influence significantly the electron conductivity and, consequently, the acoustic attenuation and the velocity shift in the limit of large q ($ql \gg 1$) [16, 17, 18]. The conductivity and associated observables are extremely sensitive to small local anomalies in the FS geometry such as parabolic points or points of flatness and to a local change in the topology of the FS. The linear response functions of the CFs at $ql > 1$ are also expected to be sensitive to the local changes of their FS geometry.

In the study of nonlocal response of modulated CF system, we cannot neglect the effect of deformation of the CF-FS. As a cause of the deformation of the CF-FS, the scalar potential modulation caused by the ruled grating can be very important at $ql > 1$ although the change of CF energy due to the electric modulation is small. In this paper we will show that a modulation-induced deformation of the CF-FS can be at the origin of the observed transport anomalies.

II. THE MODEL

The CF-FS is assumed to be a circle at $\nu = 1/2$, in the absence of modulation. It can be significantly distorted due to the modulating electric field as we now show. Assume that electronic density is modulated in the y -direction and the modulation period is small enough ($\hbar g > 2p_F$). Using the nearly free electron model one can obtain the energy-momentum relation for the CF in the form:

$$E(\mathbf{p}) = \frac{p_x^2}{2m^*} + \frac{p_y^{*2}}{2m^*} + \frac{(\hbar g)^2}{8m^*} - \sqrt{\left(\frac{\hbar g p_y^*}{2m^*}\right)^2 + V_g^2}. \quad (4)$$

Here $p_y^* = p_y - \hbar g/2$, m^* is the CF effective mass; V_g is the magnitude of the quasiparticle potential energy in the periodic electric field. V_g is assumed to be small in comparison with the quasiparticles Fermi energy E_F .

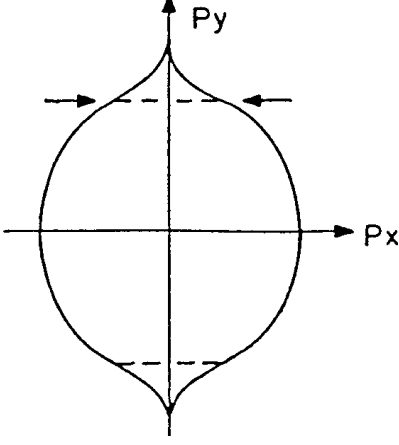


FIG. 1: The shape of the CF-FS deformed due to an external periodic modulation in the "y" direction in the almost free electron approximation (solid line) at $2p_F < \hbar g$ and the CF-FS corresponding to Eq.(8) (dashed line).

Calculating the FS curvature:

$$K = \frac{1}{v^3} \left(2v_x v_y \frac{\partial v_x}{\partial p_y} - v_x^2 \frac{\partial v_y}{\partial p_y} - v_y^2 \frac{\partial v_x}{\partial p_x} \right) \quad (5)$$

with $v = \sqrt{v_x^2 + v_y^2}$ one can find it tending to zero when p_x tends to $\pm p_F (V_g/E_F)^{1/2}$ (See Fig.1).

In the vicinities of the corresponding points on the FS the quasiparticles velocities are nearly parallel to the y -direction. So these parts of the FS contribute strongly to the attenuation and velocity shift of the SAW, propagating in the x -direction. Near these zero curvature points we will use asymptotic expressions for Eq.(4). Determining (p_{x0}, p_{y0}) by $p_{x0} = \zeta p_F$, $p_{y0} = p_F [1 - (1/\sqrt{2})\zeta^2]$, where $\zeta = \sqrt{V_g/E_F}$, $E_F = p_F^2/2m^*$, we can expand the variable p_y in powers of $(p_x - p_{x0})$, and keep the lowest-order terms in the expansion. We obtain:

$$p_y - p_{y0} = -\zeta(p_x - p_{x0}) - \frac{2}{\zeta^4} \frac{(p_x - p_{x0})^3}{p_F^2}. \quad (6)$$

Near p_{x0} , where $(|p_x - p_{x0}| < \zeta^2 p_F)$ the first term on the right side of Eq.(6) is small compared to the second one and can be omitted.

Hence near p_{x0} we have:

$$E(\mathbf{p}) = \frac{4}{\zeta^4} \frac{p_F^2}{2m^*} \left(\frac{p_x - p_{x0}}{p_F} \right)^3 + \frac{p_y^2}{2m^*}. \quad (7)$$

The "nearly free" particle model can be used when ζ^2 is very small. For larger V_g corresponding to $\Delta n/n$ of the order of a few percent (as in the experiments [12]) the local flattening of the CF-FS can be more significant. To analyze the contribution to the conductivity from these

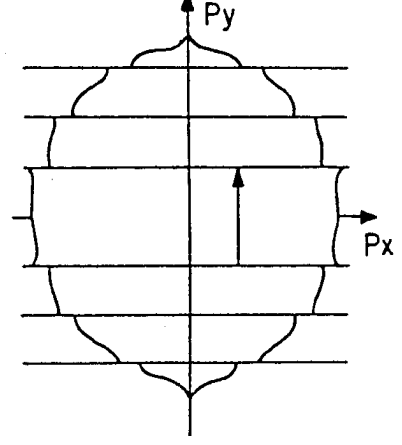


FIG. 2: The deformation of the CF-FS in modulated 2DEG system in the almost free electron approximation under the condition $2p_F < \hbar g$. The modulation wave vector \mathbf{g} is directed along the "y" axis.

flattened parts we generalize the expression for $E(\mathbf{p})$ and define our dispersion as:

$$E(\mathbf{p}) = \frac{p_0^2}{2m_1} \left| \frac{p_x}{p_0} \right|^\gamma + \frac{p_y^2}{2m_2}, \quad (8)$$

where p_0 is a constant with the dimension of momentum, the m_i are effective masses, and γ is a dimensionless parameter which will determine the shape of the CF-FS. When $\gamma > 2$ the 2D CF-FS looks like an ellipse flattened near the vertices $(0, \pm\sqrt{m_2/m_1}p_0)$. Near these points the curvature is:

$$K = -\frac{\gamma(\gamma-1)}{2p_0\sqrt{m_1/m_2}} \left| \frac{p_x}{p_0} \right|^{\gamma-2} \quad (9)$$

and, $K \rightarrow 0$ at $p_x \rightarrow 0$. The CF-FS will be the flatter at $(0, \pm\sqrt{m_2/m_1}p_0)$, the larger is the parameter γ . A separate investigation is required to establish how γ depends on V_g . Here we postulate Eq.(8) as a natural generalization of Eq.(7) and we then derive the resulting SAW response. Thus (8) is our concrete new model for the deformed CF-FS.

When $p_F > \hbar g$ we have to consider the CF-FS as consisting of several branches belonging to several "bands" or Brillouin zones as is shown at Fig. 2. The modulating potential wave vector \mathbf{g} in this case determines the size of the "unit cell". (If the modulating potential is applied in one direction as in experiments [12] the "unit cell" is a strip extended transverse to \mathbf{g}). However with this condition we may expect some branches of the CF-FS to be flattened. We believe this model (8) captures the important aspects of the physics; and in addition it leads to analytical results as shown below.

III. THE CF CONDUCTIVITY TENSOR AT $\nu = 1/2$

Representing the CFs as semiclassical particles with simultaneously defined values of position and momentum we can introduce their distribution function in phase space $F(\mathbf{r}, \mathbf{p}, t)$. For the equilibrium state of CFs the distribution function is the Fermi-Dirac function f_p depending on the CF energy E_p alone. In the presence of a small disturbance the function $F(\mathbf{r}, \mathbf{p}, t)$ contains a small correction $\delta n_p(r, t)$ describing its deviation from the equilibrium value. The correction can be written in the form $\delta n_{\mathbf{p}}(\mathbf{r}, t) = -(\partial f_{\mathbf{p}} / \partial E_{\mathbf{p}}) g_{\mathbf{p}}(\mathbf{r}, t)$. The dynamical response of the CFs system can then be analyzed by means of the Boltzmann transport equation for the non-equilibrium part of the CF distribution function which has the meaning of the conservation law of particle number in phase space.

To calculate the SAW response for the modulated 2DEG we have to solve the transport problem in both the local and non-local regime starting from the Boltzmann equation. Using linear response theory we have:

$$\left(\frac{\partial}{\partial t} + \mathbf{v} \cdot \nabla_{\mathbf{r}} + \frac{e}{c} [\mathbf{v} \times \mathbf{B}(\mathbf{r})] \cdot \nabla_{\mathbf{p}} \right) g_{\mathbf{p}}(\mathbf{r}, t) - e \mathbf{E}(\mathbf{r}, t) \cdot \mathbf{v} = I[\mathbf{g}]. \quad (10)$$

Here $I[\mathbf{g}]$ is the collision integral describing scattering with a relaxation time τ . The field $\mathbf{E}(\mathbf{r}, t)$ is the effective electric field including both external (connected with the SAW) and internally induced contributions.

The effect of the density modulation is taken into account through the CF-FS deformation and through the inhomogeneity of the magnetic field $B(\mathbf{r})$ [$B(\mathbf{r}) = B_{eff} + \Delta B(\mathbf{r}) \equiv B_{eff} - 4\pi\hbar c \Delta n(\mathbf{r})/e$]. A systematic analysis of the problem for longwave external disturbances was performed in Refs. [14] and [15]. However in the opposite case when $ql > 1$ the problem is too complicated to be solved straightforwardly, therefore we will proceed as follows. As a first step we will omit the correction $\Delta B(\mathbf{r})$ in order to consider the SAW response for the CF system, whose FS is deformed due to the density modulation, in a uniform magnetic field B_{eff} . Afterwards we will analyze semiquantitatively the influence of the weak inhomogeneous magnetic field $\Delta B(\mathbf{r})$ on the response functions and we will modify our results to include the corresponding corrections.

We assume that $\mathbf{E}(\mathbf{r}, t) = \mathbf{E} \exp(i\mathbf{q}\mathbf{r} - i\omega t)$. Exactly at $\nu = 1/2$ the q and ω dependent CF conductivity tensor is given by the Fourier Transform of the velocity-velocity correlator;

$$\sigma_{\alpha\beta}^{CF} \left(\nu = \frac{1}{2} \right) = \frac{e^2}{(2\pi\hbar)^2} \int \frac{v_{\alpha}(\mathbf{p}) v_{\beta}(\mathbf{p})}{iqv_x - i\omega + 1/\tau} \frac{d\lambda}{|v|}, \quad (11)$$

where $d\lambda = \sqrt{dp_x^2 + dp_y^2}$. The integration has to be performed over the CF-FS. When the CF-FS consists of sev-

eral branches the summation over the branches has to be done in Eq. (11).

At first we shall consider the contribution to the conductivity from the flattened part of the CF-FS ($\sigma_{(1)yy}^{CF}$) which corresponds to the model (8). We can parametrize the dispersion equation of the model as follows:

$$p_x = \pm p_0 |\cos u|^{2/\gamma}, \quad p_y = p_0 \sqrt{m_2/m_1} \sin u, \quad (12)$$

where the parameter u takes values belonging to the interval $0 \leq u < 2\pi$; and the "+" and "-" signs are chosen corresponding to normal domains of positive and negative values of cosine.

Taking into account the FS symmetry we can transform the expression (11) for $\sigma_{(1)yy}^{CF}$ ($\nu = 1/2$) to the form:

$$\sigma_{(1)yy}^{CF} \left(\nu = \frac{1}{2} \right) = \frac{8e^2}{(2\pi\hbar)^2} p_0 l \sqrt{\frac{m_1}{m_2}} \frac{2\mu^2}{(\mu+1)^2} \times \int_0^{\pi/2} \frac{\sin^2 u (\cos u)^{(\mu-1)/(\mu+1)}}{1 + (ql)^2 \cos u^{4/(\mu+1)}} du. \quad (13)$$

Here $\mu = 1/(\gamma - 1)$ – which defines a new dimensionless parameter ($0 < \mu \leq 1$). The value $\mu = 1$ corresponds to the case $\gamma = 2$ (the FS shaped as an ellipse). The CF mean free path l equals:

$$l = \frac{\mu + 1}{2\mu} \frac{p_0}{m_1} \tau. \quad (14)$$

For typical experimental conditions [6, 12] $\omega\tau \ll 1$ therefore $\omega\tau$ is neglected in (13). Making the change of variables:

$$y = (ql)^2 (\cos u)^{4/(\mu+1)}, \quad (15)$$

we obtain the following asymptotic expression:

$$\sigma_{(1)yy}^{CF} \left(\nu = \frac{1}{2} \right) = \frac{4e^2\mu^2}{(\mu+1)(2\pi\hbar)^2} \frac{p_0 l}{(ql)^\mu} \int_0^{(ql)^2} \frac{y^{\mu/2-1}}{1+y} dy. \quad (16)$$

Replacing the upper limit in the integrand (16) by infinity we have:

$$\sigma_{(1)yy}^{CF} \left(\nu = \frac{1}{2} \right) = b \frac{e^2}{4\pi\hbar^2} p_0 \frac{l}{(ql)^\mu}. \quad (17)$$

Here $b = \sqrt{m_1/m_2} [4\mu^2/(\mu+1)] / \sin(\pi\mu/2)$ is a dimensionless constant of the order of unity. When the FS is a circle ($m_1 = m_2$, $p_0 = p_F$, $\mu = 1$) $b = 2$ and our result (17) coincides with the corresponding HLR (Refs. [7] and [8]) formula for zero flattening:

$$\sigma_{(1)yy}^{CF} \left(\nu = \frac{1}{2} \right) = \frac{e^2 p_F}{2\pi\hbar^2 q}. \quad (18)$$

Comparing Eqs. (17) and (18) one can conclude that the flattening of the effective segments of the CF-FS critically changes both the magnitude and wave vector dependence of the conductivity. When the flattening is very pronounced ($\gamma \gg 1$) the parameter μ takes values close to zero. In this case the conductivity is larger in magnitude than in the case when the CF-FS is undeformed and nearly independent of q . This result is in agreement with the experimental data [12]. Thus we can conclude that the deformed CF-FS model is supported by experiments.

When $2p_F < \hbar g$ the entire CF-FS is described by the model (8) and Eq. (17) gives the approximation for the CF conductivity component $\sigma_{yy}^{CF}(\nu = 1/2)$ at $ql \gg 1$. When $2p_F > \hbar g$ as in experiment [12] we have to evaluate the contributions to the conductivity from the CF-FS branches (presumably nonflattened) belonging to other "Brillouin zones". We shall consider them to be constructed from the pieces of the undeformed circular CF-FS. Some of them have no effective parts where $\mathbf{q} \cdot \mathbf{v} \approx 0$. Contributions from these CF-FS parts can be evaluated as follows:

$$\sigma_{(2)yy}^{CF} \left(\nu = \frac{1}{2} \right) \approx \frac{2e^2}{(2\pi\hbar)^2} p_F l \sum_i \int_{u_{i0}}^{u_{i1}} \frac{\sin^2 u du}{1 + (ql)^2 \cos^2 u}. \quad (19)$$

The summation in Eq. (19) has to be done over all branches of the CF-FS which have no effective parts. The limits in the integrals over u are determined by range of possible values of the CF velocity component v_x on these branches. The upper limits (u_{i1}) take values significantly less than $\pi/2$ therefore we can use the approximation $1 + (ql)^2 \cos^2 u \approx (ql)^2 \cos^2 u$. It gives us:

$$\sigma_{(2)yy}^{CF} \left(\nu = \frac{1}{2} \right) \approx \frac{e^2}{\pi\hbar^2} \frac{p_F}{q} \frac{W}{\pi ql}, \quad (20)$$

where

$$W = \sum_i \int_{u_{i0}}^{u_{i1}} \tan^2 u du$$

is a dimensionless constant of the order of unity.

Those parts of the CF-FS which have nonflattened effective parts contribute to the conductivity as follows (summation is done over these parts of the CF-FS):

$$\sigma_{(3)yy}^{CF} \left(\nu = \frac{1}{2} \right) \approx \frac{4e^2}{(2\pi\hbar)^2} p_F l \sum_k \int_{u_{k0}}^{\pi/2} \frac{\sin^2 u du}{1 + (ql)^2 \cos^2 u}. \quad (21)$$

Evaluating the integrals we have:

$$\sigma_{(3)yy}^{CF} \left(\nu = \frac{1}{2} \right) \approx \frac{Ue^2}{2\pi\hbar^2} \frac{p_F}{q} \quad (22)$$

where U is a constant of the order of unity. Comparing $\sigma_{3yy}^{CF}(\nu = 1/2)$ and $\sigma_{1yy}^{CF}(\nu = 1/2)$ we can see that

even in the case when the CF-FS has additional effective parts besides the flattened segments their contribution to the CF conductivity for large q is smaller in magnitude than the contribution from the flattened segments. The ratio of the magnitudes is of the order of $(ql)^{\mu-1}$. Thus the contribution from the effective segments with anomalously small curvature is the principal term of the CF conductivity in the limit of large q for strong CF-FS flattening ($\gamma \gg 1$, $\mu \ll 1$).

The contribution from the flattened part of the CF-FS determines the main approximation of the CF conductivity and, consequently, the conductivity of the 2DEG in the modulated system at $ql \gg 1$ when $\mathbf{q} \perp \mathbf{g}$. The component σ_{xx} of the electron conductivity tensor which appears in the expressions (1), (2) for the SAW velocity shift and attenuation, equals

$$\sigma_{xx} \left(\nu = \frac{1}{2} \right) = \frac{\rho_{yy}}{\rho_{xy}^2} \approx \frac{e^2(ql)^\mu}{4b\pi p_0 l}. \quad (23)$$

It follows from Eq. (23) that the 2DEG conductivity in a modulated quantum Hall system at $\nu = 1/2$ can be smaller in magnitude than in unmodulated systems and is almost independent of q when $ql \gg 1$ and flattening of the CF-FS is strong ($\mu \ll 1$).

When $\mathbf{g} \parallel \mathbf{q}$ (the modulation applied in the "x" direction) the flattened segments are not effective parts of the CF-FS (See Figs. 1 and 2). Then the main approximation to the CF conductivity component $\sigma_{yy}^{CF}(\nu = 1/2)$ is determined by the contribution from the nonflattened effective parts and described by the Eq. (22). Correspondingly the electron conductivity σ_{xx} is

$$\sigma_{xx} \left(\nu = \frac{1}{2} \right) = \frac{e^2 q}{8\pi U p_F}. \quad (24)$$

Under the condition $2p_F < \hbar g$ (the CF-FS wholly is in the first Brillouin zone) $U = 1$ and the result coincides with that for the unmodulated system. Hence the effect of the density modulation on the 2DEG response is very anisotropic.

IV. MAGNETIC FIELD DEPENDENCE OF THE CONDUCTIVITY AND THE SAW ANOMALY NEAR $\nu = 1/2$

To analyze the CF conductivity dependence on the magnetic field B_{eff} at ν near but not equal $1/2$ we can start from the Boltzmann transport equation for the CF distribution function in a uniform magnetic field \mathbf{B}_{eff} . Following the standard methods [19] we obtain for the conductivity tensor component:

$$\sigma_{\alpha\beta}^{CF} = \frac{e^2 m_c}{(2\pi\hbar)^2} \frac{1}{\Omega} \int_0^{2\pi} d\psi \exp \left[-\frac{iq}{\Omega} \int_0^\psi v_x(\psi'') d\psi'' \right] v_\alpha(\psi)$$

$$\times \int_{-\infty}^{\psi} v_{\beta}(\psi') \exp \left[\frac{iq}{\Omega} \int_0^{\psi} v_x(\psi'') d\psi'' + \frac{\psi' - \psi}{\Omega\tau} \right] d\psi'. \quad (25)$$

Here m_c, Ω are the cyclotron mass and the cyclotron frequency at the field B_{eff} , ψ is the angular coordinate of the CF cyclotron orbit ($\psi = \Omega t$, t is the time of the CF motion along the cyclotron orbit). We have taken $\omega\tau \ll 1$.

For weak magnetic fields ($\Omega\tau \ll ql$) we can evaluate the integrals over ψ and ψ' in Eq. (25) by means of the method of stationary phase. As a result we obtain the lowest order terms of the expansion of the conductivity in powers of the small parameter $\Omega\tau/ql$. For undeformed (circular) CF-FS the main terms in the expansions give the correct expressions for the conductivity components in the limit of zero magnetic field. However when the CF-FS is noncircular and has flattened parts the main approximation to the conductivity component σ_{yy}^{CF} diverges in the limit of zero field. To evaluate the CF conductivity so that we can pass smoothly to the $B_{eff} \rightarrow 0$ limit for a flattened CF-FS we proceed [23] as follows. Express the velocity components $v_{\beta}(\psi')$ as Fourier series:

$$v_{\beta}(\psi') = \sum_k v_{k\beta} \exp(ik\psi'). \quad (26)$$

Substituting Eq. (26) into Eq. (25) we obtain:

$$\begin{aligned} \sigma_{\alpha\beta}^{CF} &= \frac{e^2 m_c}{(2\pi\hbar)^2} \sum_k v_{k\beta} \int_0^{2\pi} d\psi v_{\alpha}(\psi) \exp(ik\psi) \\ &\times \int_{-\infty}^0 \exp \left[(ik\Omega + iqv_x(\psi) + 1/\tau)\theta \right. \\ &\left. + iq \int_0^{\theta} (v_x(\psi + \Omega\theta') - v_x(\psi)) d\theta' \right] d\theta. \end{aligned} \quad (27)$$

Here $\theta = (\psi' - \psi)/\Omega$.

Introducing a new variable η , which is defined by the expression:

$$\begin{aligned} \eta &\equiv (-i\omega + 1/\tau + ik\Omega + iqv_x(\psi))\theta \\ &+ iq \int_0^{\theta} [v_x(\psi + \Omega\theta') - v_x(\psi)] d\theta', \end{aligned} \quad (28)$$

we arrive at the result

$$\begin{aligned} \sigma_{\alpha\beta}^{CF} &= \frac{ie^2}{(2\pi\hbar)^2} m_c \sum_k v_{k\beta} \int_{-\infty}^0 e^{\eta} d\eta \\ &\times \int_0^{2\pi} \frac{v_{\alpha}(\psi) \exp(ik\psi)}{\omega + i/\tau - k\Omega - qv_x(\psi + \Omega\theta)} d\psi. \end{aligned} \quad (29)$$

When the CF-FS consists of several branches the summation over the branches has to be done in Eq. (29).

A. CASE $\mathbf{g} \perp \mathbf{q}$

It was shown in the previous section that for $\mathbf{q} \perp \mathbf{g}$ the main contribution to the conductivity arises from the flattened parts of the CF-FS. To evaluate this contribution we transform the integration over ψ to an integration over the CF-FS:

$$m_c \int_0^{2\pi} d\psi = \int \frac{d\lambda}{|v|}. \quad (30)$$

Under the conditions $ql \gg 1$, $\omega\tau \ll 1$, $\Omega\tau < 1$ the variable θ is approximately equal to $\eta\tau(1 + iqv_x\tau)^{-1}$. Expanding the last term in the denominator (29) in powers of $\Omega\theta$ and keeping the first terms in the expansion one obtains

$$\begin{aligned} qv_x(\psi + \Omega\theta) &= qv_x(\psi) + \eta\Omega\tau q(dv_x/d\psi)(1 + iqv_x\tau)^{-1} \\ &+ \frac{\eta^2}{2}(\Omega\tau)^2 q(d^2v_x/d\psi^2)(1 + iqv_x\tau)^{-2} \\ &\equiv qv_x(\psi) - \eta\delta_1(q, \psi) + i\eta^2\delta_2(q, \psi). \end{aligned} \quad (31)$$

We can estimate the averages of the functions $\delta_1(q, \psi)$ and $\delta_2(q, \psi)$ over the CF-FS. These are:

$$\begin{aligned} \langle \delta_1(q, \psi) \rangle &= \frac{1}{2\pi} \int_0^{2\pi} \delta_1(q, \psi) d\psi = 0; \\ \langle \delta_2(q, \psi) \rangle &= \frac{1}{2\pi} \int_0^{2\pi} \delta_2(q, \psi) d\psi \approx \frac{(\Omega\tau)^2 \bar{\delta}(q)}{\tau}. \end{aligned} \quad (32)$$

This defines $\bar{\delta}(q)$.

Using the model (8) we can prove that for moderately flattened CF-FS the function $\bar{\delta}(q)$ takes positive values of the order of $(ql)^{-(1+\mu)/2}$ (for undeformed CF-FS it is of the order of $(ql)^{-1}$). For strong flattening of the CF-FS $\bar{\delta}(q)$ is practically independent of q and takes negative values of the order of unity. Using this estimate we obtain the approximation:

$$\sigma_{1yy}^{CF} = \frac{1}{2} \sigma_{1yy}^{CF} \left(\nu = \frac{1}{2} \right) [S_{\mu}^{+}(\Omega\tau) + S_{\mu}^{-}(\Omega\tau)]. \quad (33)$$

Here $\sigma_{1yy}^{CF}(\nu = 1/2)$ is the conductivity at one half filling (17) and the functions $S_{\pm}(\Omega\tau)$ are:

$$S_{\mu}^{\pm}(\Omega\tau) = \int_{-\infty}^0 e^{\eta} [\kappa_{\pm}(\eta)]^{\mu-1} d\eta, \quad (34)$$

where $\kappa_{\pm}(\eta) = 1 \mp i\Omega\tau(1 \mp i\Omega\tau\bar{\delta}\eta^2)$.

The approximation (33), (34) represents the main term in the expansion of the conductivity in inverse powers of the large parameter ql . When $\mu < 1$ the next term of the expansion equals:

$$\frac{1}{2}\sigma_{1yy}^{CF}\left(\nu = \frac{1}{2}\right) \frac{i}{ql} \tan \frac{\pi\mu}{2} \left[S_{\mu+1}^{-}(\Omega\tau) - S_{\mu+1}^{+}(\Omega\tau)\right]. \quad (35)$$

For $\mu = 1$ the first correction is of the order of $\ln(ql)/ql$.

For small $\bar{\delta}\Omega\tau$ one can expand the function $S_{\mu}^{\pm}(\Omega\tau)$ in powers of $\Omega\tau$. Keeping terms smaller than $(\Omega\tau)^5$ one has

$$\sigma_{1yy}^{CF} = \sigma_{1yy}^{CF}(\nu = 1/2) [1 - a^2(\Omega\tau)^2 + \xi(\Omega\tau)^2], \quad (36)$$

where $a^2 = (1 - \mu)(2 - \mu)/2$ and $\xi = 4(1 - \mu)\bar{\delta}$.

For moderate flattening of the effective parts of the CF-FS the constant ξ (positive in this case) is small compared to a^2 because of the small factor $\bar{\delta}$. For strong flattening of the CF-FS this constant ξ takes negative values of the order of a^2 . In both cases we can omit the last term in Eq. (36) neglecting it for $\mu \sim 1$, or combining it with the previous term (for $\mu \ll 1$). The contributions from the other (nonflattened) parts of the CF-FS to the CF conductivity component σ_{yy}^{CF} are small compared to σ_{1yy}^{CF} as follows from Eqs. (20), (22). Hence Eq. (36) gives the main approximation for σ_{yy}^{CF} in modulated system at ν near $1/2$. Other components of the CF conductivity tensor can be evaluated similarly. For $ql \gg 1$ we obtain $\sigma_{xx}^{CF} \sim \sigma_0/(ql)^2$; $\sigma_{yx}^{CF} = -\sigma_{xy}^{CF} \sim \Omega\tau\sigma_0/(ql)^{1+\mu}$ where $\sigma_0 = \sigma_{1yy}^{CF}(\nu = 1/2)(ql)^{\mu} = b(e^2/4\pi\hbar^2)p_0l$. Hence under conditions of the experiment [12] ($\Omega\tau < 1$) $(\sigma_{xy}^{CF})^2/\sigma_{xx}^{CF}\sigma_{yy}^{CF} \sim (\Omega\tau)^2/(ql)^{\mu} \ll 1$ and we can calculate the electron conductivity using the formula:

$$\begin{aligned} \sigma_{xx}(q) &= \frac{e^4}{(4\pi\hbar)^2} \rho_{yy}^{CF} = \frac{e^4}{(4\pi\hbar)^2} \frac{\sigma_{xx}^{CF}}{\sigma_{xx}^{CF}\sigma_{yy}^{CF} + (\sigma_{xy}^{CF})^2} \\ &\approx \frac{e^4}{(4\pi\hbar)^2} (\sigma_{yy}^{CF})^{-1}. \end{aligned} \quad (37)$$

Substituting the result into the formulas (1) and (2) we obtain the following approximation ($\omega\tau \ll 1$, $ql \gg 1$, $\Omega\tau < 1$):

$$\frac{\Delta s}{s} = \frac{\alpha^2}{2} \frac{1}{1 + \tilde{\sigma}^2} \left(1 - \frac{2a^2\tilde{\sigma}^2}{1 + \tilde{\sigma}^2}(\Omega\tau^2)\right); \quad (38)$$

$$\Gamma = q \frac{\alpha^2}{2} \frac{\tilde{\sigma}}{1 + \tilde{\sigma}^2} \left(1 - \frac{a^2\tilde{\sigma}^2}{1 + \tilde{\sigma}^2}(\Omega\tau^2)\right). \quad (39)$$

Here

$$\tilde{\sigma} = \frac{\sigma_{xx}(\nu = 1/2)}{\sigma_m} \equiv \left(\frac{e^2}{4\pi\hbar} \frac{(ql)^{\mu}}{p_0l}\right) \frac{1}{\sigma_m}.$$

For a strong flattening of the CF-FS ($\mu \ll 1$) we have to replace a^2 by $a^2 + |\xi|$.

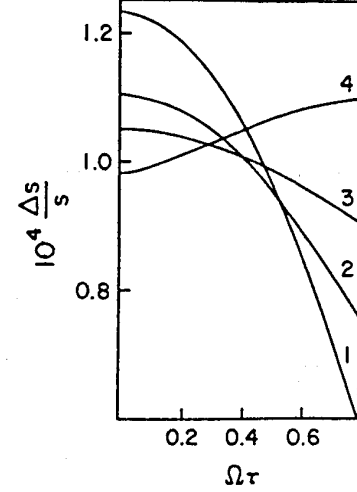


FIG. 3: The SAW velocity shift $\Delta s/s$ as a function of $\Omega\tau$ calculated for the following values of the parameters: $n = 0.7 \cdot 10^{11} \text{ cm}^{-2}$; $\tau = 2 \cdot 10^{-11} \text{ s}$; $q = 9 \cdot 10^4 \text{ cm}^{-1}$; $\alpha^2/2 = 3.2 \cdot 10^{-4}$; $\sigma_m = 0.6 \cdot 10^6 \text{ cm/s}$ [25]; $\mu = 3/4$ (1), $1/2$ (2), $1/4$ (3). The curve (4) represents $\Delta s/s$ as a function of $\Omega\tau$ for the circular (undeformed) CF-FS.

B. COMPARISON WITH EXPERIMENTS OF REF. [12]

Expressions (38) and (39) are the new results in our theory. They predict peaks both in the SAW attenuation and velocity shift at one half filling. This follows from the fact that $\Omega = 0$ at $\nu = 1/2$ when $B_{eff} = 0$. The peaks arise due to the distortion of the CF-FS in the presence of the electron density modulation. These peaks in $\Delta s/s$ for several values of the parameter μ are shown in Fig. 3. For $\alpha^2/2 = 3, 2 \cdot 10^{-4}$ in GaAs, $n = 0.7 \cdot 10^{11} \text{ cm}^{-2}$, $\tau \sim 10^{-11} \text{ s}$, $q \sim 10^5 \text{ cm}^{-1}$, which agree with the conditions of the experiments [12], amplitudes of the peaks can reach the order of 10^{-4} when the parameter μ characterizing the rate of the distortion of the CF-FS is small enough. This order of magnitude of the peaks in $\Delta s/s$ agrees with the experimental data of Ref. [12]. When the CF-FS flattening is strong ($\mu \ll 1$) the magnitude of the peak of the velocity shift is practically independent of the SAW wave vector q . Also these anomalies are not sensitive to any relation between q and the density modulation wave vector g . The effect is strongly anisotropic. The peaks can arise only in the geometry when $\mathbf{g} \perp \mathbf{q}$ and the CF-FS effective parts coincide with its segments flattened due to the density modulation.

C. CASE $\mathbf{q} \parallel \mathbf{g}$

When $\mathbf{g} \parallel \mathbf{q}$ the effective parts of the CF-FS are nonflatened ($\mu = 1$). Then main term in the expansion of the CF conductivity in inverse powers of ql is independent of the magnetic field. When we take into account the next term of the expansion we arrive at the following expression after a lengthy, but straightforward calculation:

$$\sigma_{yy}^{CF} = \frac{2e^2 p_F^2 \tau}{(2\pi\hbar)^2 m^*} \int_{-\infty}^0 e^\eta d\eta (I_1^+ + I_1^- + I_2^+ + I_2^-) \quad (40)$$

where

$$I_1^\pm = \kappa_\pm \int_0^{\pi/2} \frac{\sin^2 \psi d\psi}{(\kappa_\pm)^2 + (ql)^2 \cos^2 \psi}, \quad (41)$$

$$I_2^\pm = \pm i \kappa_\pm \int_0^{\pi/2} \frac{\sin \psi \cos \psi d\psi}{(\kappa_\pm)^2 + (ql)^2 \cos^2 \psi}. \quad (42)$$

In the limit $\Omega\tau \ll 1$ the sum $I_2^+ + I_2^-$ becomes zero and we have:

$$\begin{aligned} \sigma_{yy}^{CF} &= \frac{2e^2 p_F^2 \tau}{(2\pi\hbar)^2 m^*} \int_{-\infty}^0 e^\eta \left[\frac{\pi}{ql} + \frac{2 \ln(ql)}{(ql)^2} \Omega\tau \right. \\ &\quad \left. + (\Omega\tau)^2 f(\eta) O\left(\frac{1}{ql}\right) \right] d\eta. \end{aligned} \quad (43)$$

where O means "order of".

Now, noting that the first two terms are independent of η , and retaining only them in the integral, we obtain the CF conductivity tensor component:

$$\sigma_{yy}^{CF} = \sigma_{yy}^{CF} \left(\nu = \frac{1}{2} \right) \left[1 + \Omega\tau \frac{2 \ln(ql)}{\pi ql} \right], \quad (44)$$

where $\sigma_{yy}^{CF}(\nu = 1/2)$ is described by Eq. (17). Expression (42) describes the CF conductivity increasing as B_{eff} increases. This corresponds to the minimum in the SAW velocity shift at $\nu = 1/2$. This minimum was observed repeatedly in non-modulated FQHE systems [6].

V. EFFECT OF THE MODULATION OF THE MAGNETIC FIELD

To analyze the effect of the inhomogeneity of the effective magnetic field arising in modulated CF systems due to the density modulation we shall start from the Lorentz force equations describing the CF motion along the cyclotron orbit:

$$\frac{dp_x}{dt} = -\frac{|e|\hbar}{c} B(\mathbf{r}) v_y, \quad \frac{dp_y}{dt} = \frac{|e|\hbar}{c} B(\mathbf{r}) v_x, \quad (45)$$

where $B(\mathbf{r}) = B_{eff} + \Delta B(\mathbf{r}) \equiv B_{eff} - 4\pi\hbar c \Delta n(\mathbf{r})/e$. For a single-harmonic density modulation along the "y" direction we can write $\Delta n(\mathbf{r}) \equiv \Delta n(y) = \Delta n \cos(gy)$. In the following the correction term $\Delta B(\mathbf{r})$ is assumed to be small compared to B_{eff} . Under this condition we can write the CF velocity \mathbf{v} in the form $\mathbf{v} = \mathbf{v}_0 + \delta\mathbf{v}$, where \mathbf{v}_0 is the uniform-field velocity and $\delta\mathbf{v}$ is a small correction term arising in the presence of the inhomogeneous magnetic field $\Delta B(\mathbf{r})$.

At first we will suppose that the CF-FS is undeformed (a circle). In this case we have: $v_{0x} = v_F \cos \Omega t$; $v_{0y} = v_F \sin \Omega t$; $\Delta n(y) \approx \Delta n \cos(gY - gR \cos \Omega t)$, where v_F is the CF's Fermi velocity, $R = v_F/\Omega$ is the radius of the cyclotron orbit and Y is the "y" coordinate of the guiding center. Substituting the expressions for \mathbf{v} and $\Delta n(y)$ into Eqs. (45) and keeping only first-order terms we obtain:

$$\begin{aligned} \frac{d(\delta v_x)}{dt} &= -\Omega \delta v_y - \frac{\Delta B}{B_{eff}} v_F \sin \Omega t \cos(gY - gR \cos \Omega t), \\ \frac{d(\delta v_y)}{dt} &= \Omega \delta v_x + \frac{\Delta B}{B_{eff}} v_F \cos \Omega t \cos(gY - gR \cos \Omega t). \end{aligned} \quad (46)$$

It is natural to assume that to the first order in the modulating field the corrections δv_x and δv_y are periodic over the unperturbed cyclotron orbit. This assumption is equivalent to that used in Ref. [17]. See *Note added* (before References). Using these equations we calculate the averages of the corrections δv_x and δv_y over the cyclotron orbit and obtain the expressions for the components of the velocity of the guiding center V_x and V_y , defined below. Expanding the functions $\cos(gR \cos \psi)$ and $\sin(gR \cos \psi)$ in Bessel functions and substituting these expansions into Eqs.(46) we arrive at formulas

$$\begin{aligned} V_x &\equiv \langle \delta v_x \rangle = -\frac{v_F}{2\pi} \frac{\Delta B}{B_{eff}} \int_0^\psi \cos \psi \cos(gY - gR \cos \psi) d\psi \\ &= -v_F \frac{\Delta B}{B} \sin gY J_1(gR); \\ V_y &\equiv \langle \delta v_y \rangle = -\frac{v_F}{2\pi} \frac{\Delta B}{B_{eff}} \int_0^\psi \sin \psi \cos(gY - gR \cos \psi) d\psi \\ &= 0. \end{aligned} \quad (47)$$

Here $\psi = \Omega t$.

The formula (47) describe the drift of the guiding center along the direction perpendicular both to the magnetic field and to the electric field producing the density modulation in the 2DEG. Similar effects in the periodically modulated 2DEG in low magnetic fields were considered before [17, 18].

To evaluate the contribution from the guiding center's drift to the CF conductivity semiquantitatively for the

extended range of values of the perturbing wave vector q including the nonlocal region ($ql > 1$), we will make the following assumption. We assume that in the presence of a weak inhomogeneous magnetic field the components of the CF velocity can be written $v_x = v_{x0} + V_x$, $v_y = v_{y0} + V_y$. Using these expressions, we can evaluate the CF conductivity as follows:

$$\sigma_{\alpha\beta}^{CF} \approx \frac{g}{2\pi} \int_{-\pi/g}^{\pi/g} \sigma_{\alpha\beta}^{CF}(Y) dY \quad (48)$$

where

$$\begin{aligned} \sigma_{\alpha\beta}^{CF}(Y) &= \frac{ie^2 m_c}{(2\pi\hbar)^2} \sum_k (v_{k\beta 0} + V_\beta(Y) \delta_{k0}) \int_{-\infty}^0 e^\eta d\eta \\ &\times \int_0^{2\pi} \frac{[v_{\alpha 0}(\psi) + V_\alpha(Y)] \exp(ik\psi)}{\omega + i/\tau - k\Omega - qv_{x0}(\psi + \Omega\theta) - qV_x(Y)} d\psi. \end{aligned} \quad (49)$$

The correction V_x produces additional terms in the expressions for the $\sigma_{\alpha\beta}^{CF}$. When the CF-FS is a circle a nonzero correction arises only in the expression for σ_{xx}^{CF} . For small q ($ql \ll 1$) we have:

$$\begin{aligned} \sigma_{xx}^{CF} &= \frac{1}{2} \sigma_0 \left(1 + 2 \frac{\delta\sigma}{\sigma_0} \right) \\ &\equiv \frac{1}{2} \sigma_0 \left\{ [1 + (\Omega\tau)^2]^{-1} + 2 \left(\frac{\Delta B}{B_{eff}} \right)^2 J_1^2(gR) \right\}. \end{aligned} \quad (50)$$

The remaining components of the CF conductivity tensor are the same as in the absence of the density modulation and equal correspondingly $\sigma_{yy}^{CF} = \frac{1}{2} \sigma_0 [1 + (\Omega\tau)^2]^{-1}$, $\sigma_{xy}^{CF} = -\sigma_{yx}^{CF} = \sigma_{yy}^{CF} \Omega\tau$. These results are valid for arbitrary values of the parameter $\Omega\tau$.

It should be noted that the expression (50) may be obtained without using Eqs.(48), (49). Following Ref. [24] we can consider the guiding center drift to lead to a diffusion along the "x" direction with diffusion coefficient δD which equals:

$$\delta D = \tau \frac{g}{2\pi} \int_{-\pi/g}^{\pi/g} V_x^2(Y) dY. \quad (51)$$

The term δD is the additional contribution to the xx component of the diffusion tensor. The latter is connected with the conductivity through the Einstein relation $\sigma_{\alpha\beta} = Ne^2 D_{\alpha\beta}$ ($N = m^*/(2\pi\hbar^2)$ is the CF density of states). Substituting Eq.(51) into this relation we

obtain for $\delta\sigma$ the expression, which coincides with the second term in Eq.(51). This coincidence confirms that we may use the formulae (48), (49) for the evaluation of the order of magnitude of the corrections arising in the conductivity due to the inhomogeneity of the magnetic field.

The electron conductivity σ_{xx} can be evaluated as

$$\begin{aligned} \left(\frac{\Delta B}{B_{eff}} \Omega\tau = \frac{\Delta n}{n} \frac{p_F l}{\hbar} = \frac{\Delta n}{n} k_F l \right) : \\ \sigma_{xx} = \frac{e^4}{(4\pi\hbar)^2} \rho_{yy}^{CF} = \frac{e^4}{(4\pi\hbar)^2} \frac{2}{\sigma_0} \\ \times \left\{ 1 + 2 \left(\frac{\Delta B}{B_{eff}} \Omega\tau \right)^2 \frac{J_1^2(gR)}{1 + 2(\Delta B/B_{eff})^2 J_1^2(gR)} \right\} \\ \approx \frac{e^4}{(4\pi\hbar)^2} \frac{2}{\sigma_0} \left[1 + 2 \left(\frac{\Delta n}{n} k_F l \right)^2 J_1^2(gR) \right], \end{aligned} \quad (52)$$

$$\begin{aligned} \sigma_{yy} = \frac{e^4}{(4\pi\hbar)^2} \rho_{xx}^{CF} = \frac{e^4}{(4\pi\hbar)^2} \frac{2}{\sigma_0} \\ \times \left(\frac{1}{1 + 2(\Delta B/B_{eff})^2 J_1^2(gR)} \right) \approx \frac{e^4}{(4\pi\hbar)^2} \frac{2}{\sigma_0}. \end{aligned} \quad (53)$$

The correction to the conductivity component σ_{xx} is of the same order as the corresponding result of Ref. [14]. It confirms once more that the simplified expression assumed here may be used to evaluate the CF conductivity.

When the density modulation is weak [$(\Delta n/n)k_F l \ll 1$] the corresponding correction to the conductivity σ_{xx} is small and we can neglect it. In this case the inhomogeneity of the effective magnetic field does not significantly effect dc transport. For stronger modulation [$(\Delta n/n)k_F l \sim 1$] the conductivity component σ_{xx} is appreciably changed.

The magnetic field dependence of the electron conductivity is determined by the value of the parameter gR . When $gR \gg 1$, the correction to the conductivity is small in magnitude [because of the small parameter $(gR)^{-1}$] and describes the Weiss oscillations effect for CFs. For $gR < 1$ the function $J_1^2(gR)$ takes values of the order of unity and increases upon increasing of B_{eff} (it corresponds to the decrease of the parameter gR). Hence for $gR < 1$ and $(\Delta n/n)k_F l \sim 1$ the expression (52) describes a large minimum in the magnetic field dependence of the electron conductivity σ_{xx} (or magnetoresistivity ρ_{yy}) around $\nu = 1/2$ similar to the corresponding result of Ref. [14]. Such minimum of the longitudinal magnetoresistivity in a modulated 2DEG for a weak modulation perpendicular to the current direction was observed recently [13]. According to the conditions of these experiments [$\Delta n/n \sim 10^{-2}$, $n \sim 1.8 \cdot 10^{11} \text{cm}^{-2}$, $l \sim 1.4 \cdot 10^{-4} \text{cm}$, $g \sim 10^5 \text{cm}^{-1}$] the effect occurs when the parameters $(\Delta n/n)k_F l$ and gR are of the order of unity,

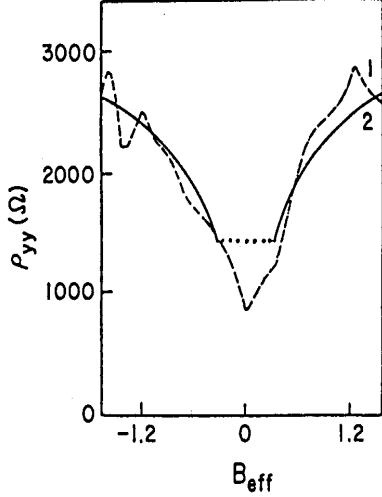


FIG. 4: dc magnetoresistivity as a function of the effective magnetic field. Dashed line (1) – experiment of Ref.[13], solid line (2) – theory for the parameters $n = 1.8 \cdot 10^{11} \text{ cm}^{-2}$; $\Delta n/n = 0.01$; $g = 10^5 \text{ cm}^{-1}$; $l = 1.4 \cdot 10^{-4} \text{ cm}$; $\sigma_0^{-1} = 270 \Omega$. The dotted part of the curve (2) corresponds to the region of the values of B_{eff} where Eq.(52) can not be applied.

which agrees with the theoretical estimates. The theoretical results obtained in Ref. [14] reproduce the width and the magnitude of the grating induced minimum in the magnetoresistivity rather well. Our estimation based on the expression (52) also gives a reasonable agreement with these experimental results (See Fig. 4).

Thus the analysis performed above corroborates that the inhomogeneity of B_{eff} originating from the density modulation is the main factor determining the magnetic field dependence of the 2DEG conductivity around one half filling for small q ($ql \ll 1$). This is similar to the results obtained in Ref. [14]. However this conclusion can not be extended to the *nonlocal* region of large q ($ql > 1$) as we show below.

Straightforward calculations starting from Eqs. (48) and (49) show that for the undeformed CF-FS, with large q ($ql > 1$) in the same way as for small q , only σ_{xx}^{CF} changes due to the inhomogeneity of the magnetic field along the "y" direction. However the correction to σ_{xx}^{CF} does not significantly influence the CF resistivity ρ_{yy}^{CF} (and, consequently the corresponding component of the electron conductivity σ_{xx}) close to $\nu = 1/2$. This follows from the expression (37) for σ_{xx} . The ratio $(\sigma_{xy}^{CF})^2 / \sigma_{xx}^{CF} \sigma_{yy}^{CF}$ for $ql \gg 1$ is of the order of $(\Omega\tau)^2 / ql$. Therefore when $\Omega\tau < \sqrt{ql}$ we can use the approximation $\rho_{yy}^{CF} \approx (\sigma_{yy}^{CF})^{-1}$ and σ_{xx} does not depend on σ_{xx}^{CF} . Hence near one half filling where $\Delta\nu = |\nu - 1/2|$ is less than $\sqrt{(q/k_F)(k_F l)^{-1}}$ (in fact under the conditions of the experiment [12] $\sqrt{(q/k_F)(k_F l)^{-1}} \sim 0,1$) the correc-

tion arising due to the inhomogeneity of the magnetic field does not contribute to the response of the modulated 2DEG system to the SAW propagating perpendicular to the direction of the density modulation. The width of the region around $\nu = 1/2$ where σ_{xx} is independent of σ_{xx}^{CF} ($\Delta\nu \sim 0,1$) is of the same order as the width of the anomalous peak observed in Ref. [12]. Thus this peak is wholly (or in major part) in the region near $\nu = 1/2$ where the inhomogeneity of B_{eff} due to the grating can not influence the response of the 2DEG with the undeformed (circular) CF.

At larger $\Delta\nu$ when $\Omega\tau \sim \sqrt{ql}$ the influence of the density modulation on the electron conductivity becomes significant. When B_{eff} is large enough to satisfy the condition $(\Delta B/B_{eff})ql = (\Delta n/n)k_F l q R \ll 1$, we obtain the following asymptotic expression for σ_{xx} :

$$\sigma_{xx} = \frac{e^4}{(4\pi\hbar)^2} \rho_{yy}^{CF} (\Delta n = 0) \times \left\{ 1 - \left(\frac{\Delta n}{n} k_F l \right)^2 (qR)^2 J_1^2(gR) \right\}. \quad (54)$$

It is clear from the comparison of Eqs. (52) and (54) that the corrections to the conductivity due to inhomogeneity of the effective magnetic field in the local ($ql \ll 1$) and nonlocal ($ql > 1$) limits are of opposite signs. This difference arises due to the distinctions between contributions due to the guiding center drift under the local and nonlocal regimes.

In the region of small q the diffusion due to the guiding center drift enhances the conductivity. In the opposite limit ($ql \gg 1$) the main term in the conductivity arises from the effective parts of the FS where $\mathbf{q} \cdot \mathbf{v} \approx 0$ (at $\omega\tau \ll 1$). The existence of a nonzero average of the velocity component v_x over the cyclotron orbit prevents satisfying this condition and leads to decrease of the conductivity. Positive corrections to the conductivity which arise from the diffusion are smaller in magnitude than negative. The ratio of magnitudes is of the order of $(ql)^{-1}$ for the 2DEG system with the undeformed CF-FS.

It is known from SAW experiments in unmodulated 2DEG in the quantum Hall regime [6] and from theory [7] [See also Eq. (44)] that $\rho_{yy}^{CF}(\Delta n = 0)$ and, correspondingly, σ_{xx} has a maximum at $\nu = 1/2$ and decreases when $\Delta\nu$ grows. It corresponds to the well known minimum in the SAW velocity shift. In the region where Eq. (54) can be applied ($\Omega\tau > \sqrt{ql}$) the parameter gR is of the order or less than \sqrt{ql} (in agreement with the experiments of Ref. [12] we assume that $q \sim g$). When $qR < 1$ the function $(gR)^2 J_1^2(gR)$ decreases upon increasing B_{eff} . Hence the trends of the modulation independent factor $\rho_{yy}^{CF}(\Delta n = 0)$ and the modulation-dependent factor in Eq. (54) are opposite when $gR < 1$. Under some conditions it can lead to increase of the conductivity and a corresponding decrease of the SAW velocity shift for increase of the effective magnetic field. However it has to

be stressed again that the formula (54) is valid only for $\Omega\tau > \sqrt{ql}$. At $\Omega\tau < 1$ the conductivity σ_{xx} coincides with that for the unmodulated system and (for undeformed CF-FS) exhibits a minimum at $\nu = 1/2$.

The analysis performed above shows that we can not obtain a correct theoretical description of the SAW anomaly observed near $\nu = 1/2$ for $ql > 1$ neglecting the deformation of the CF-FS in modulated 2DEG. The inhomogeneous contribution to the field B_{eff} by itself does not cause this anomaly in the SAW velocity shift. This conclusion disagrees with the results of the study of the problem of the SAW anomaly performed in Refs. [14] and [15]. The results of these works [14, 15] are valid when $ql \ll 1$ and can not be extended to the nonlocal regime where the CF conductivity strongly depends on the CF-FS local geometry. A minimum in the electron conductivity analysed in Refs. [14] and [15] can be identified with that observed in the 2DEG dc magnetoresistivity (See Ref. [13]) but not with that responsible for the SAW anomaly reported in Ref. [12] because the latter was observed at large q ($ql > 1$).

To analyse semiquantitatively the effect of the inhomogeneity of the magnetic field on the 2DEG conductivity taking into account the distortion of the CF-FS due to the density modulation we will assume at first that $(\Delta B/B_{eff})ql \ll 1$. Also we will assume here that the velocity of the guiding center drift is of the same order as in the system whose CF-FS is undeformed, because a small deformation of the effective parts of the CF-FS may not result in significant changes of the averages over the CF-FS for this particular case.

When the CF-FS is deformed the component of the CF conductivity σ_{yy}^{CF} changes in the presence of the inhomogeneous magnetic field. Using Eqs.(49), (50) we obtain:

$$\sigma_{(1)yy}^{CF} \approx \frac{1}{2} \sigma_{(1)yy}^{CF}(\nu = 1/2) \frac{g}{2\pi} \times \int_{-\pi/g}^{\pi/g} dY [S_{\mu}^{+}(\Omega\tau, Y) + S_{\mu}^{-}(\Omega\tau, Y)], \quad (55)$$

where

$$S_{\mu}^{\pm}(\Omega\tau, Y) = \int_{-\infty}^0 e^{\eta} \left(\kappa_{\pm}(\eta) + iql \frac{\Delta B}{B_{eff}} \varphi(Y) \right)^{\mu-1} d\eta \quad (56)$$

and

$$\varphi(Y) = \sin(gY) \Phi_1(g, B_{eff}). \quad (57)$$

The functions Φ_0 and Φ_1 are of the order or less than unity. For the undeformed CF-FS these two functions coincide with Bessel functions [See Eq. (47)].

For $\Omega\tau < 1$ we have:

$$\sigma_{(1)yy}^{CF} \approx \sigma_{(1)yy}^{CF} \left(\nu = \frac{1}{2} \right) \left\{ 1 - a^2 \left[(\Omega\tau)^2 \right. \right.$$

$$\left. + \frac{1}{2} \left(ql \frac{\Delta B}{B_{eff}} \right)^2 \Phi^2 \right] + \xi(\Omega\tau)^2 \left. \right\}. \quad (58)$$

Substituting this expression into Eq. (37) and using Eqs. (1) and (2) we arrive at the result:

$$\frac{\Delta s}{s} = \frac{\alpha^2}{2} \frac{1}{1 + \tilde{\sigma}^2} \left\{ 1 - \frac{2\tilde{\sigma}^2}{1 + \tilde{\sigma}^2} \left[(a^2 - \xi)(\Omega\tau)^2 + \frac{a^2}{2} \left(\frac{q}{g} \right)^2 \left(\frac{\Delta n}{n} k_{Fl} \right)^2 (gR)^2 \Phi^2 \right] \right\}. \quad (59)$$

Hence the effect of the field $\Delta B(r)$ leads to the appearance of an additional term in the expression for the CF conductivity. This term enhances the decrease of the SAW velocity shift upon increasing the effective magnetic field and thus strengthens the SAW anomaly. The ratio of the magnitudes of the two terms enclosed in square brackets in Eq. (59) depends on the magnitude of the density modulation and on the magnetic field B_{eff} . When B_{eff} increases the first term becomes larger than the second. Both terms can influence the CF conductivity and consequently the SAW velocity shift only when the CF-FS is deformed because a^2 goes to zero for $\mu = 1$ (undeformed CF-FS). Hence the deformation of the CF-FS due to the periodic electric field applied to the 2DEG is the most important factor determining the 2DEG response to the SAW in the nonlocal regime ($ql \gg 1$).

In metals it is known that the variation in crystalline field by some external effect and/or in electron density, and consequently change of the Fermi energy, can cause a change in the FS topology [26]. Usually these electronic topological transitions represent some changes in the FS connectivity i.e. when a number of voids increases or decreases. Such changes in the FS topology are accompanied by variations in its local geometry such as forming or losing lines of parabolic points, points of flattening or conic points [21, 26]. In the case under consideration the factor which could possibly cause a topological transition in the CF system is increase of the modulating field magnitude. According to the symmetry of the system the transition could occur by means of the formation of two additional small voids arranged along the p_y direction. At present such a topological change is a conjecture which needs theoretical investigation separately for the case of the composite fermions.

One can expect a change in the CF-FS connectivity to be accompanied by disappearance of the flattened part on the main void. In this case the anomalous maximum in the SAW velocity shift magnetic field dependence has to be replaced by a minimum again. Thus assuming possible relevance of the electron topological transition one can explain the disappearance of the anomalous peak in the SAW velocity shift under increasing the modulation strength. It was mentioned above that this effect was observed in the experiment [12].

VI. SUMMARY

The reference point for this work was the assumption that a periodic electric field applied to the 2DEG in the Quantum Hall Regime at and near one half filling deforms the initially circular CF-FS. We explored possible experimental consequences of this assumption and found that the unusual peaks arise in the 2DEG response to the SAW propagating in the nonlocal regime over the modulated 2DEG perpendicular to the direction of the modulation. Our results agree with the experiment [12] in the most important points: we explain the anisotropy of the effect, its dependence of the magnitude of the modulating field, its independence of the relation in magnitude between the SAW wave vector q and the modulation wave vector g and nonlinear (and weak for strong modulation) dependence of the 2DEG conductivity of q . All these features originate from the CF-FS deformation (local flattening) due to the modulating field, and exhibit in the region of large q where small effective parts of the CF-FS strongly contribute to the response of the 2DEG. Our explicit deformed CF-FS model is new, to our knowledge. Again we emphasize that our analysis is carried out in both local and non-local regimes. Since the SAW experiments [6, 12] are done in non-local regime it is essential to use the theory for this regime in any interpretation.

Our work, and that of Refs. [14] and [15] is the assume that the density modulation causes the recently observed magneto-transport anomalies reported in Refs. [12, 13]. However our explanation of the SAW anomaly observed in experiments of Ref. [12] substantially differs from that proposed in these works. The explanation given in Refs. [14] and [15] is based on the extension of the results of their study performed for the longwave limit ($ql \ll 1$) to the region of large q corresponding to the conditions of the SAW experiments of Ref. [12]. Such an extension is not justified because it does not account for the important changes in the response of the modulated 2DEG arising in the region of large q due to the CF-FS distortion.

The results obtained show that very slight changes in the shape of the Fermi Surface for composite fermions – as well as for the previously studied cases in metal – can have significant effect on magnetotransport in the 2DEG in quantum Hall regime at one half filling. Recent experiments on the SAW propagation above the modulated 2DEG system at $\nu = 3/2$ suggest anomalies similar to that observed at $\nu = 1/2$ [27]. We believe that the approach proposed in this work can be applied to analyze the effects due to the CF-FS local geometry in magnetotransport (especially in the SAW response) to include higher Landau Level partial filling ($\nu = 3/2, 5/2$, etc.). To perform this analysis we need to estimate the relative magnitudes of various parameters of the system, first of all the Fermi energy of the CF relevant to the specific

half-filled Landau Level (not only the lowest) compared to the energy of the CF interaction with the modulating field and the CF Fermi wave vector q_F compared to the wave vector of the periodic modulation g .

Additional possibilities for investigations of magnetotransport in modulated 2DEG in FQHE regime at filling factors with even denominators may occur in 2DEG modulated simultaneously in two directions i.e. "cross modulation". Some experiments on the SAW propagation in crossmodulated 2DEG at $\nu = 1/2$ were performed recently [27].

We again remark that our work is based on the charged CF picture for FQHE, for example as derived at $\nu = 1/2$ in ref.[7,8]. We followed previous work by assuming the CF-FS exists, as supported experimentally and also by a theoretical study [28]. The relevant magnetic symmetry translation [29] which would replace Bloch wave vector \mathbf{k} by a "good" quantum index for state labels and transport theory, have not been used to our knowledge. An alternate picture for the FQHE also derived from a Chern-Simons approach [30, 31, 32], gives the quasiparticles at $\nu = 1/2$ as neutral dipolar objects, with the Hall current being carried by a set of collective magnetoplasmon oscillators. A magnetotransport theory based on this second picture is proposed recently in Ref. [33]. It is shown there that these two approaches are equivalent and lead to similar results for observables.

Note added. In order not to interrupt the continuity in the text, we discuss the solution of Eqs. (46) here. The general solution of the system (46) is

$$\begin{aligned}\delta v_x &= C_1 \cos \psi + C_2 \sin \psi \\ &- v_F \frac{\Delta B}{B_{eff}} \int_0^\psi \cos(gY - gR \cos \psi') d\psi', \\ \delta v_y &= C_1 \sin \psi - C_2 \cos \psi \\ &+ v_F \frac{\Delta B}{B_{eff}} \int_0^\psi \cos(gY - gR \cos \psi') d\psi',\end{aligned}$$

where C_1 and C_2 arbitrary constants. For the average of δv_x over the unperturbed cyclotron orbit, this gives the results, which differs from our Eq. (47),

$$\langle \delta v_x \rangle = v_F \frac{\Delta B}{B_{eff}} \{ \cos gY J_0(gR) - \sin gY J_1(gR) \}.$$

This extra term proportional to $J_0(gR)$ arises because the general solution of the system (46) is not periodic in ψ . The origin of this aperiodicity lies in the system (46), which is valid to first order in the modulation field. When we replaced the coordinate "y" in the argument of cosine in the expression for $\Delta n(y)$ by $Y - R \cos \Omega\tau$, we arrived at the system of differential equations, which can be reduced to a linear inhomogeneous differential equation

with the right side having the same period as the general solution of the corresponding linear nonhomogeneous differential equation. Such equations describe a resonance that occurs when the frequency of an external perturbation coincides with a natural frequency of free oscillations. Correspondingly, they have to have an aperiodic general solution describing the unbounded increase in the magnitude of oscillations. For our situation it means that strictly we cannot use expansion in powers of a small parameter $\Delta B/B_{eff}$ to obtain the system (46) because the solution of this system increases in magnitude in time, and we cannot assume it to be small in ΔB all the time.

To avoid these difficulties, we require the corrections δV_x and δv_y to be periodic in ψ , which allows us to obtain the expressions (47). Corresponding results of Refs. [17] and 18 were obtained under equivalent assumptions.

ACKNOWLEDGMENTS

We thank R.L. Willett and S.H. Simon for discussions and G.M. Zimbovsky for help with the manuscript. This work was supported in part by a grant from the National Research Council COBASE Program.

-
- [1] R.L. Willett, M.A. Paalanen, R.R. Ruel, K.W. West, L.N. Pfeiffer and D.J. Bishop, Phys. Rev. Lett. **65**, 112 (1990).
 - [2] R.L. Willett, R.R. Ruel, K.W. West and L.N. Pfeiffer, Phys. Rev. B **47**, 7344 (1993).
 - [3] R.L. Willett, Surf. Sci., **305**, 76 (1994).
 - [4] R.L. Willett, R.R. Ruel, K.W. West and L.N. Pfeiffer, Phys. Rev. Lett. **71**, 3846 (1993).
 - [5] R.L. Willett, K.W. West and L.N. Pfeiffer, Phys. Rev. Lett. **75**, 2988 (1995).
 - [6] R.L. Willett, Advances of Physics, **46**, 447, (1997).
 - [7] B.I. Halperin, P.A. Lee and N. Read, Phys. Rev. B **47**, 7312 (1993).
 - [8] B.I. Halperin, in *Low Dimensional Semiconductor Structures*, edited by S. Das Sarma and A. Pinczuk (Wiley, New York, 1996).
 - [9] K.A. Inberg, J. Appl. Phys. **40**, 2681 (1969).
 - [10] P. Bierbaum, Appl. Phys. Lett. **21**, 595 (1972).
 - [11] Y. Levinson, O. Entin-Wohlman, A.D. Mirlin and P. Wolffe, Phys. Rev. B **58**, 7113 (1998).
 - [12] R.L. Willett, K.W. West and L.N. Pfeiffer, Phys. Rev. Lett. **78**, 4478 (1997).
 - [13] J.H. Smet, K. von Klitzing, D. Weiss and W. Wegscheider, Phys. Rev. Lett. **80**, 4538 (1998).
 - [14] A.D. Mirlin, P. Wolffe, Y. Levinson and O. Entin-Wohlman, Phys. Rev. Lett. **81**, 1070 (1998).
 - [15] Felix v. Oppen, Ady Stern and B.I. Halperin, Phys. Rev. Lett. **80**, 4494 (1998).
 - [16] F.M. Peeters and V. Vasilopoulos, Phys. Rev. B **47**, 1466 (1993).
 - [17] R.R. Gerhards, Phys. Rev. B **53**, 11064 (1996).
 - [18] R. Menne and R.R. Gerhards Phys. Rev. B **57**, 1707 (1998).
 - [19] G.T. Avannesyan, M.I. Kaganov and T.Yu. Lisovskaya, Zh. Eksp. Teor. Phys. **75**, 1786 (1978) [Sov. Phys. JETP **48**, 900 (1978)].
 - [20] V.M. Kontorovich, Usp. Fiz. Nauk, **142**, 265 (1984) [Sov. Phys. Usp. **27**, 134 (1984)].
 - [21] M.I. Kaganov and Yu.V. Gribkova, Fiz. Nizk. Temp. **17**, 907 (1991) [Sov. J. Low Temp. Phys., **17**, 473 (1991)].
 - [22] The procedure of solving the Boltzmann equation of the form (10) for 3DEG was repeatedly described in detail. See e.g. A.A. Abrikosov, *Introduction to the Theory of Normal Metals*, (Academic Press, New York and London, 1972); and A.A. Abrikosov, *Fundamentals of the Theory of Metals* (North Holland, Amsterdam, Oxford, New York, Tokyo, 1988).
 - [23] N.A. Zimbovskaya, V.I. Okulov, A.Yu. Romanov and V.P. Silin, Fiz. Met. Metalloved. **62**, 1095 (1986) (in Russian); N.A. Zimbovskaya, Fiz. Nizk. Temp. **20**, 441 (1994) [Low Temp. Phys., **20**, 324 (1994)], N.A. Zimbovskaya, *Local Geometry of the Fermi Surface and High Frequency Phenomena in Metals*, Springer-Verlag, New York, 2001.
 - [24] C.W.J. Beenaker, Phys. Rev. Lett. **62**, 2020 (1989).
 - [25] It is shown (see S.H. Simon, Phys. Rev. B **54**, 13878 (1996)) that the value of σ_m depends on the parameter qD where D is the distance between the 2DEG and the surface of the sample. The value used here corresponds to the region of large q ($qD > 1$).
 - [26] I.M. Lifshitz, Zh. Eksp. Teor. Fiz. **38**, 1569 (1960) [Sov. Phys. JETP **11**, 1130 (1960)], Ya.M. Blanter, M.I. Kaganov, A.V. Pantsulava and A.A. Varlamov, Physics Reports, **245**, 159 (1994).
 - [27] R.L. Willett, Private communication [at CCNY, June 1998].
 - [28] P. Kopietz and G.E. Castilla, Phys. Rev. Lett. **78**, 314 (1997).
 - [29] P.B. Wiegmann and A. Zabrodin, Nuclear Physics B **422**, 495 (1994).
 - [30] Dung-Hai Lee, Phys. Rev. Lett. **80**, 4745 (1998).
 - [31] V. Pasquier and F.D.M. Haldane, cond-mat/9712169.
 - [32] R. Shankar and Ganpathy Murthy, Phys. Rev. Lett. **79**, 4437 (1997).
 - [33] A. Stern, B.I. Halperin, F. von Oppen, S.H. Simon, Phys. Rev. B **59**, 12547 (1999).